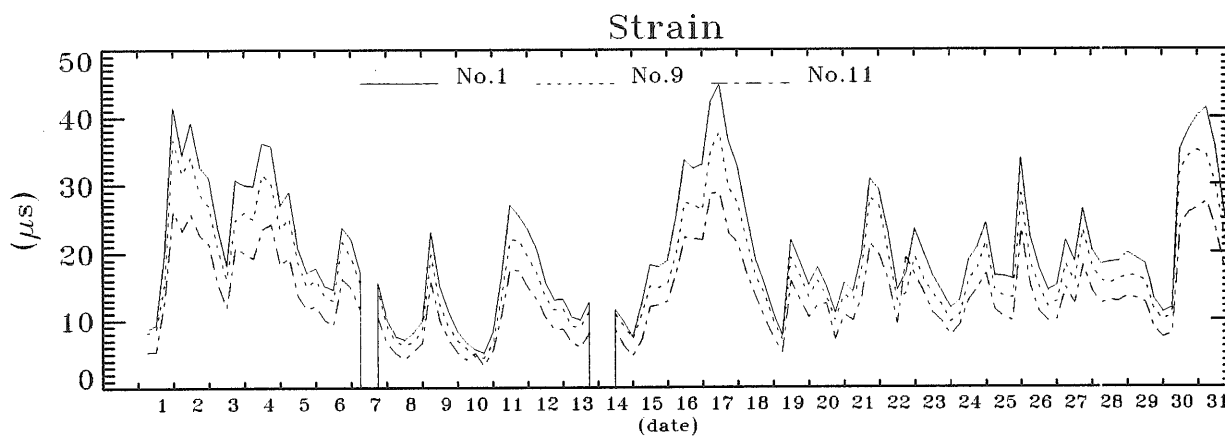
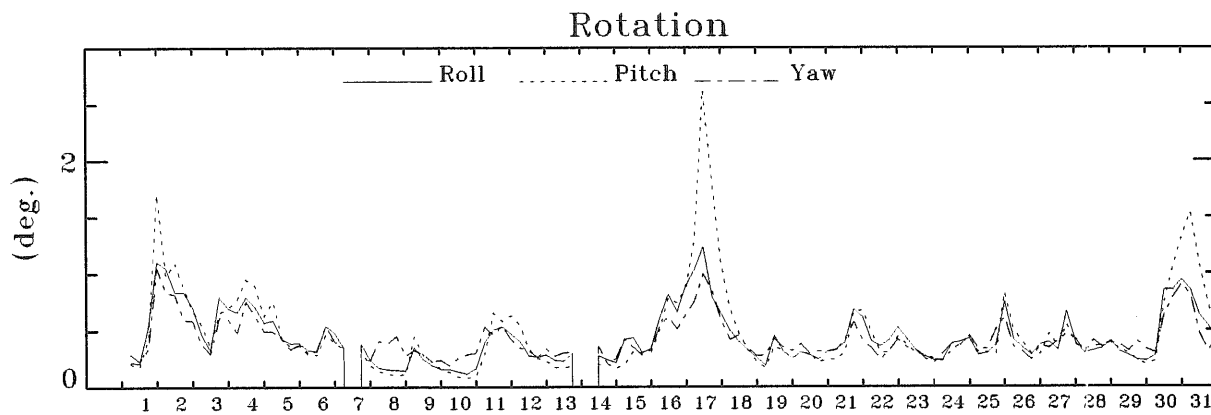
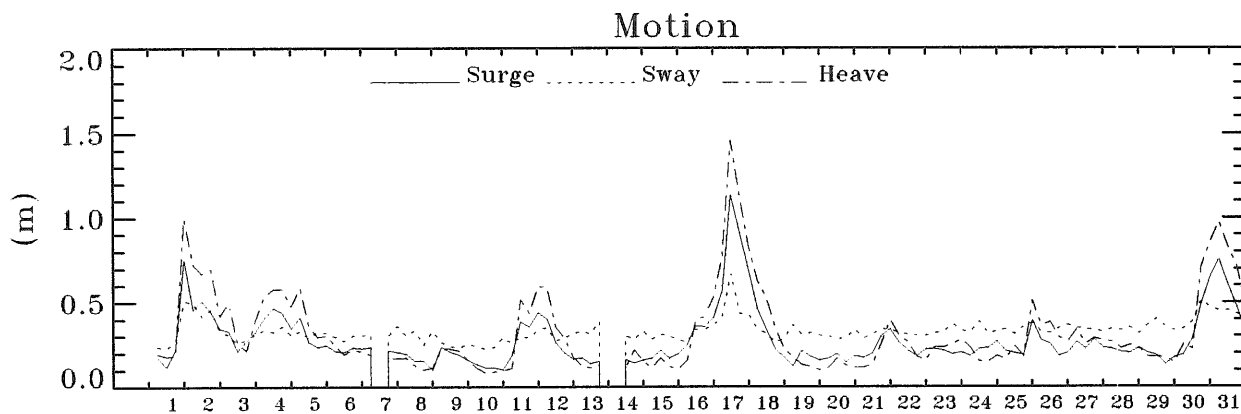
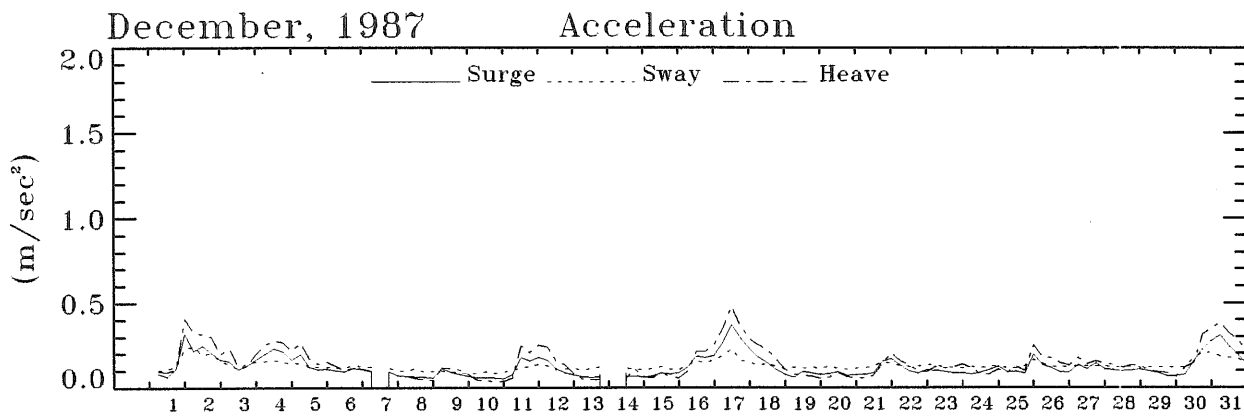
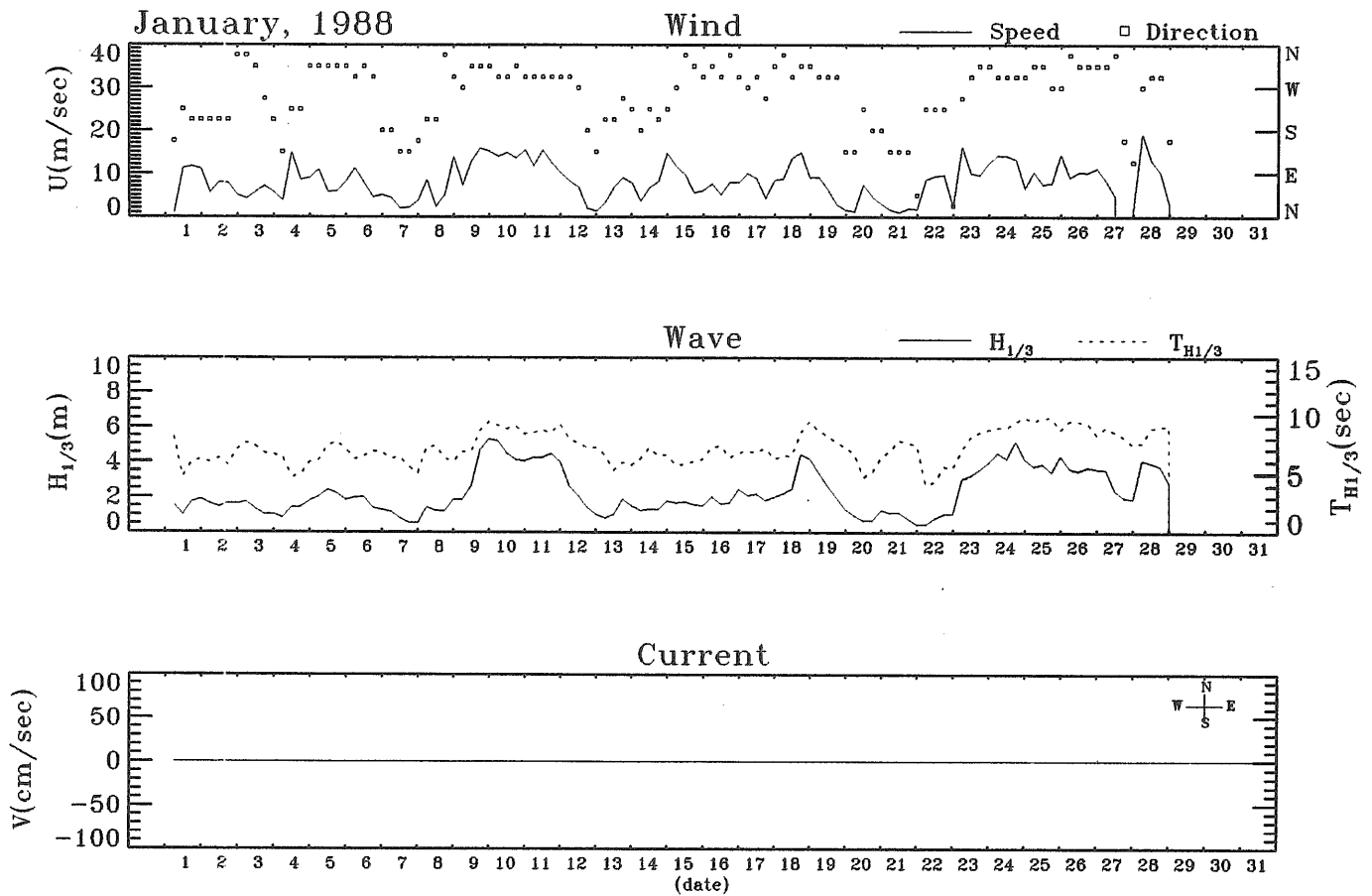


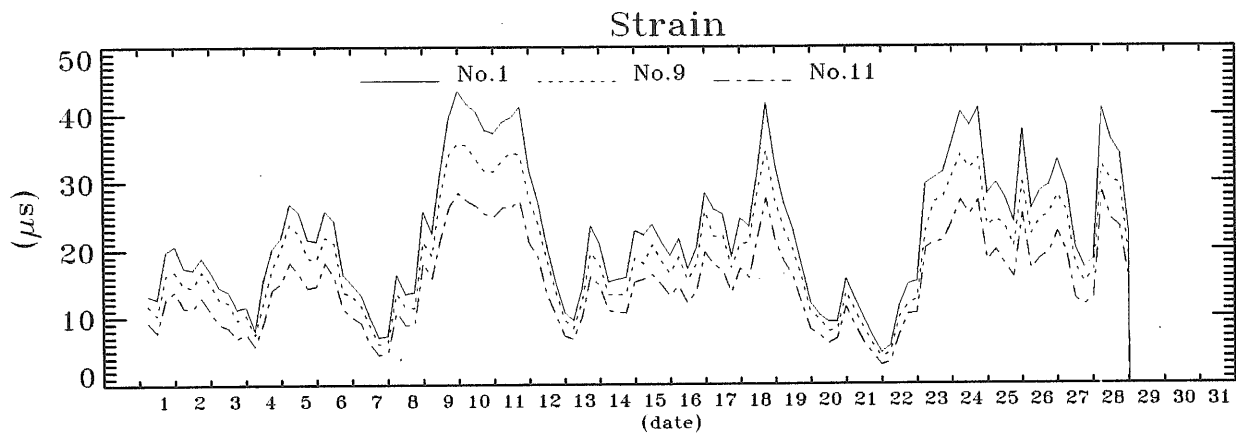
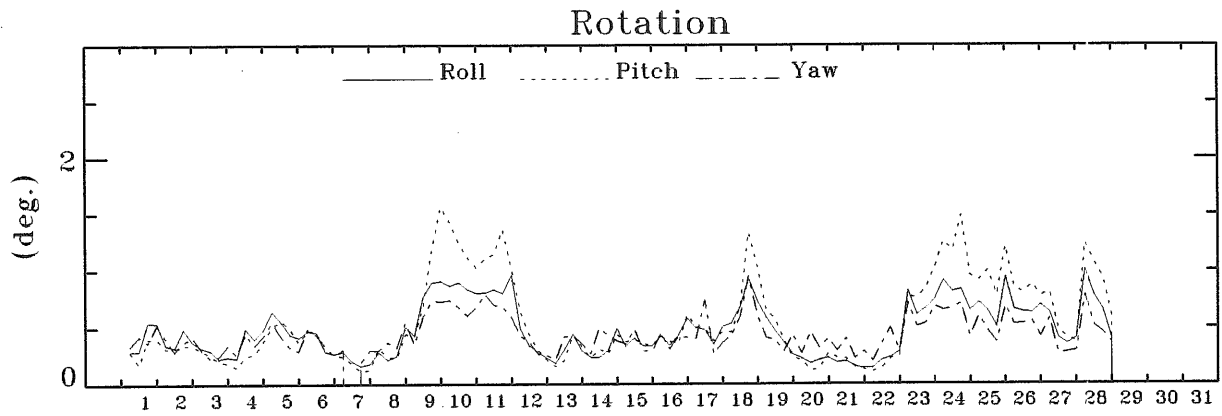
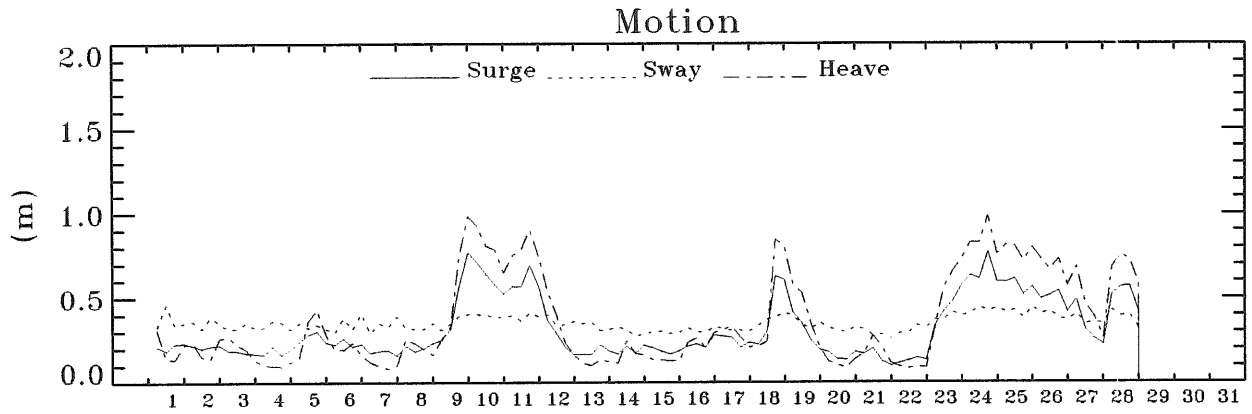
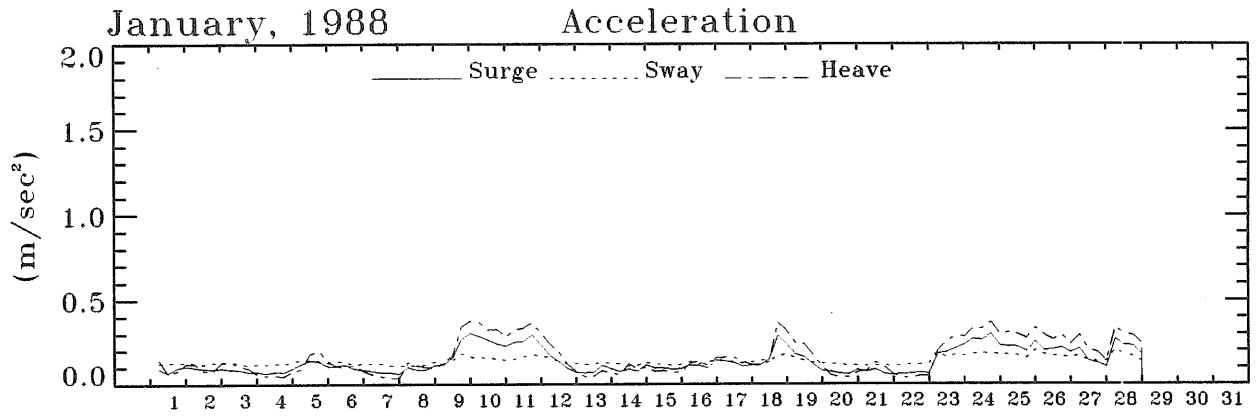
=====  
**\*\*\* 月の統計量 <<< 1987 年 12 月 >>> \*\*\***  
 I T E M : Mean Maximum Std.Dev. 測得率(%)  
 -----  
 Wind Speed (mean) 7.6421 20.8100 4.5620 97.58  
 Wave Hight(H<sub>1/3</sub>) 1.9893 6.5400 1.1858 97.58  
 Wave Period(T<sub>H\_1/3</sub>) 7.0731 11.0800 1.2126 97.58  
 Current Speed (mean) ---- ---- ---- .00  
 (every hour) ---- ---- ---- .00  
 Surge Acc.(Std.Dev.) .1219 .3677 .0633 97.58  
 Sway Acc.(Std.Dev.) .1302 .2447 .0297 97.58  
 Heave Acc.(Std.Dev.) .1486 .4747 .0917 97.58  
 Surge Motion(Std.Dev.) .2754 1.1300 .1641 97.58  
 Sway Motion(Std.Dev.) .3313 .6690 .0646 97.58  
 Heave Motion(Std.Dev.) .3215 1.4580 .2428 97.58  
 Roll Motion(Std.Dev.) .4337 1.2290 .2307 97.58  
 Pitch Motion(Std.Dev.) .4775 2.6200 .3819 97.58  
 Yaw Motion(Std.Dev.) .4182 1.0450 .1693 97.58  
 Strain No. 1(Std.Dev.) 20.3239 44.7900 9.2740 97.58  
 Strain No. 9(Std.Dev.) 17.5127 37.8200 7.9005 97.58  
 Strain No.11(Std.Dev.) 13.7103 28.8400 6.2292 97.58  
 =====


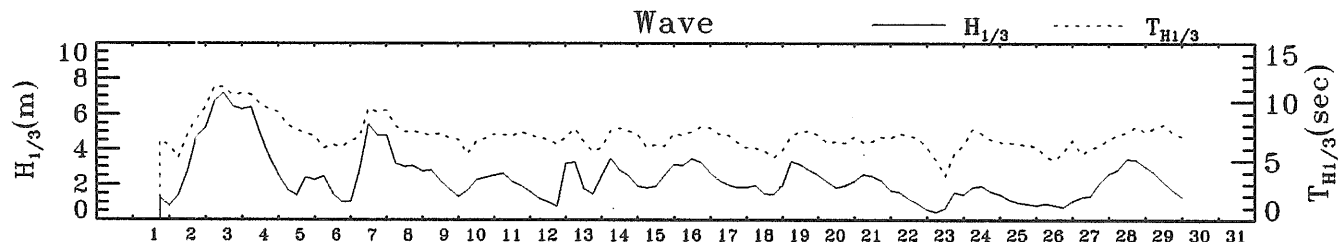
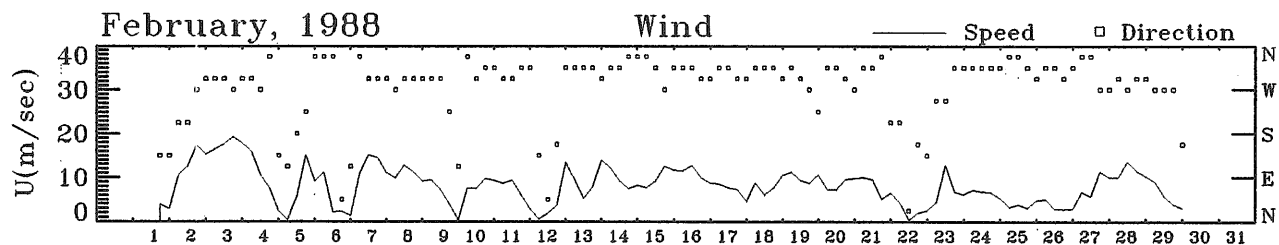




\*\*\* 月の統計量 <<< 1988 年 1 月 >>> \*\*\*

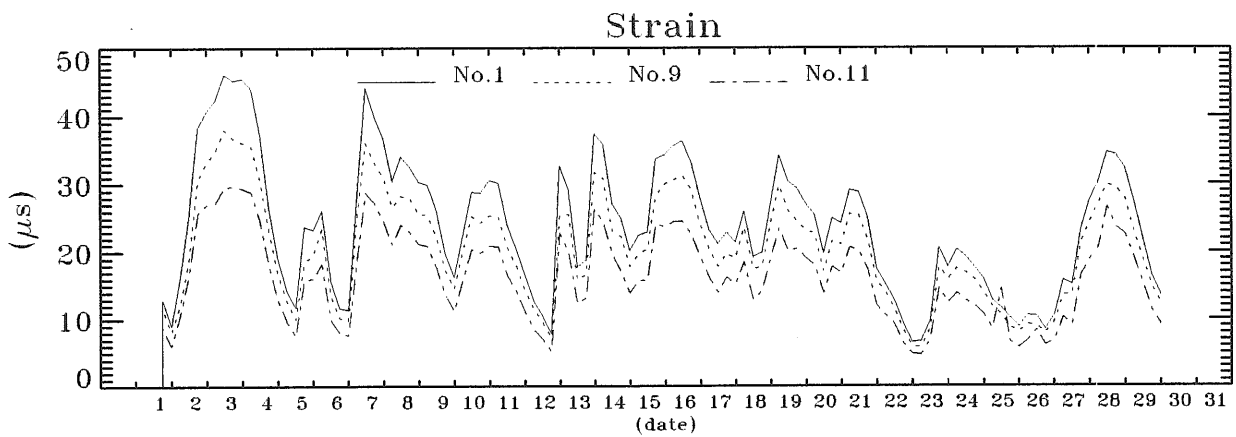
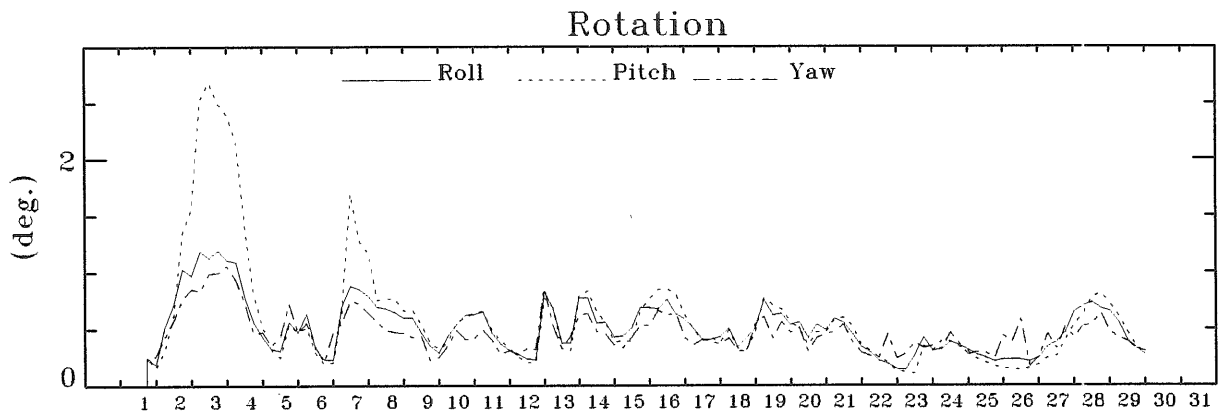
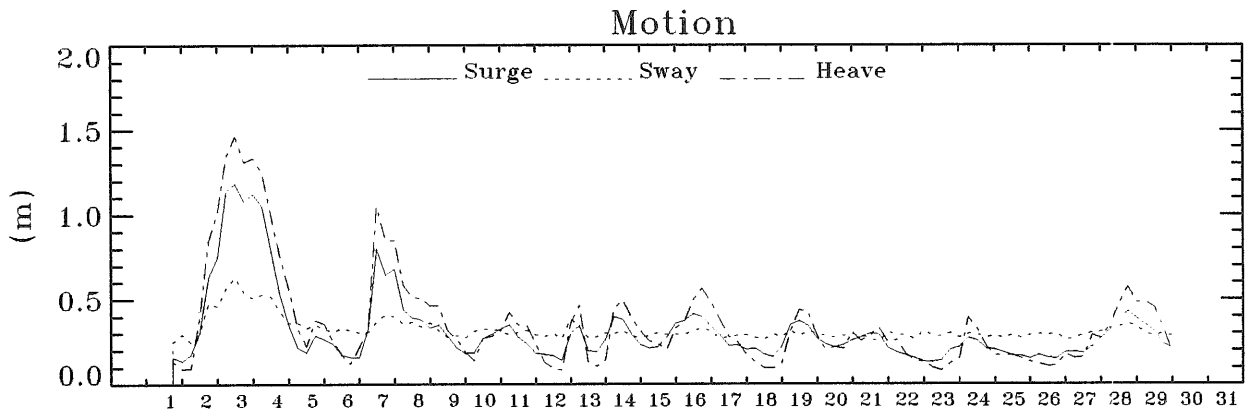
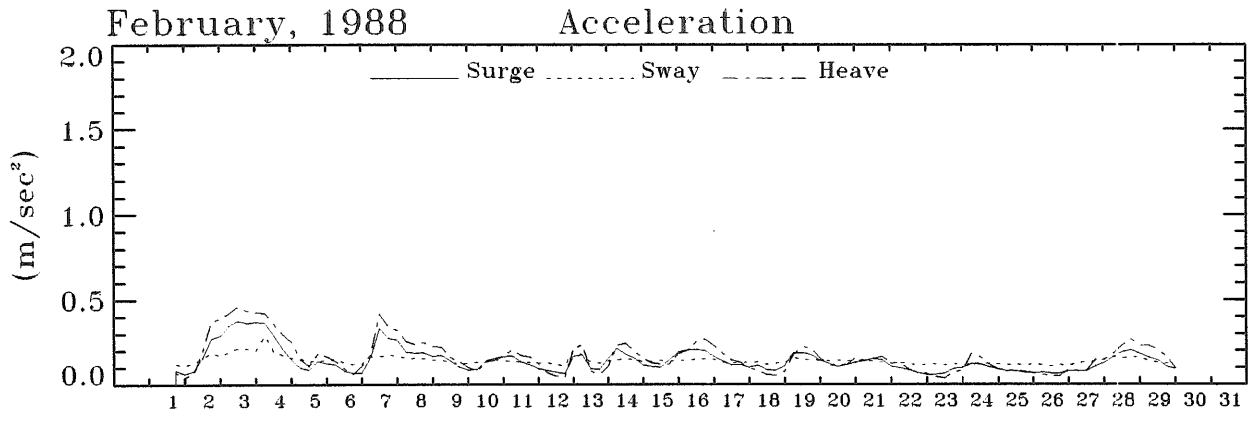
I T E M	Mean	Maximum	Std.Dev.	測得率(%)
Wind Speed (mean)	8.0544	19.0600	4.2547	90.32
Wave Hight( $H_{1/3}$ )	2.2593	5.2700	1.2606	90.32
Wave Period( $T_{H_{1/3}}$ )	7.2325	9.8300	1.3817	90.32
Current Speed (mean)	---	---	---	.00
(every hour)	---	---	---	.00
Surge Acc.(Std.Dev.)	.1374	.3034	.0708	90.32
Sway Acc.(Std.Dev.)	.1388	.2051	.0236	90.32
Heave Acc.(Std.Dev.)	.1649	.3775	.1039	90.32
Surge Motion(Std.Dev.)	.3144	.7699	.1755	90.32
Sway Motion(Std.Dev.)	.3500	.4587	.0440	90.32
Heave Motion(Std.Dev.)	.3688	.9841	.2707	90.32
Roll Motion(Std.Dev.)	.4726	1.0080	.2318	90.32
Pitch Motion(Std.Dev.)	.5462	1.5710	.3710	90.32
Yaw Motion(Std.Dev.)	.4400	.9477	.1585	89.52
Strain No. 1(Std.Dev.)	22.5387	43.5500	9.8527	90.32
Strain No. 9(Std.Dev.)	19.2896	35.8300	8.2182	90.32
Strain No.11(Std.Dev.)	15.1755	28.4600	6.6288	90.32

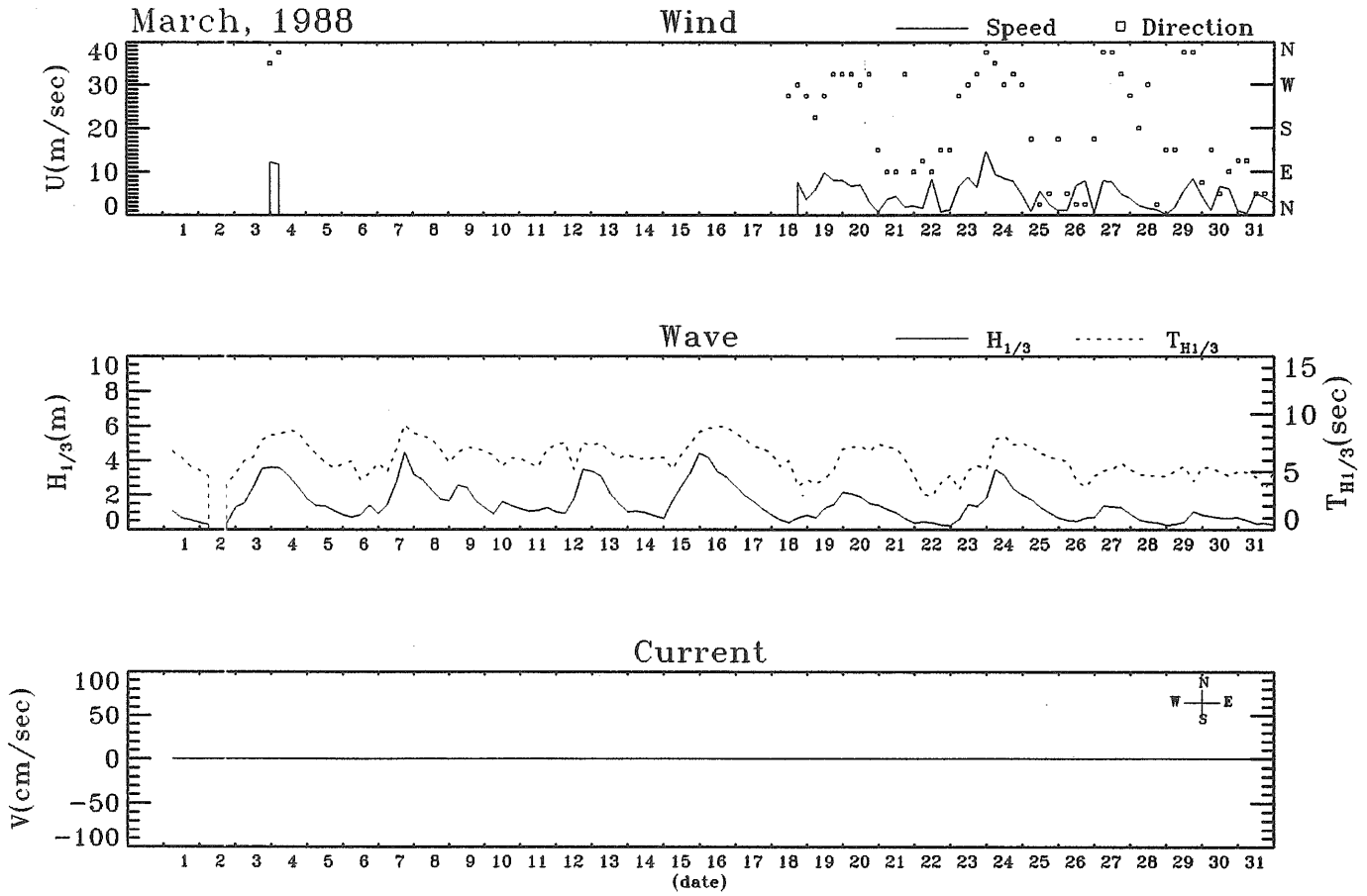




\*\*\* 月の統計量 <<< 1988 年 2 月 >>> \*\*\*

I T E M	Mean	Maximum	Std.Dev.	測得率(%)
Wind Speed (mean)	8.1412	19.2000	4.2032	98.28
Wave Hight( $H_{1/3}$ )	2.3618	7.1600	1.3518	98.28
Wave Period( $T_{H_{1/3}}$ )	7.1662	11.3400	1.2583	98.28
Current Speed (mean)	---	---	---	.00
(every hour)	---	---	---	.00
Surge Acc.(Std.Dev.)	.1404	.3756	.0734	98.28
Sway Acc.(Std.Dev.)	.1411	.2902	.0266	98.28
Heave Acc.(Std.Dev.)	.1649	.4610	.0991	98.28
Surge Motion(Std.Dev.)	.3146	1.1800	.2157	98.28
Sway Motion(Std.Dev.)	.3193	.6326	.0673	98.28
Heave Motion(Std.Dev.)	.3604	1.4620	.2907	98.28
Roll Motion(Std.Dev.)	.5091	1.1930	.2355	98.28
Pitch Motion(Std.Dev.)	.5927	2.6840	.4959	98.28
Yaw Motion(Std.Dev.)	.4608	1.0560	.1770	98.28
Strain No. 1(Std.Dev.)	23.8406	46.1300	9.7802	98.28
Strain No. 9(Std.Dev.)	20.5263	38.0000	7.9435	98.28
Strain No.11(Std.Dev.)	16.4238	29.6900	6.5573	98.28



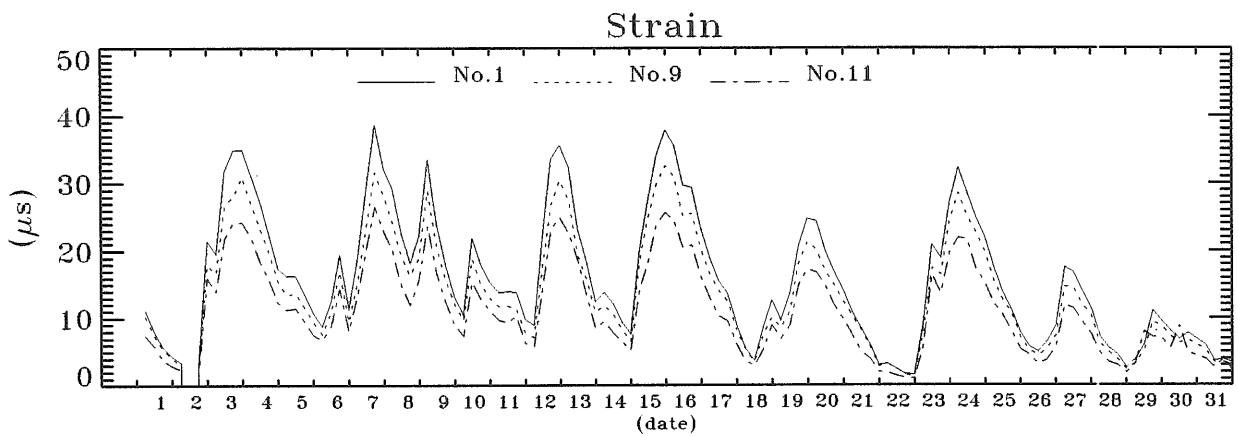
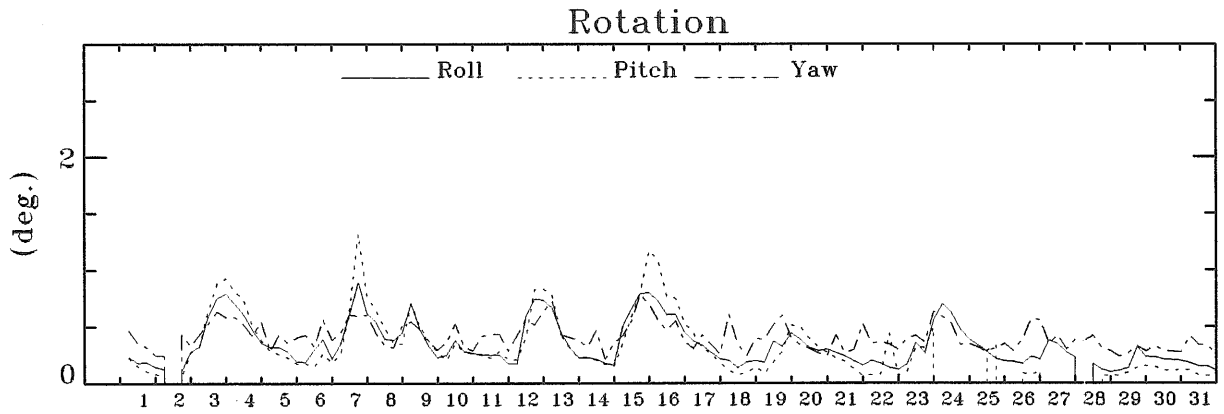
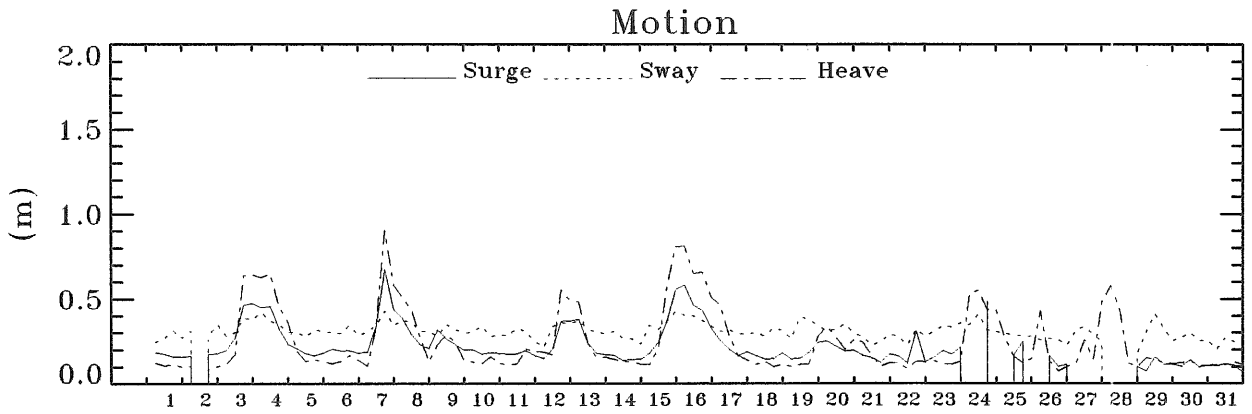
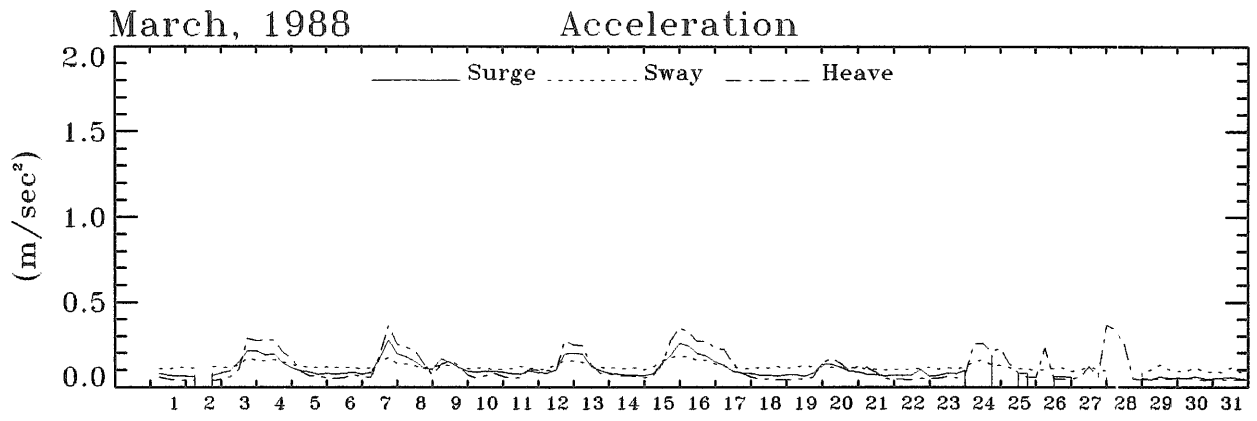


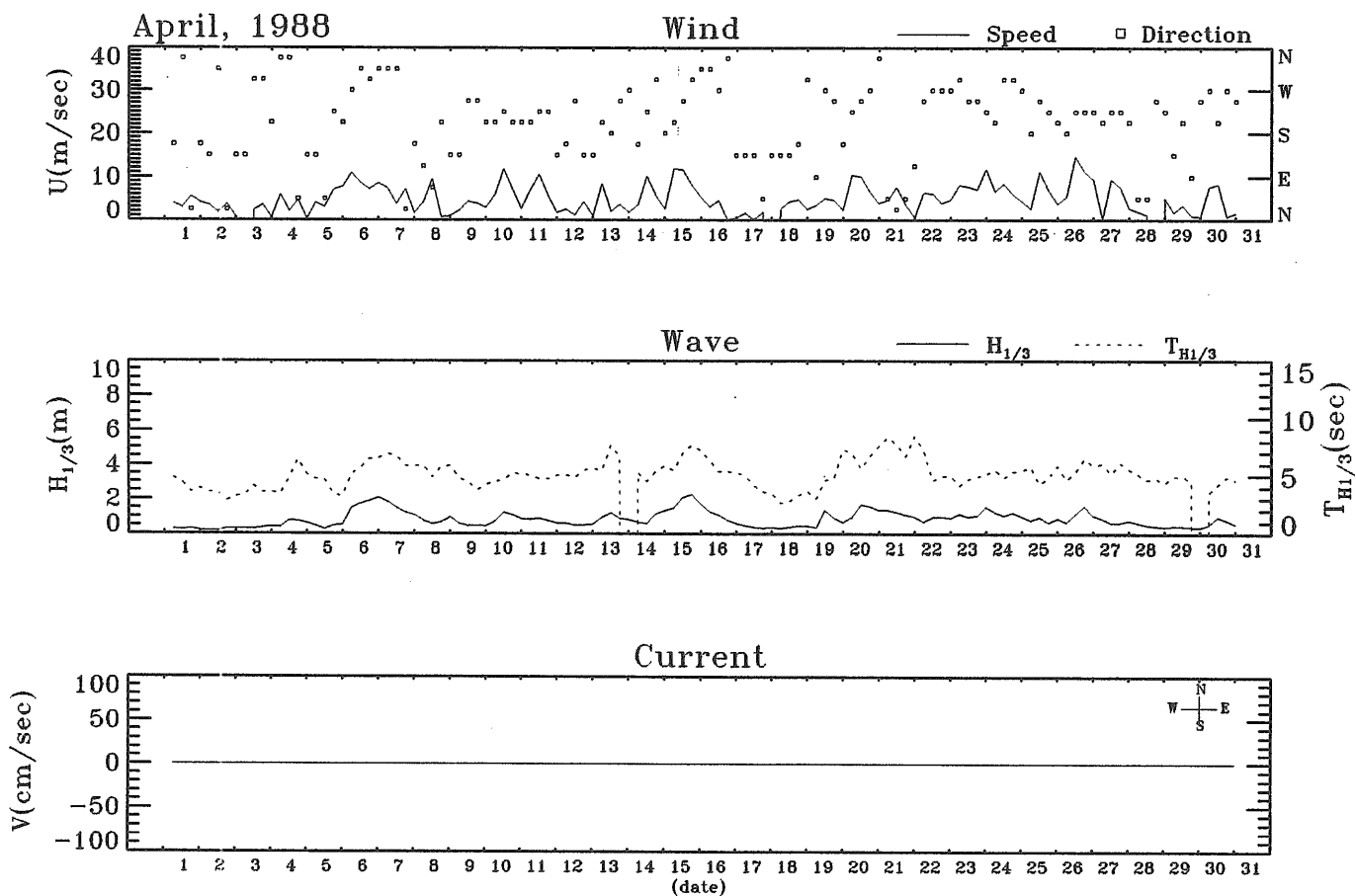
=====  
 \*\*\* 月の統計量 <<< 1988 年 3 月 >>> \*\*\*  
 I T E M : Mean Maximum Std.Dev. 測得率(%)  
 =====

I T E M	Mean	Maximum	Std.Dev.	測得率(%)
Wind Speed (mean)	4.8756	14.7400	3.4582	45.97
Wave Hight(H <sub>1/3</sub> )	1.4434	4.4600	1.0140	99.19
Wave Period(T <sub>H_1/3</sub> )	6.1100	9.0900	1.4027	99.19
Current Speed (mean)	---	---	---	.00
(every hour)	---	---	---	.00
Surge Acc.(Std.Dev.)	.1012	.2751	.0507	88.71
Sway Acc.(Std.Dev.)	.1188	.1820	.0202	96.77
Heave Acc.(Std.Dev.)	.1155	.3641	.0881	99.19
Surge Motion(Std.Dev.)	.2190	.6712	.1150	88.71
Sway Motion(Std.Dev.)	.3086	.4281	.0483	96.77
Heave Motion(Std.Dev.)	.2436	.9049	.1892	99.19
Roll Motion(Std.Dev.)	.3343	.8902	.1907	98.39
Pitch Motion(Std.Dev.)	.3305	1.3200	.2662	88.71
Yaw Motion(Std.Dev.)	.4072	.7817	.1197	99.19
Strain No. 1(Std.Dev.)	15.8649	38.6000	9.6980	99.19
Strain No. 9(Std.Dev.)	13.7650	32.5600	8.2176	99.19
Strain No.11(Std.Dev.)	11.1469	26.5300	6.7879	99.19

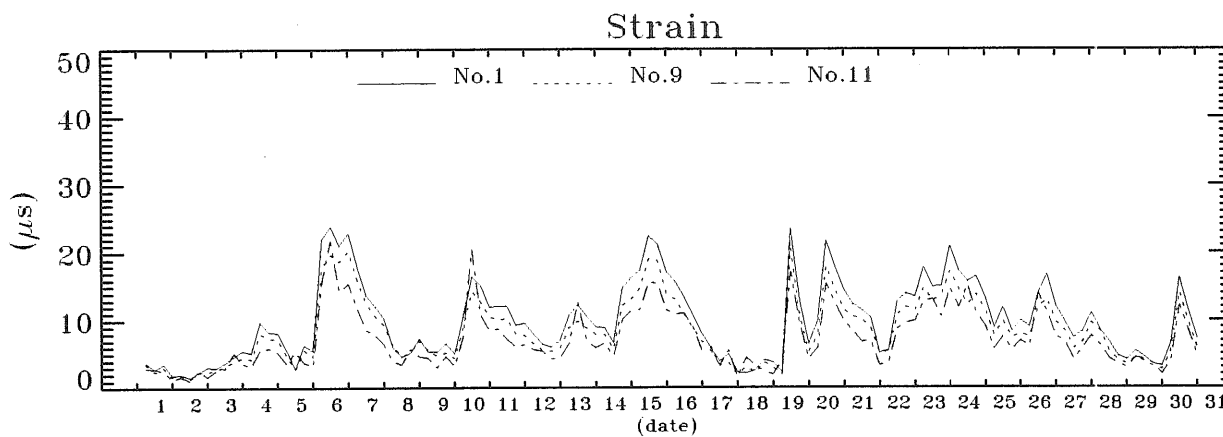
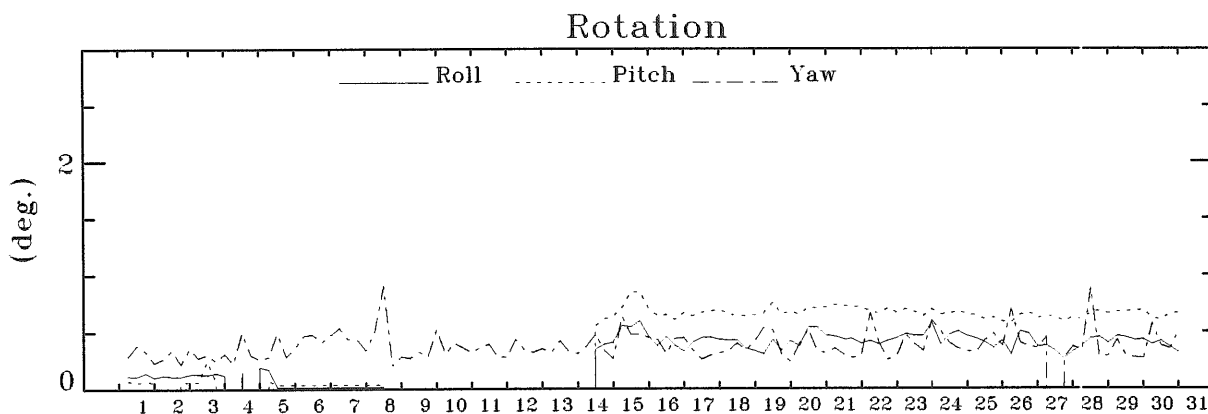
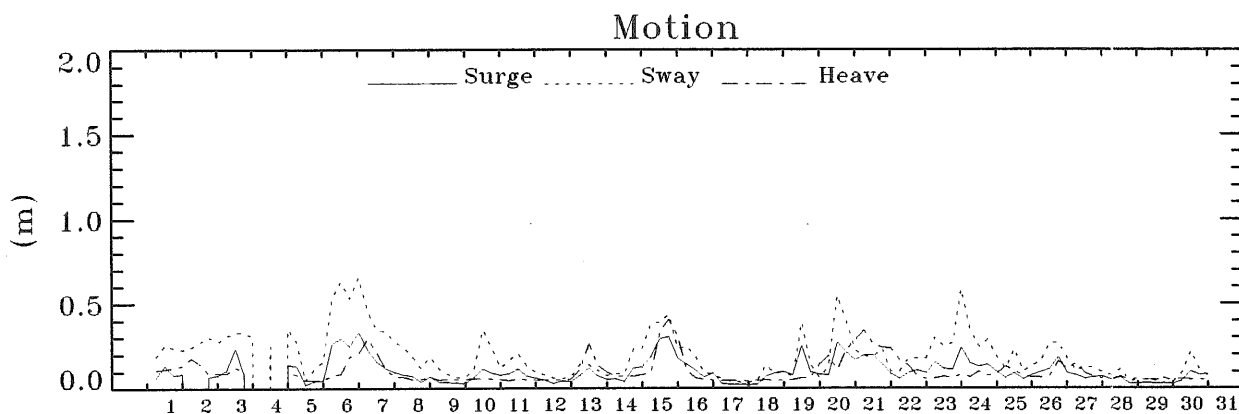
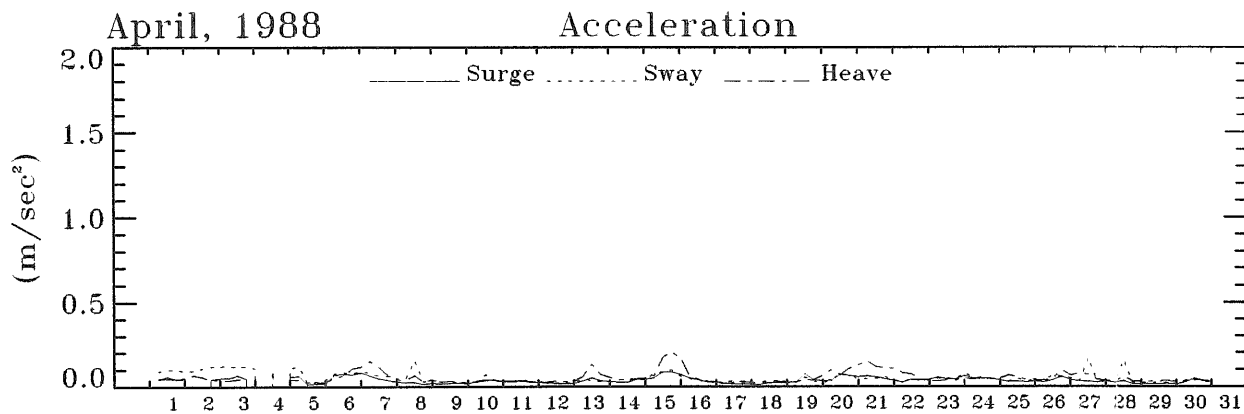
=====

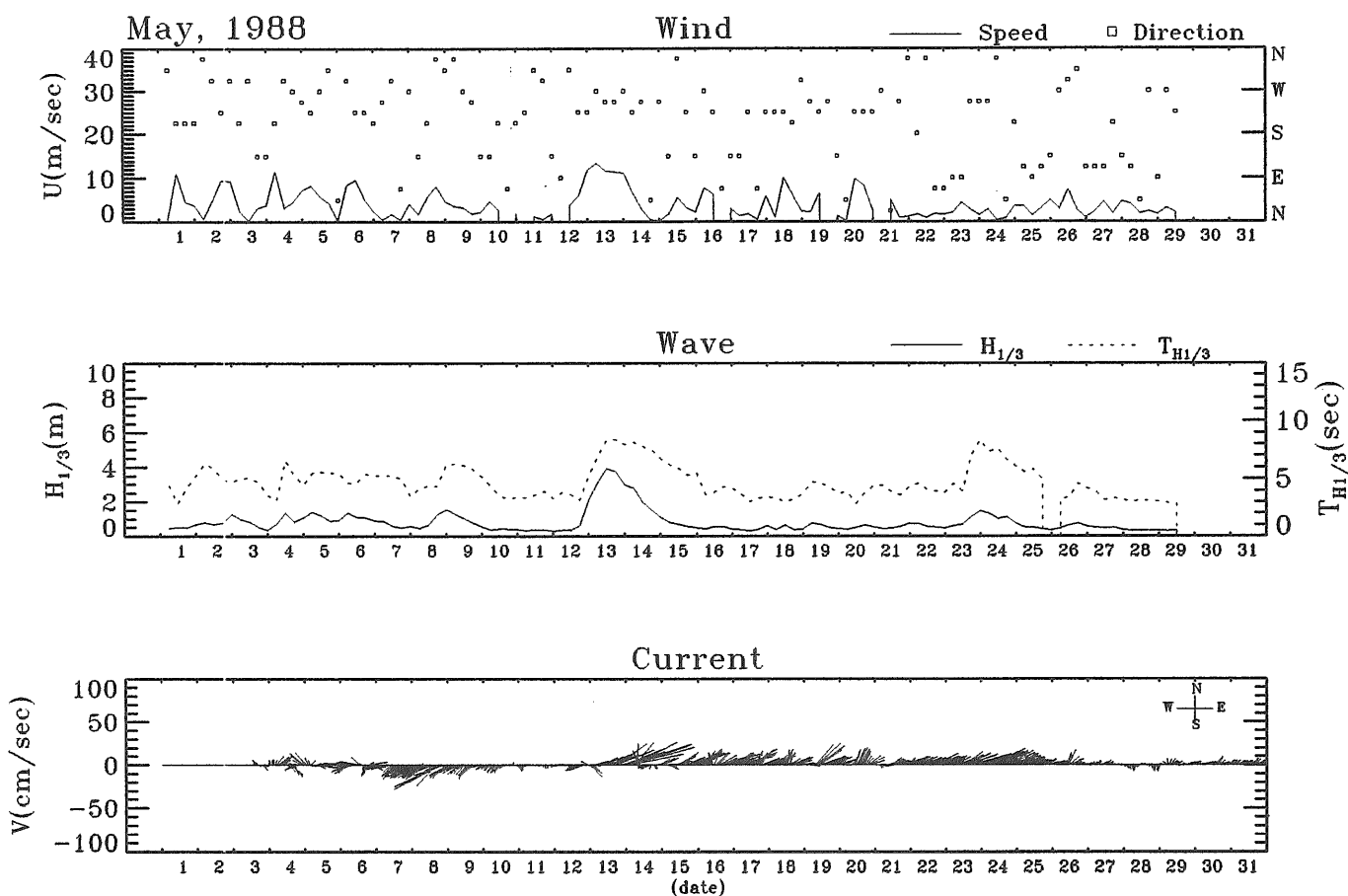






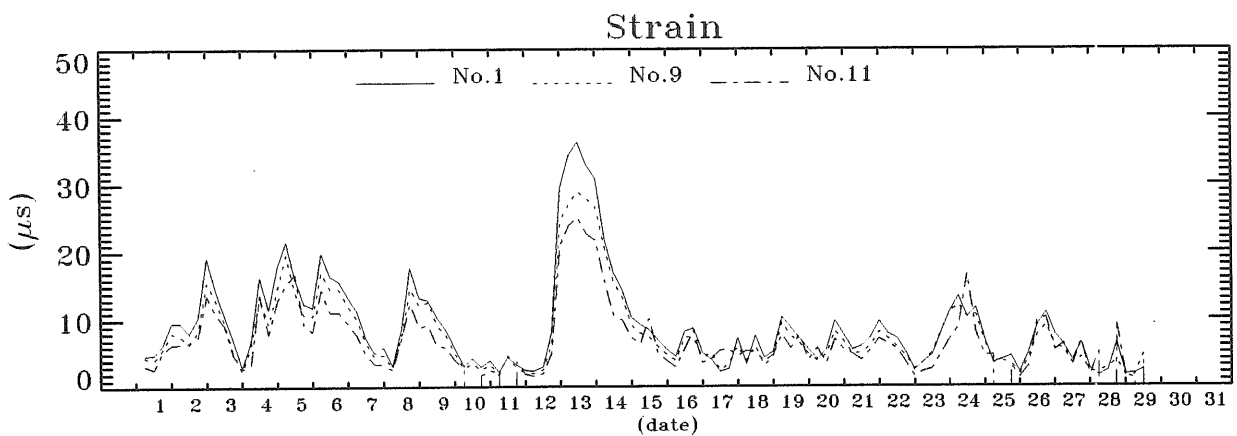
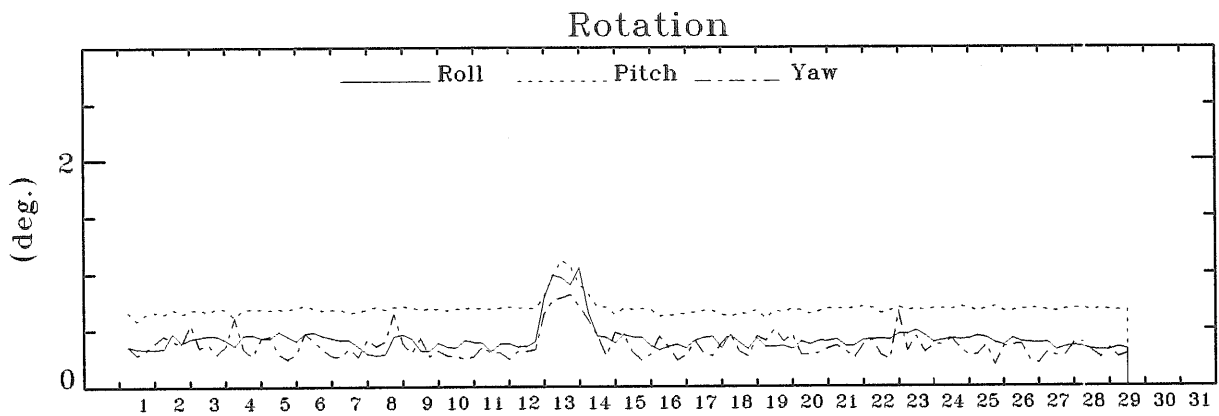
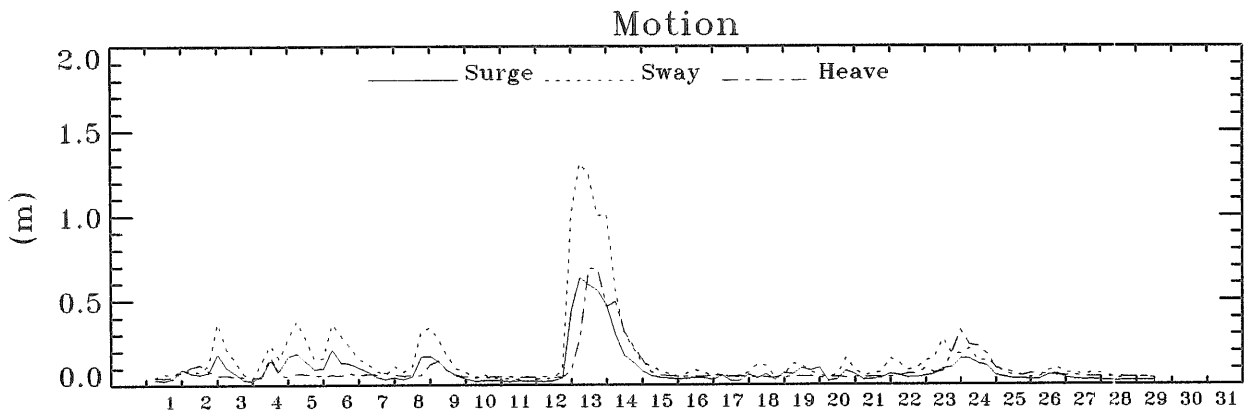
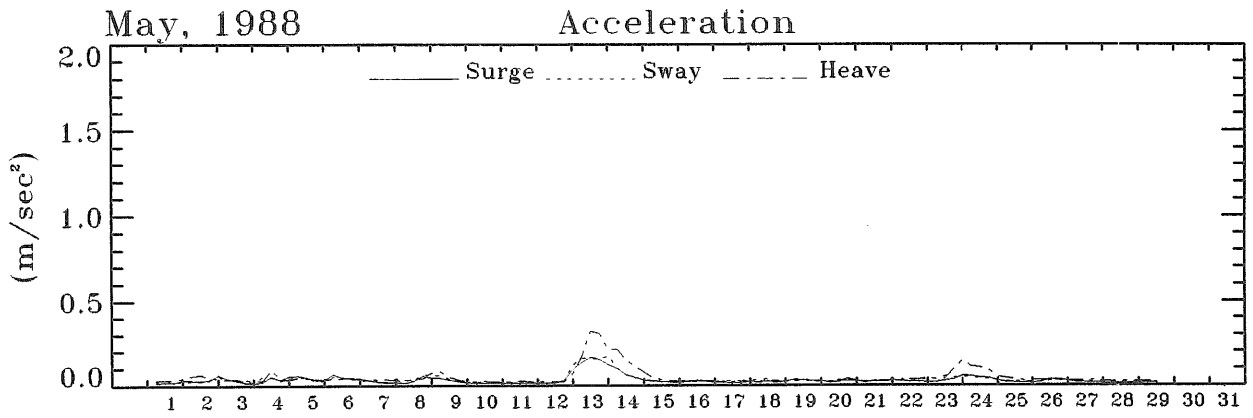
=====  
 \*\*\* 月の統計量 <<< 1988 年 4 月 >>> \*\*\*  
 I T E M : Mean Maximum Std.Dev. 測得率(%)  
 -----  
 Wind Speed (mean) 4.7347 14.6500 3.4516 100.00  
 Wave Hight( $H_{1/3}$ ) .8226 2.2400 .4527 100.00  
 Wave Period( $T_{H1/3}$ ) 5.1410 8.5200 1.2250 98.33  
 Current Speed (mean) --- --- --- .00  
 (every hour) --- --- --- .00  
 Surge Acc.(Std.Dev.) .0356 .0845 .0180 95.00  
 Sway Acc.(Std.Dev.) .0515 .1671 .0337 98.33  
 Heave Acc.(Std.Dev.) .0537 .2028 .0351 96.67  
 Surge Motion(Std.Dev.) .1015 .3315 .0698 95.00  
 Sway Motion(Std.Dev.) .1980 .6564 .1347 98.33  
 Heave Motion(Std.Dev.) .1007 .4066 .0737 96.67  
 Roll Motion(Std.Dev.) .3176 .5905 .1694 79.17  
 Pitch Motion(Std.Dev.) .5096 .8506 .2700 75.00  
 Yaw Motion(Std.Dev.) .3796 .9028 .1177 99.17  
 Strain No. 1(Std.Dev.) 9.8344 23.8800 5.6595 100.00  
 Strain No. 9(Std.Dev.) 8.4333 20.5300 4.7324 100.00  
 Strain No.11(Std.Dev.) 7.2159 21.7500 4.2814 100.00  
 =====

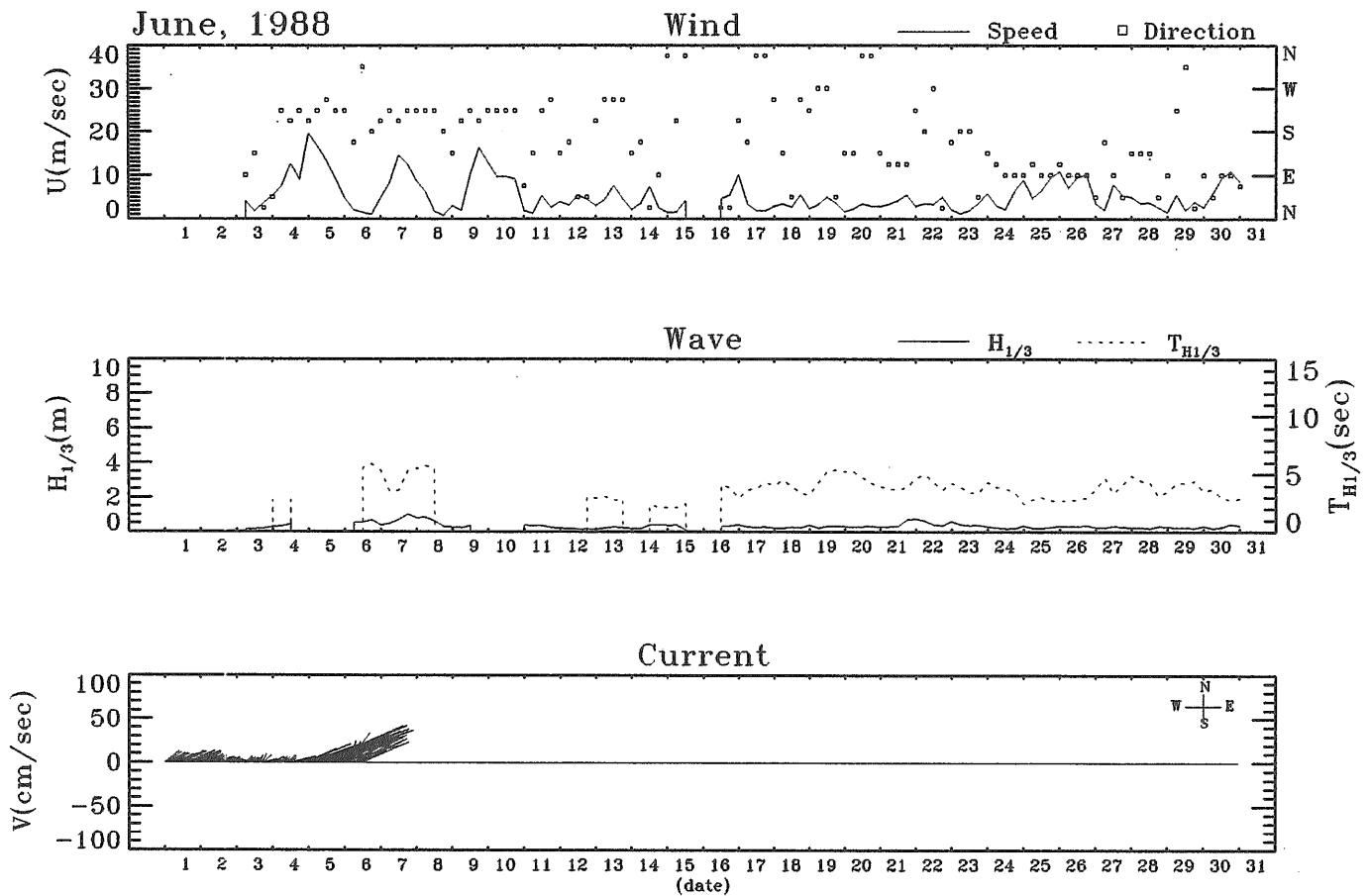




\*\*\* 月の統計量 <<< 1988 年 5 月 >>> \*\*\*

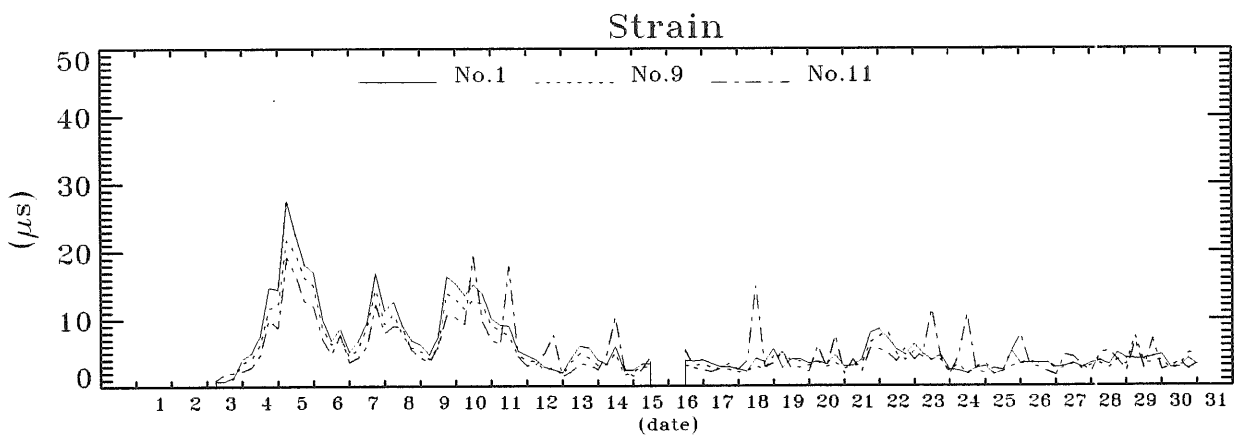
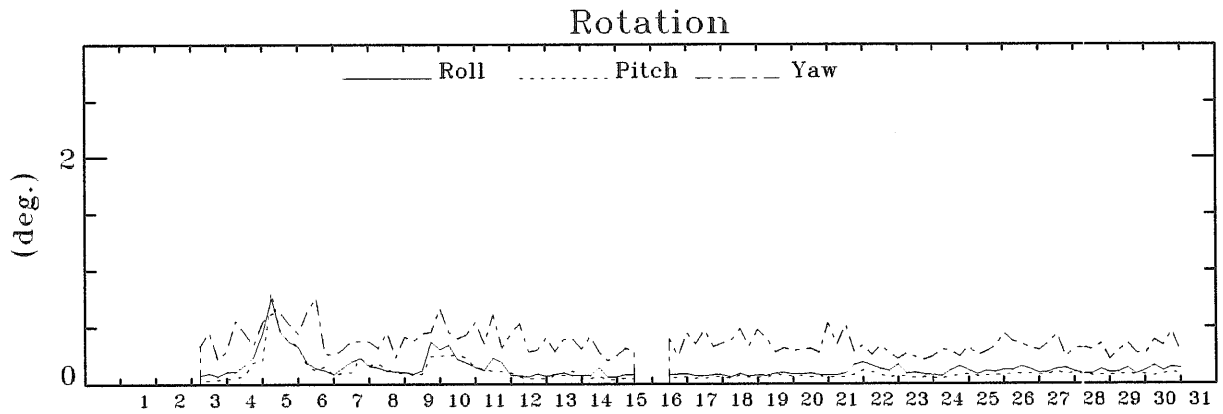
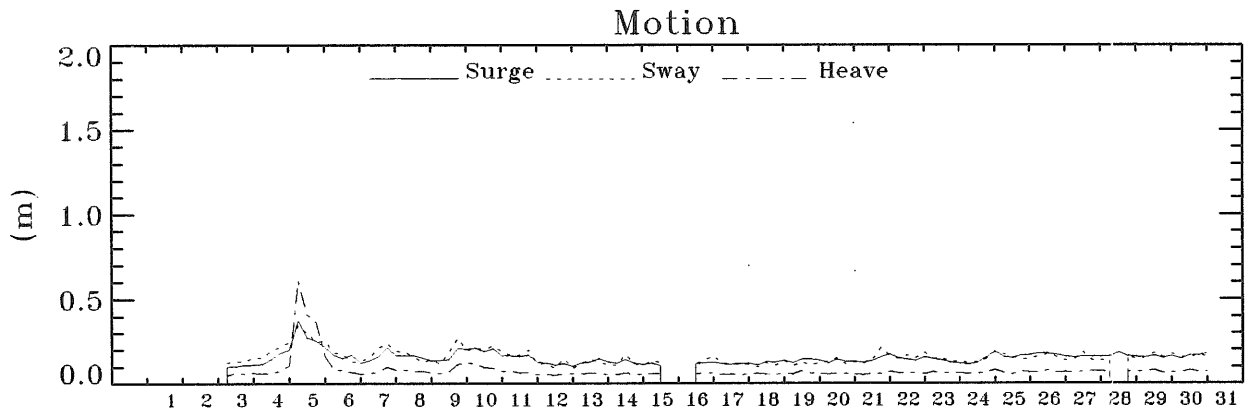
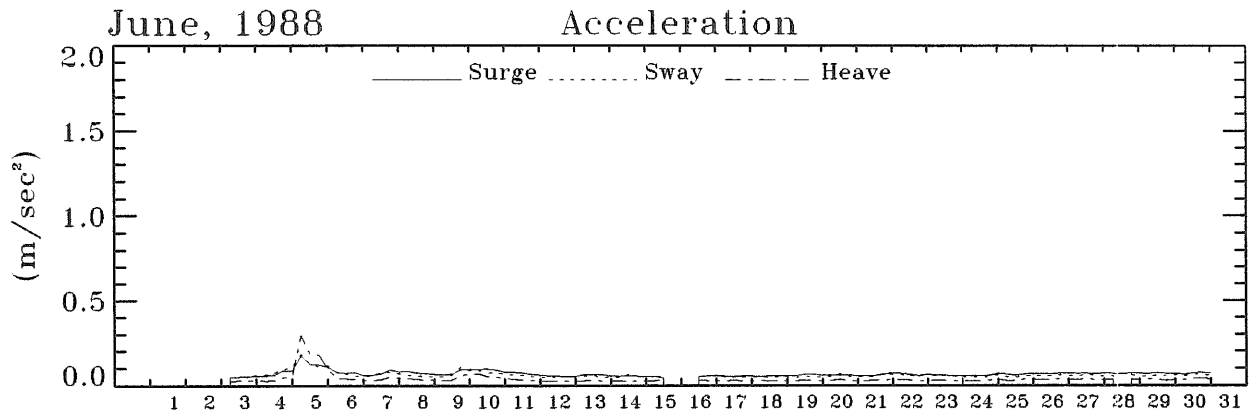
I T E M :	Mean	Maximum	Std.Dev.	測得率(%)
Wind Speed (mean)	3.7379	13.3800	3.2307	91.94
Wave Hight( $H_{1/3}$ )	.7871	3.9000	.6505	91.94
Wave Period( $T_{H_{1/3}}$ )	4.7049	8.4000	1.4080	91.13
Current Speed (mean)	13.8865	39.8300	9.5542	91.13
(every hour)	13.5369	63.8100	9.9339	91.80
Surge Acc.(Std.Dev.)	.0302	.1642	.0267	91.94
Sway Acc.(Std.Dev.)	.0360	.1742	.0286	91.94
Heave Acc.(Std.Dev.)	.0470	.3198	.0503	91.94
Surge Motion(Std.Dev.)	.0865	.6336	.1099	91.94
Sway Motion(Std.Dev.)	.1619	1.3110	.2251	91.94
Heave Motion(Std.Dev.)	.0917	.6869	.1101	91.94
Roll Motion(Std.Dev.)	.4117	1.0490	.1256	91.94
Pitch Motion(Std.Dev.)	.6880	1.1190	.0710	91.94
Yaw Motion(Std.Dev.)	.3597	.8117	.1212	91.94
Strain No. 1(Std.Dev.)	8.8803	36.2100	6.9083	91.94
Strain No. 9(Std.Dev.)	7.7925	28.9800	5.7964	91.94
Strain No.11(Std.Dev.)	7.0222	25.0900	4.9713	87.90

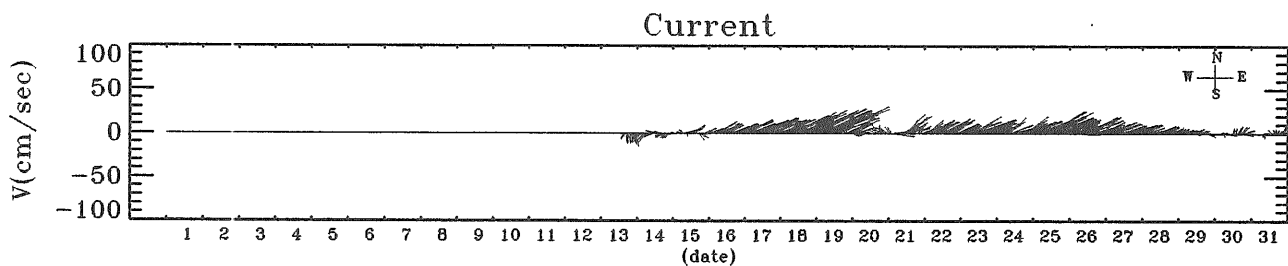
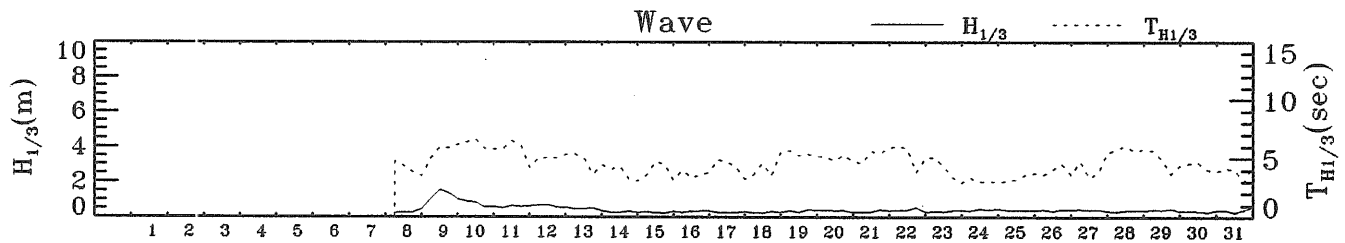
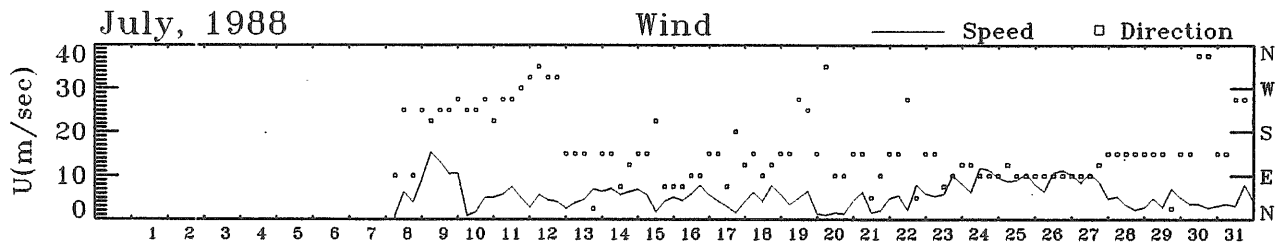




\*\*\* 月の統計量 <<< 1988 年 6 月 >>> \*\*\*

I T E M	Mean	Maximum	Std.Dev.	測得率(%)
Wind Speed (mean)	5.3439	19.5300	3.7725	90.83
Wave Hight(H <sub>1/3</sub> )	.3262	1.0100	.1621	81.67
Wave Period(T <sub>H<sub>1/3</sub></sub> )	3.7924	5.8700	.9370	66.67
Current Speed (mean)	30.0291	81.9300	23.6914	18.33
(every hour)	28.5001	89.5500	23.8605	18.61
Surge Acc.(Std.Dev.)	.0648	.1733	.0174	90.83
Sway Acc.(Std.Dev.)	.0606	.1838	.0192	90.00
Heave Acc.(Std.Dev.)	.0382	.2945	.0335	90.00
Surge Motion(Std.Dev.)	.1489	.3739	.0379	90.83
Sway Motion(Std.Dev.)	.1553	.3496	.0433	90.00
Heave Motion(Std.Dev.)	.0778	.6098	.0694	90.00
Roll Motion(Std.Dev.)	.1336	.7525	.0971	90.83
Pitch Motion(Std.Dev.)	.1056	.8086	.0975	90.83
Yaw Motion(Std.Dev.)	.3656	.7598	.1098	90.83
Strain No. 1(Std.Dev.)	5.8425	27.5100	4.7179	90.83
Strain No. 9(Std.Dev.)	5.1885	21.7400	3.9507	90.83
Strain No.11(Std.Dev.)	5.3091	19.3000	3.8562	90.83



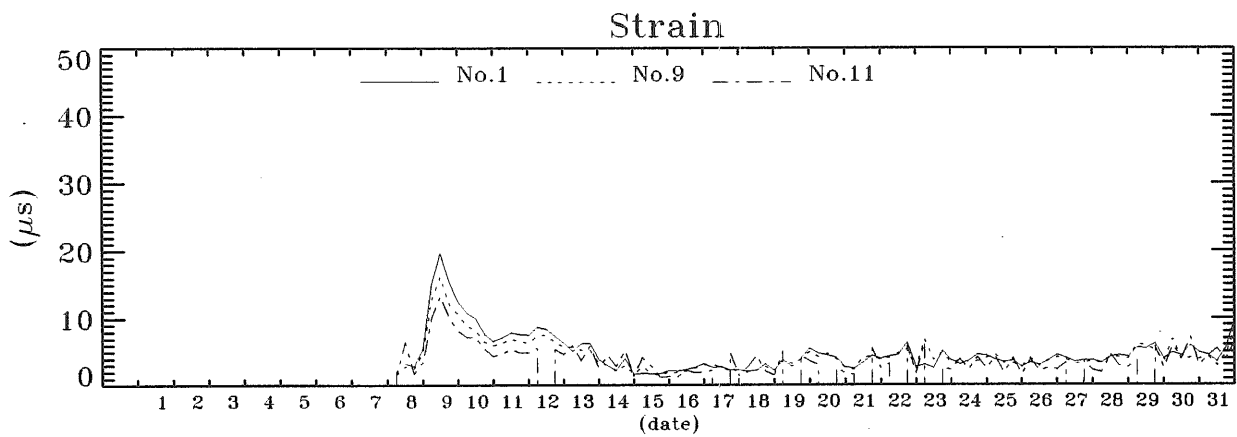
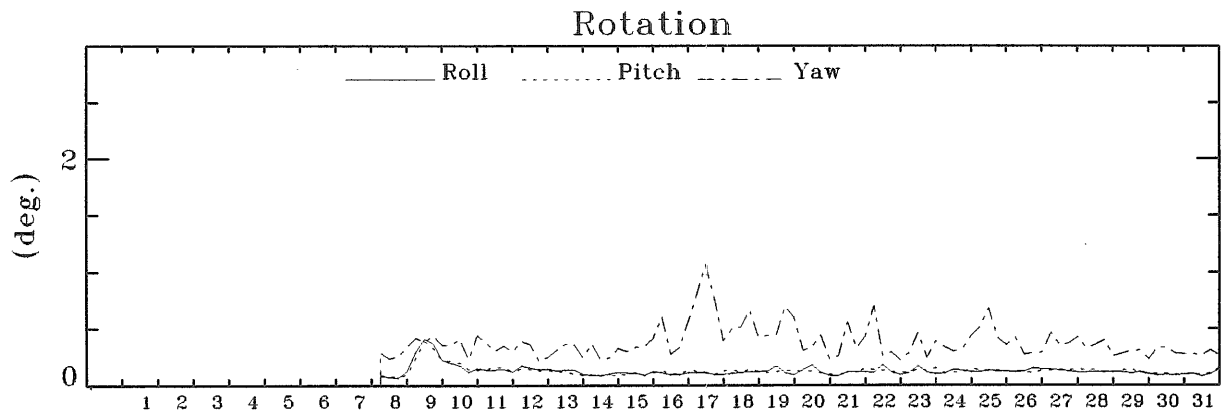
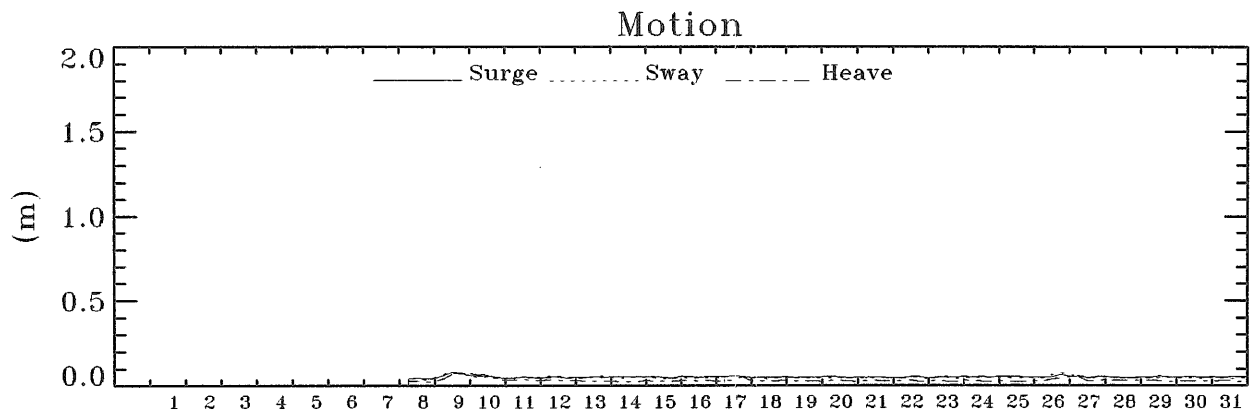
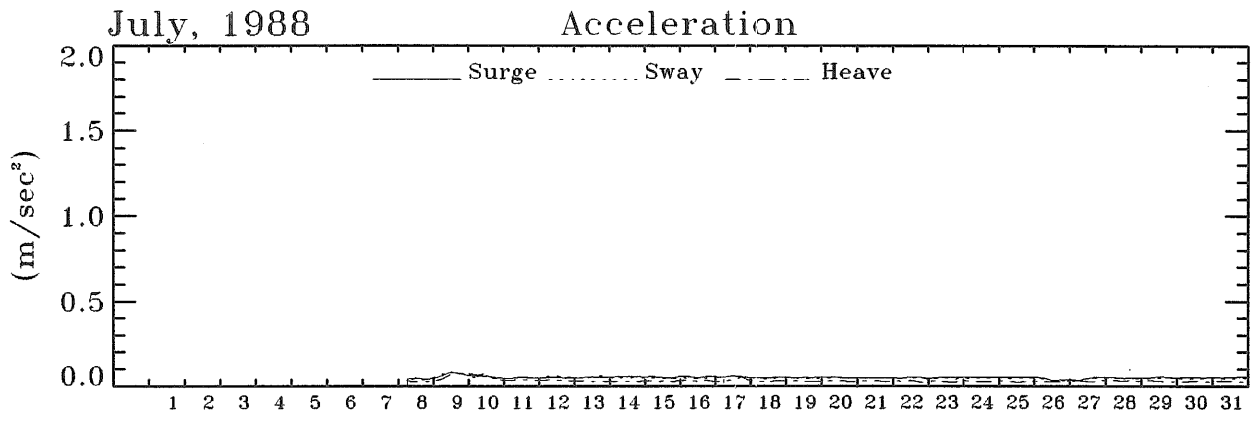


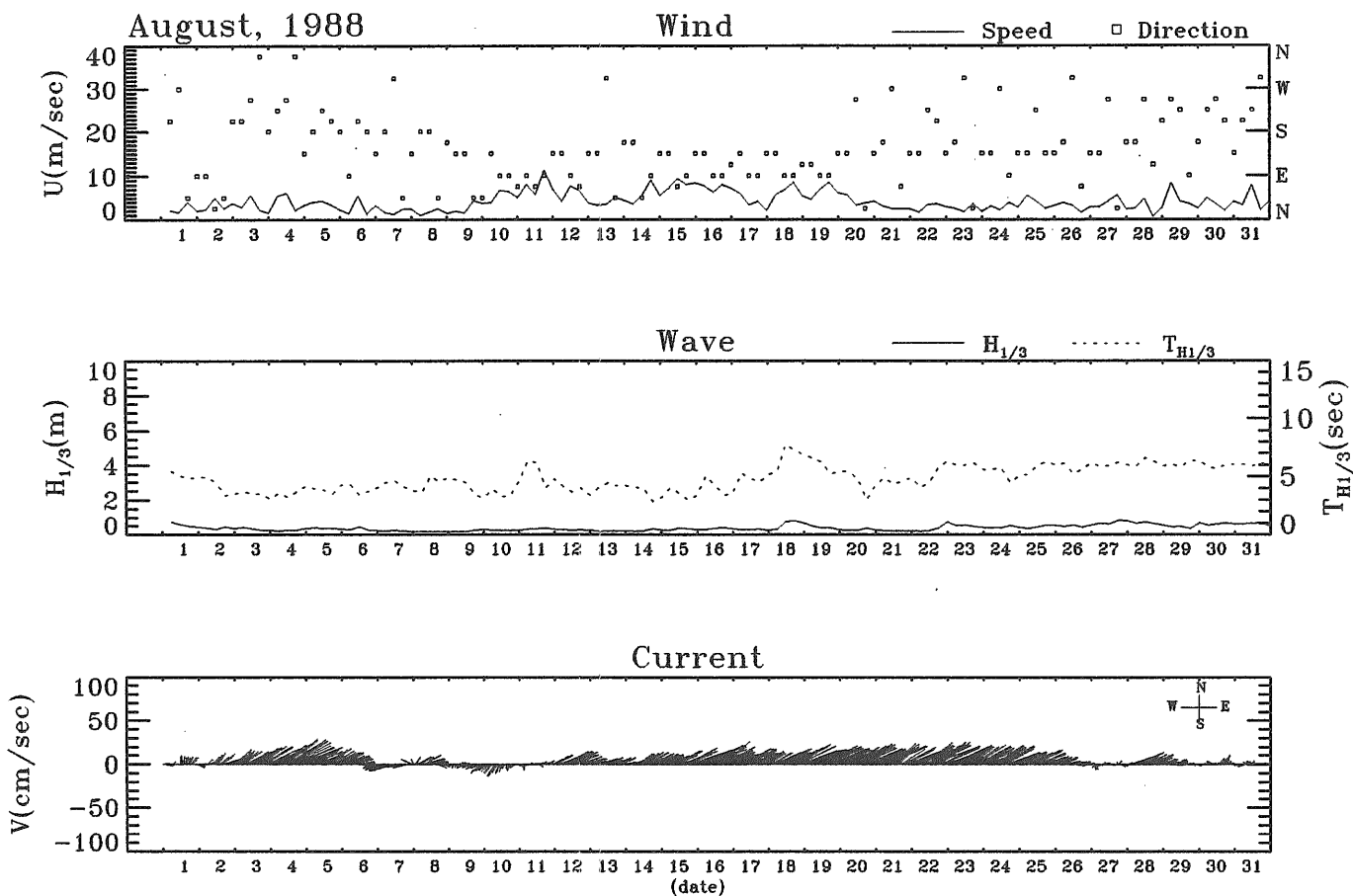
=====  
 \*\*\* 月の統計量 <<< 1988 年 7 月 >>> \*\*\*  
 I T E M : Mean Maximum Std.Dev. 測得率(%)  
 =====

I T E M	Mean	Maximum	Std.Dev.	測得率(%)
Wind Speed (mean)	5.6881	15.3700	3.0028	77.42
Wave Hight( $H_{1/3}$ )	.4185	1.5300	.2140	77.42
Wave Period( $T_{H1/3}$ )	4.5650	6.6300	.9916	77.42
Current Speed (mean)	20.2739	49.5800	12.4299	59.68
(every hour)	20.2219	59.7400	12.6177	59.68
Surge Acc.(Std.Dev.)	.0489	.0789	.0064	77.42
Sway Acc.(Std.Dev.)	.0473	.0805	.0071	75.81
Heave Acc.(Std.Dev.)	.0310	.0746	.0104	77.42
Surge Motion(Std.Dev.)	.0498	.0789	.0056	77.42
Sway Motion(Std.Dev.)	.0487	.0805	.0072	75.81
Heave Motion(Std.Dev.)	.0317	.0746	.0109	77.42
Roll Motion(Std.Dev.)	.1228	.4050	.0497	77.42
Pitch Motion(Std.Dev.)	.1262	.3876	.0437	77.42
Yaw Motion(Std.Dev.)	.3777	1.0670	.1429	77.42
Strain No. 1(Std.Dev.)	4.7483	19.6000	3.0264	77.42
Strain No. 9(Std.Dev.)	4.4363	16.2600	2.4498	77.42
Strain No.11(Std.Dev.)	3.9422	13.3300	2.1723	70.16

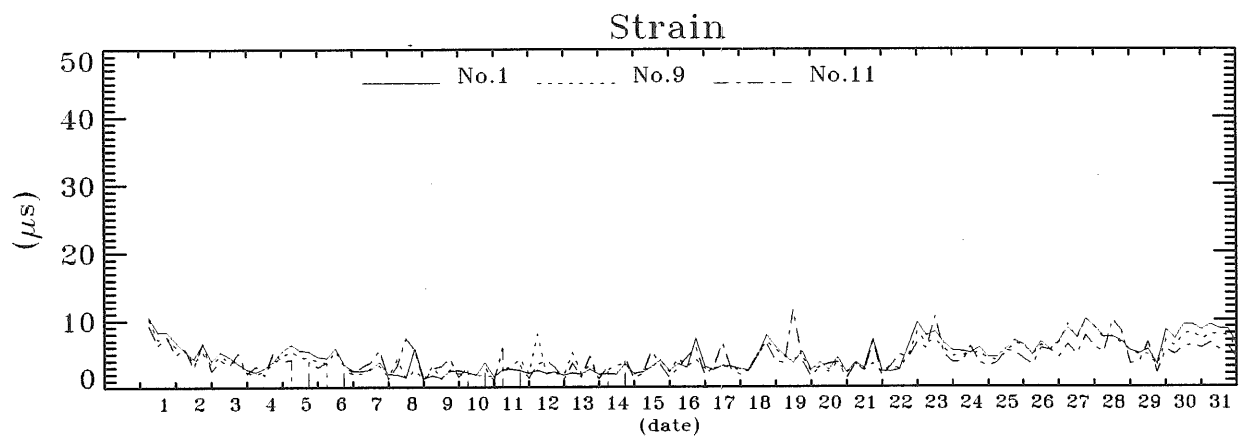
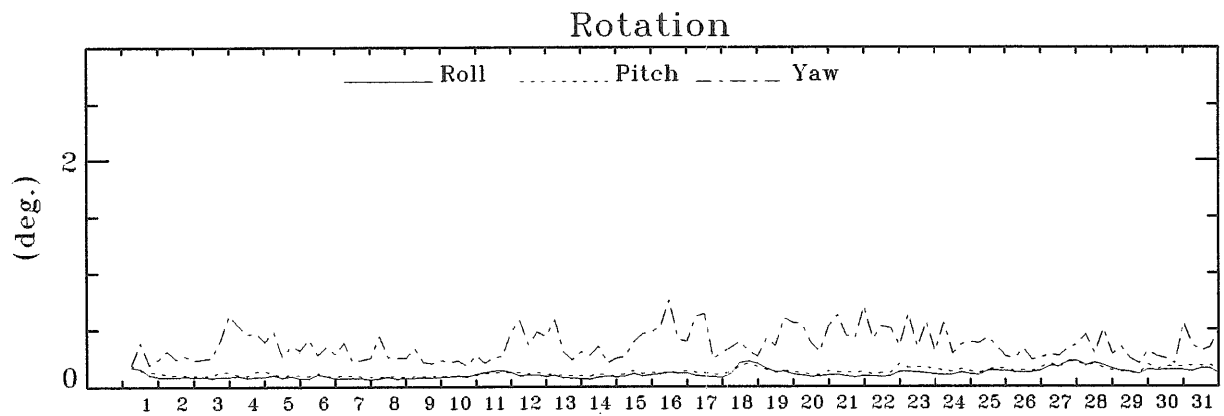
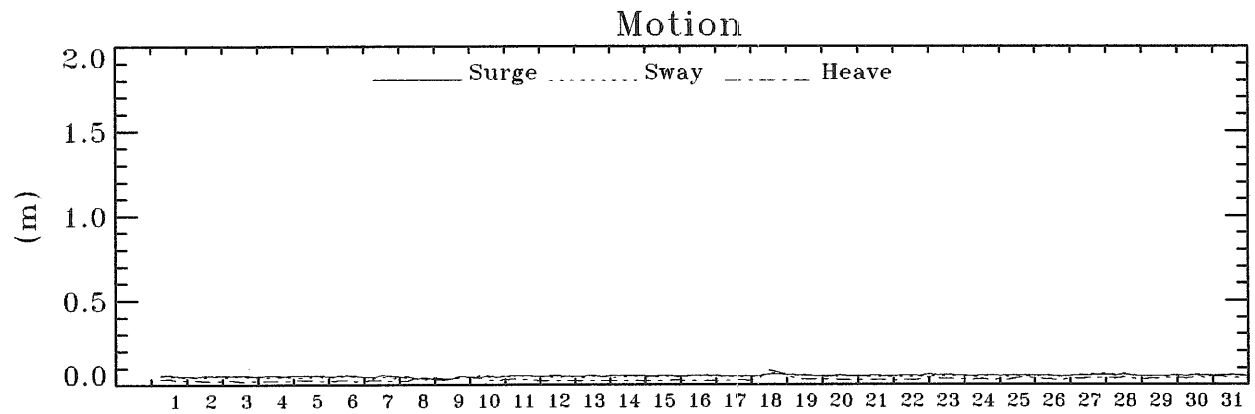
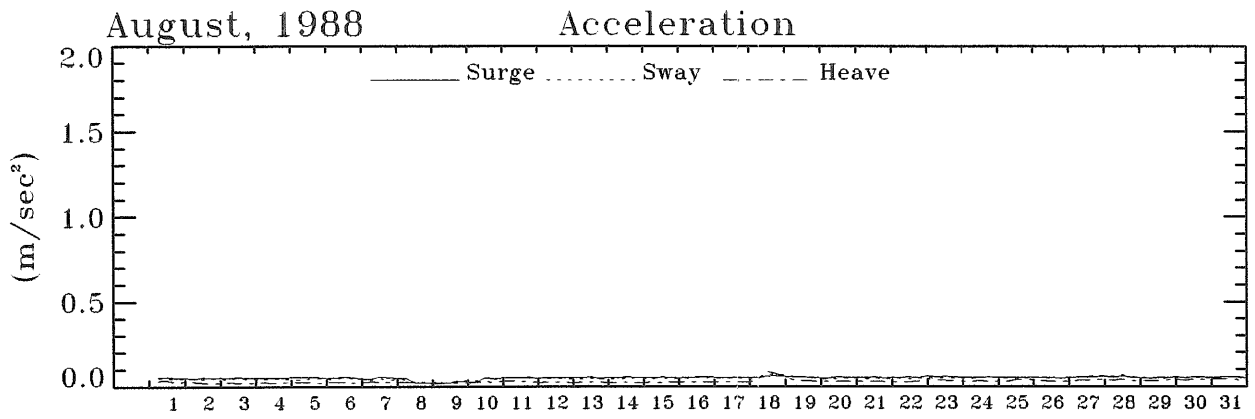
=====

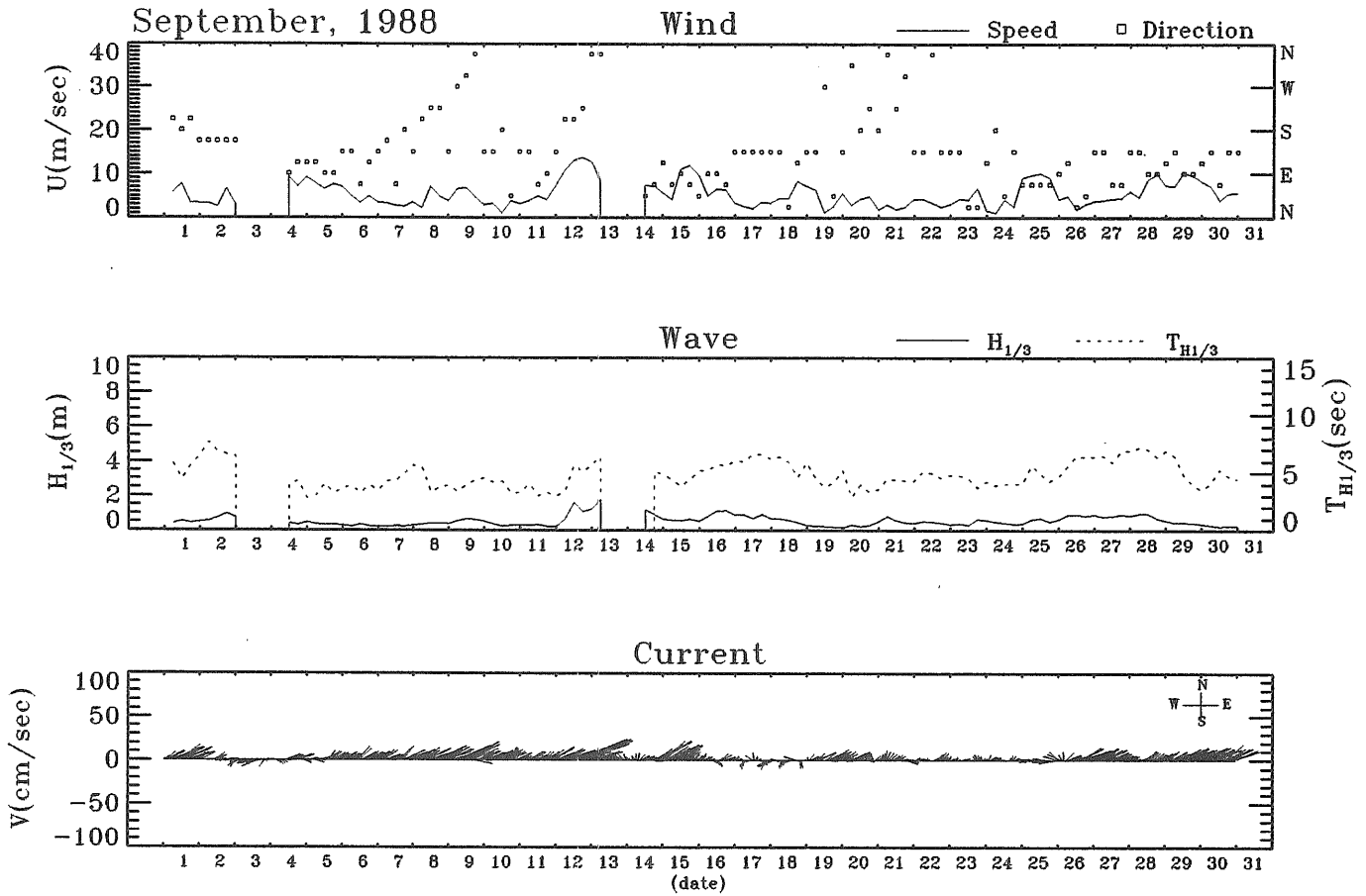






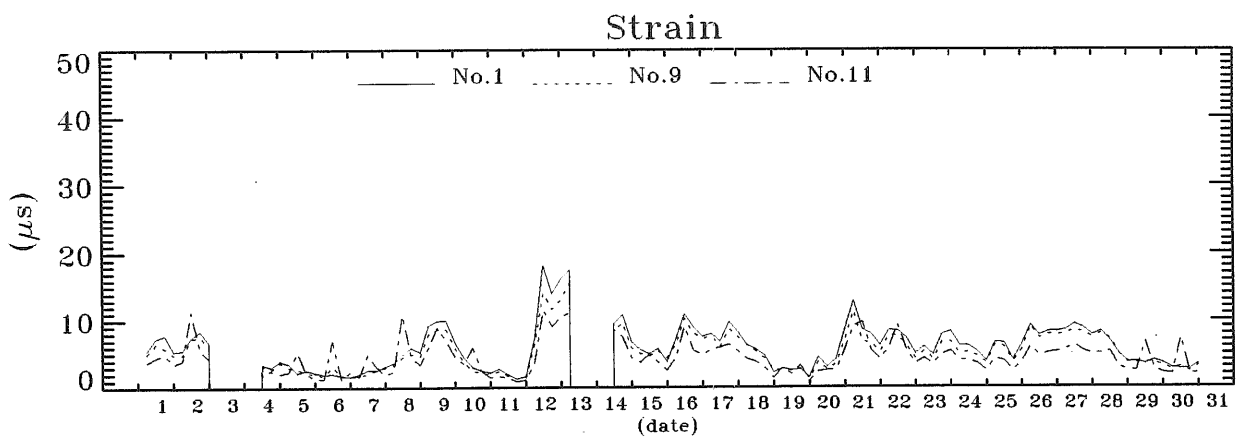
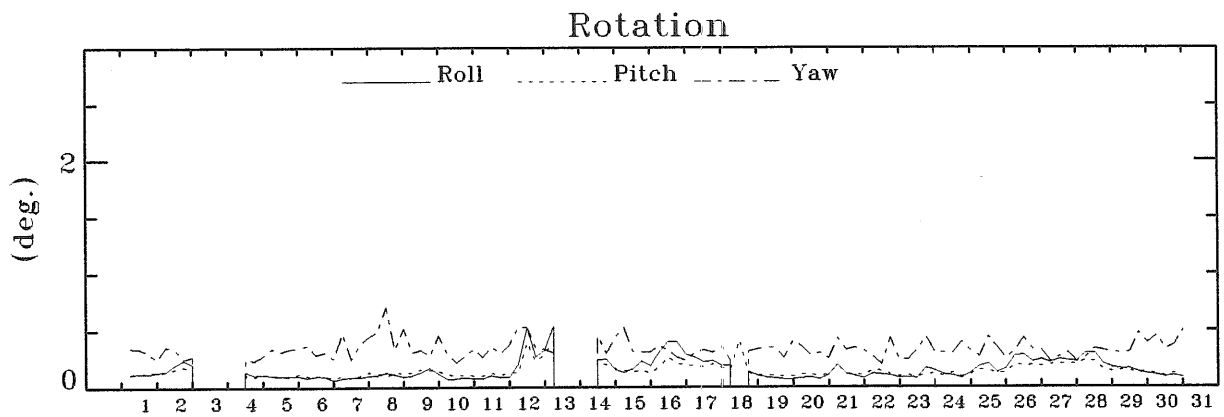
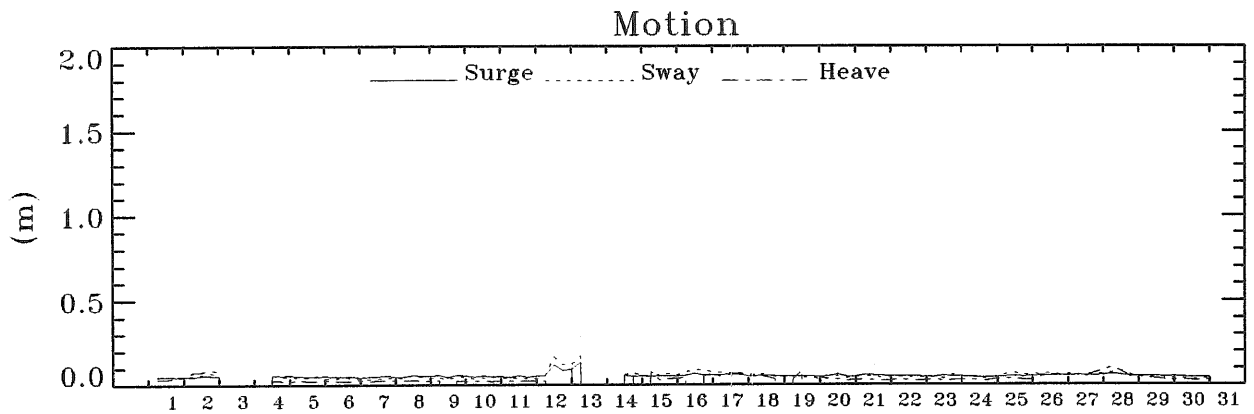
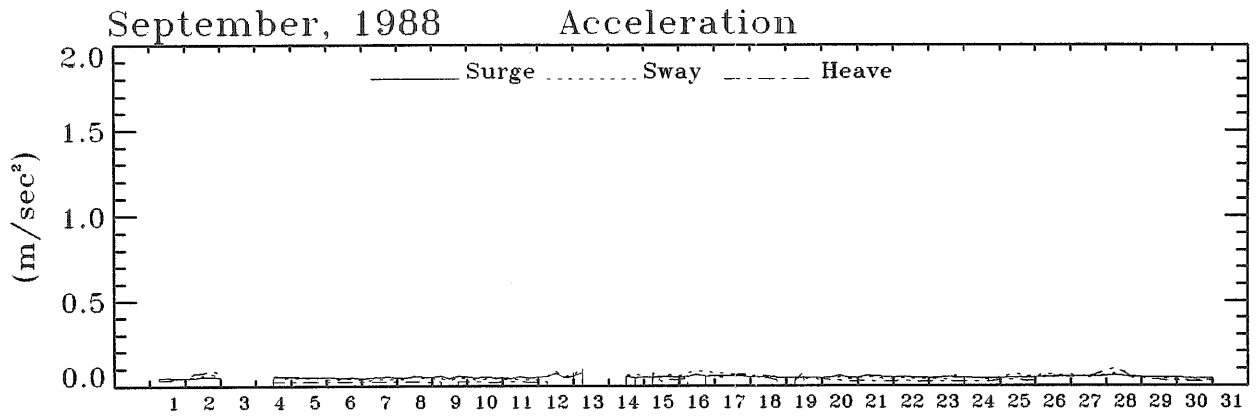
=====  
 \*\*\* 月の統計量 <<< 1988 年 8 月 >>> \*\*\*  
 I T E M : Mean Maximum Std.Dev. 測得率(%)  
 -----  
 Wind Speed (mean) 4.1010 11.2100 2.1514 100.00  
 Wave Hight(H<sub>1/3</sub>) .3714 .8100 .1681 100.00  
 Wave Period(T<sub>H1/3</sub>) 4.8552 7.8200 1.0999 100.00  
 Current Speed (mean) 19.9098 44.8600 12.3737 99.19  
 (every hour) 19.7110 45.8900 12.4611 99.87  
 Surge Acc.(Std.Dev.) .0489 .0598 .0078 100.00  
 Sway Acc.(Std.Dev.) .0476 .0702 .0080 100.00  
 Heave Acc.(Std.Dev.) .0301 .0866 .0093 100.00  
 Surge Motion(Std.Dev.) .0499 .0598 .0048 100.00  
 Sway Motion(Std.Dev.) .0485 .0702 .0061 100.00  
 Heave Motion(Std.Dev.) .0312 .0866 .0095 100.00  
 Roll Motion(Std.Dev.) .1074 .2218 .0364 100.00  
 Pitch Motion(Std.Dev.) .1266 .2272 .0330 100.00  
 Yaw Motion(Std.Dev.) .3636 .7587 .1279 100.00  
 Strain No. 1(Std.Dev.) 4.5734 10.5000 2.3594 100.00  
 Strain No. 9(Std.Dev.) 4.3190 10.2300 2.0773 100.00  
 Strain No.11(Std.Dev.) 4.2284 11.4800 2.0288 95.97  
 =====

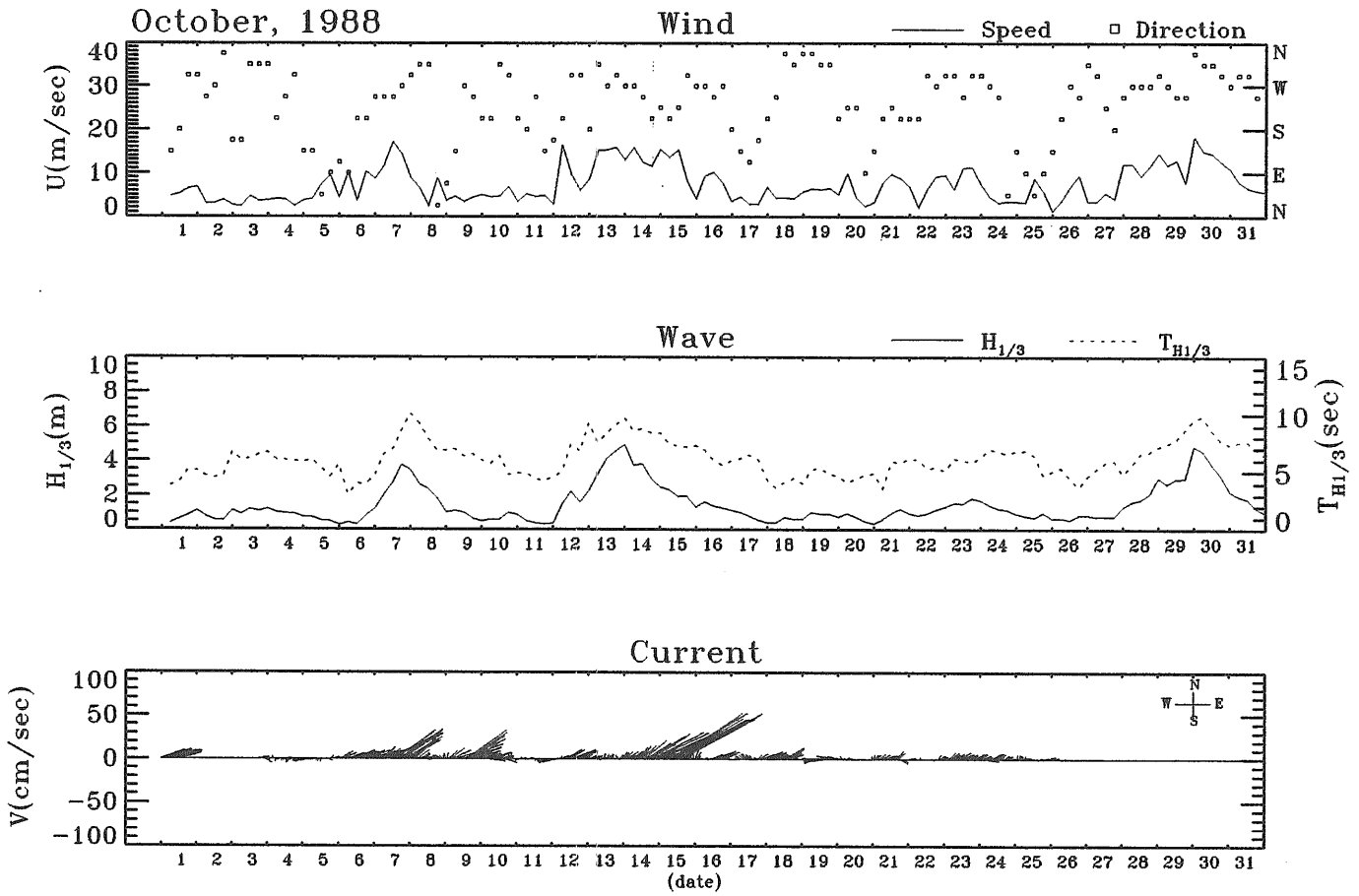




\*\*\* 月の統計量 <<< 1988 年 9 月 >>> \*\*\*

I T E M	:	Mean	Maximum	Std.Dev.	測得率(%)
Wind Speed (mean)		5.4277	13.6900	2.7764	92.50
Wave Hight( $H_{1/3}$ )		.5378	1.7700	.3004	92.50
Wave Period( $T_{H_{1/3}}$ )		4.8362	7.6500	1.1827	91.67
Current Speed (mean)		14.0897	50.8100	9.1705	99.17
(every hour)		13.8948	53.9400	9.0157	99.72
Surge Acc.(Std.Dev.)		.0500	.0770	.0058	92.50
Sway Acc.(Std.Dev.)		.0514	.1080	.0136	92.50
Heave Acc.(Std.Dev.)		.0383	.1022	.0187	85.00
Surge Motion(Std.Dev.)		.0515	.1311	.0120	92.50
Sway Motion(Std.Dev.)		.0538	.1692	.0217	92.50
Heave Motion(Std.Dev.)		.0387	.1152	.0198	85.00
Roll Motion(Std.Dev.)		.1537	.5312	.0893	91.67
Pitch Motion(Std.Dev.)		.1442	.4110	.0596	92.50
Yaw Motion(Std.Dev.)		.3356	.7043	.0822	91.67
Strain No. 1(Std.Dev.)		5.8826	18.1600	3.3059	92.50
Strain No. 9(Std.Dev.)		5.3268	15.5100	2.7943	92.50
Strain No.11(Std.Dev.)		4.4706	11.5400	2.4590	92.50

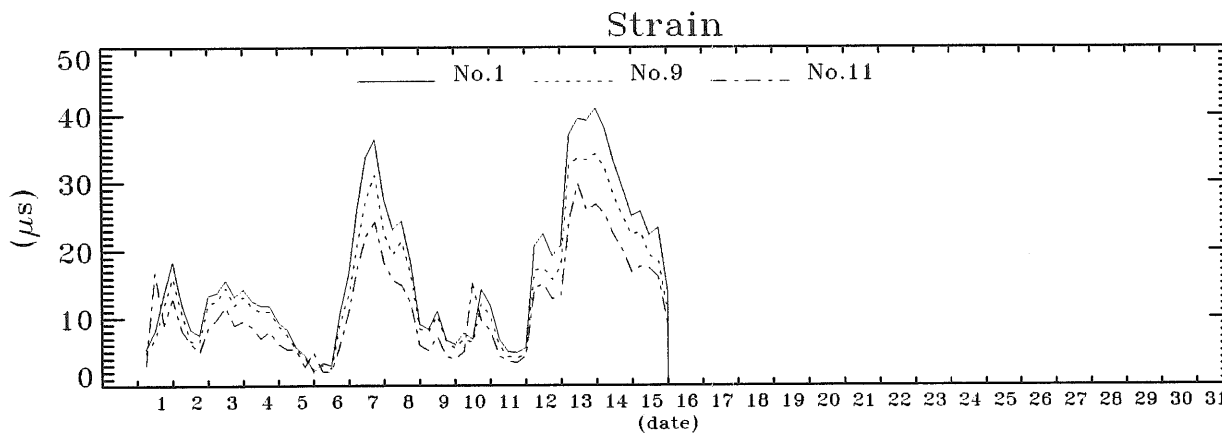
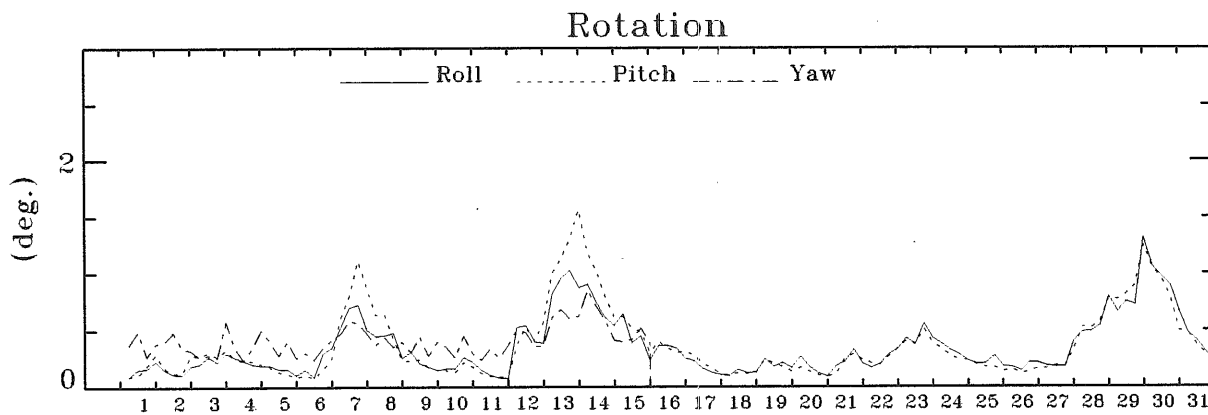
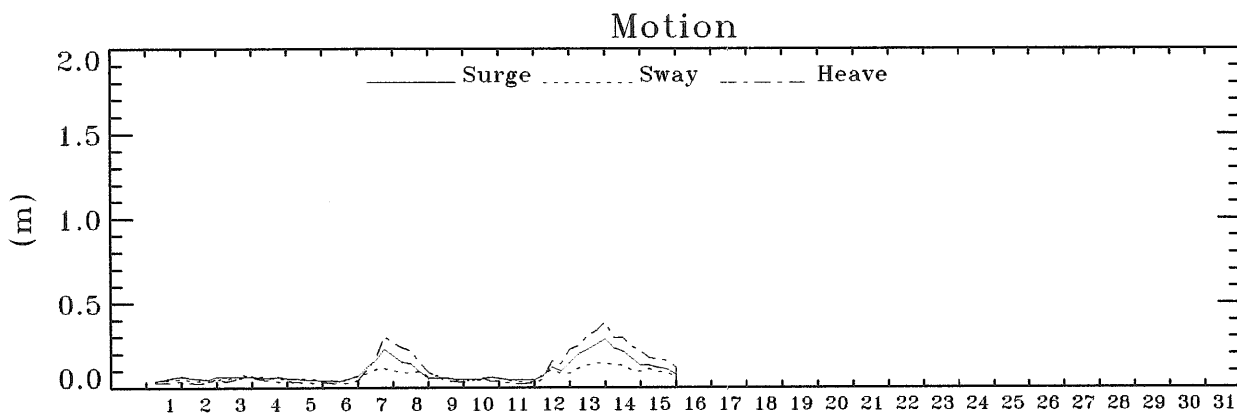
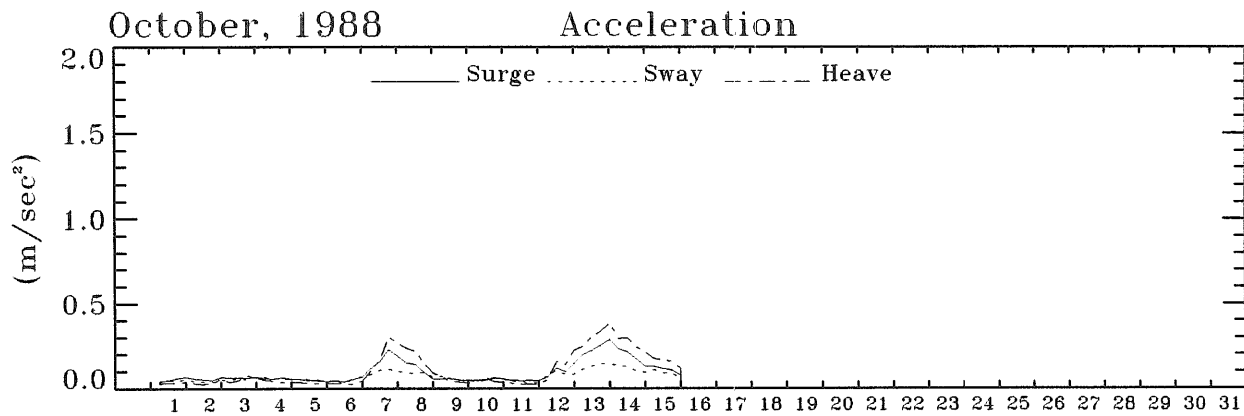


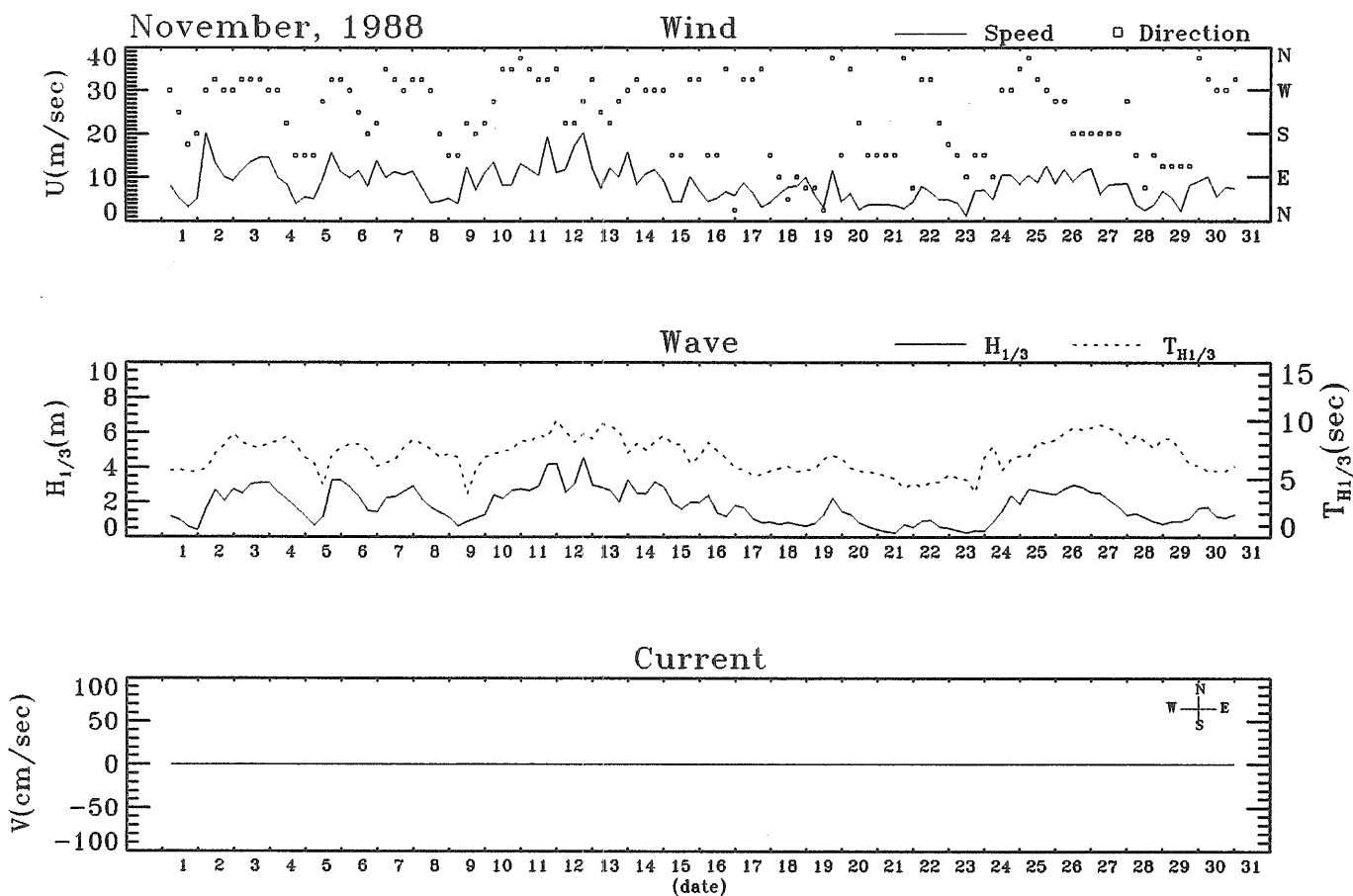


=====  
**\*\*\* 月の統計量 <<< 1988 年 10 月 >>> \*\*\***  
 I T E M : Mean Maximum Std.Dev. 測得率(%)  
 =====

I T E M	Mean	Maximum	Std.Dev.	測得率(%)
Wind Speed (mean)	7.3306	18.2200	4.0696	100.00
Wave Hight( $H_{1/3}$ )	1.4193	4.8900	1.0652	100.00
Wave Period( $T_{H1/3}$ )	6.1443	10.1100	1.5174	100.00
Current Speed (mean)	12.4053	80.2600	15.0211	75.00
(every hour)	12.7808	90.5200	15.4665	75.40
Surge Acc.(Std.Dev.)	.0926	.2845	.0630	48.39
Sway Acc.(Std.Dev.)	.0706	.1449	.0298	48.39
Heave Acc.(Std.Dev.)	.1075	.3833	.0992	48.39
Surge Motion(Std.Dev.)	.0926	.2845	.0630	48.39
Sway Motion(Std.Dev.)	.0706	.1449	.0298	48.39
Heave Motion(Std.Dev.)	.1075	.3833	.0992	48.39
Roll Motion(Std.Dev.)	.3432	1.3130	.2481	100.00
Pitch Motion(Std.Dev.)	.3669	1.5670	.3072	100.00
Yaw Motion(Std.Dev.)	.4100	.8523	.1300	48.39
Strain No. 1(Std.Dev.)	16.4466	40.9300	10.6448	48.39
Strain No. 9(Std.Dev.)	14.2133	34.2500	8.8854	48.39
Strain No.11(Std.Dev.)	11.5457	29.7800	7.1305	48.39

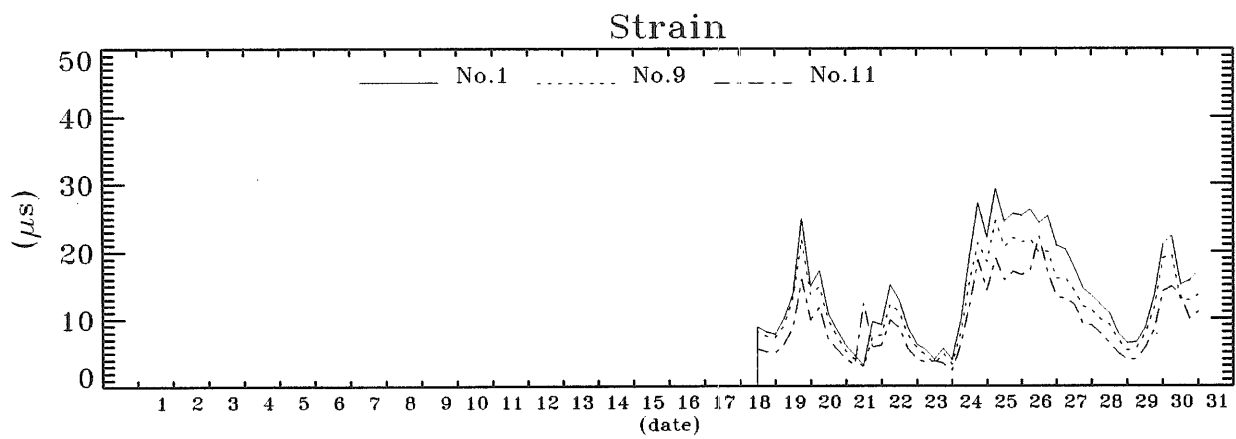
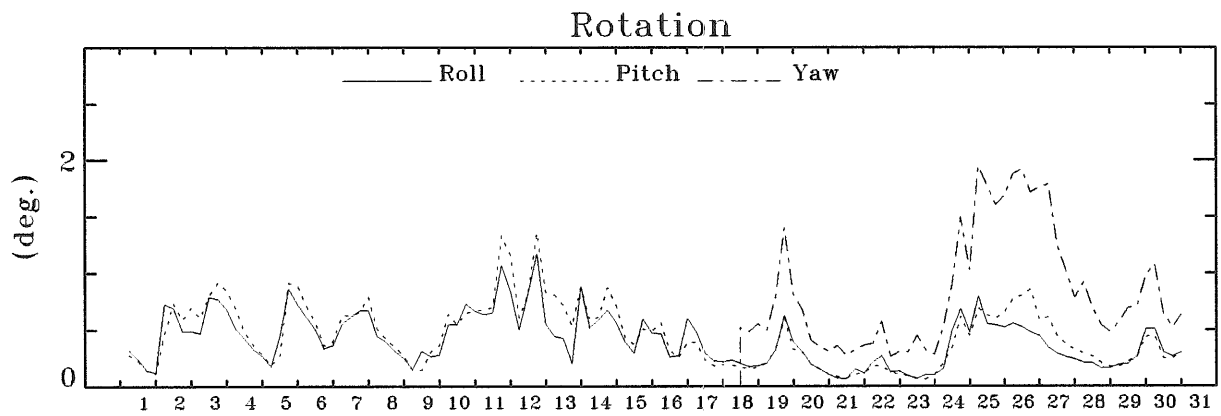
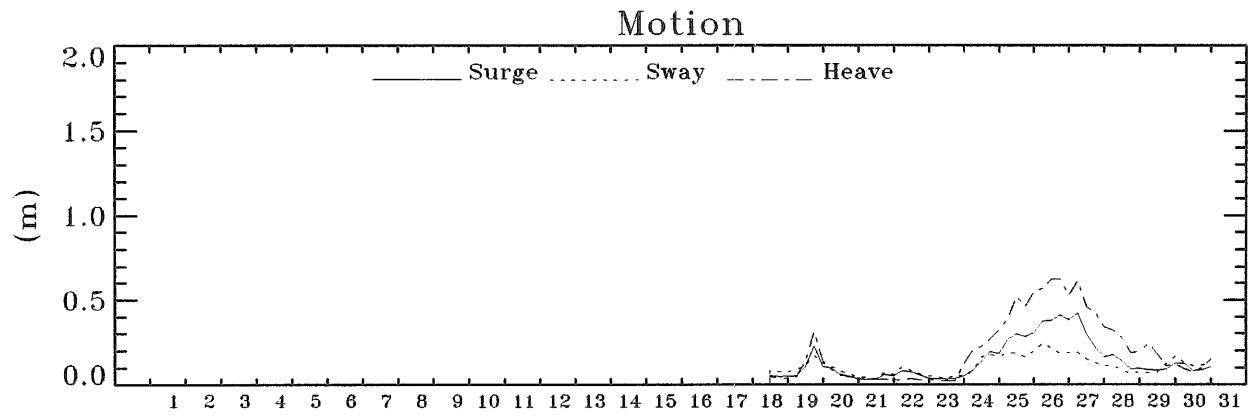
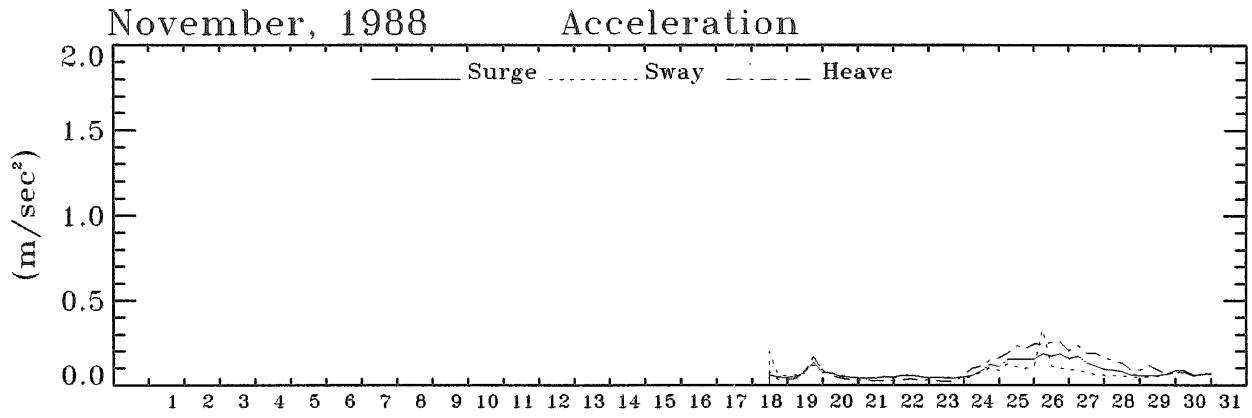
=====

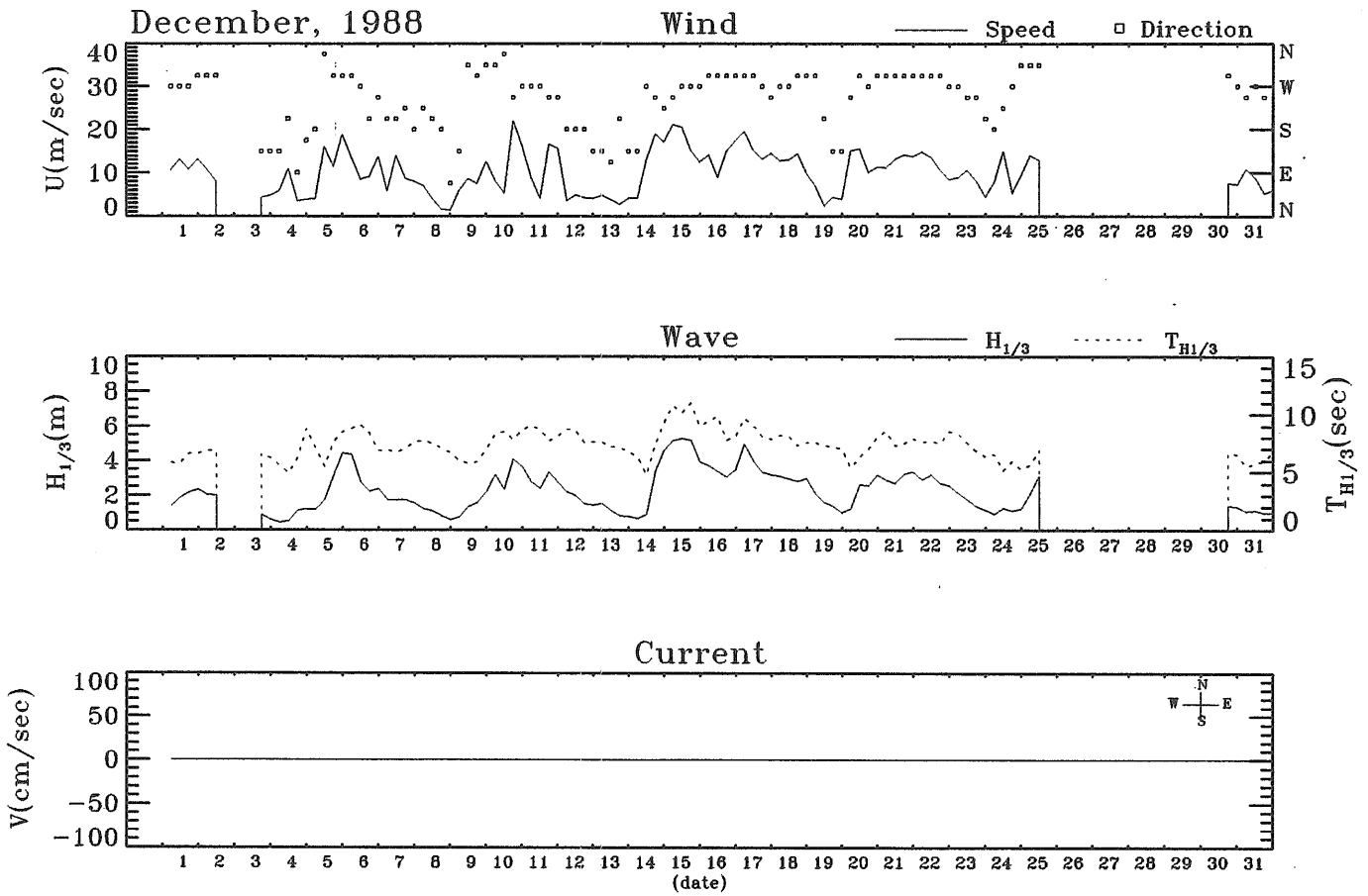




*** 月の統計量 <<< 1988 年 11 月 >>> ***				
I T E M	Mean	Maximum	Std.Dev.	測得率(%)
Wind Speed (mean)	8.3647	20.2600	3.8631	100.00
Wave Hight( $H_{1/3}$ )	1.7706	4.5600	.9609	100.00
Wave Period( $T_{H_{1/3}}$ )	7.0972	10.0300	1.4396	100.00
Current Speed (mean)	---	---	---	.00
(every hour)	---	---	---	.00
Surge Acc.(Std.Dev.)	.0816	.1819	.0442	42.50
Sway Acc.(Std.Dev.)	.0746	.3286	.0463	42.50
Heave Acc.(Std.Dev.)	.1027	.2537	.0744	42.50
Surge Motion(Std.Dev.)	.1378	.4192	.1125	42.50
Sway Motion(Std.Dev.)	.1109	.2428	.0539	42.50
Heave Motion(Std.Dev.)	.2076	.6236	.1907	42.50
Roll Motion(Std.Dev.)	.4078	1.1710	.2289	100.00
Pitch Motion(Std.Dev.)	.4513	1.3570	.2760	100.00
Yaw Motion(Std.Dev.)	.8343	1.9490	.5240	42.50
Strain No. 1(Std.Dev.)	14.0744	29.1900	7.3504	42.50
Strain No. 9(Std.Dev.)	11.9133	24.5700	6.0330	42.50
Strain No.11(Std.Dev.)	9.5838	22.2600	5.0501	42.50



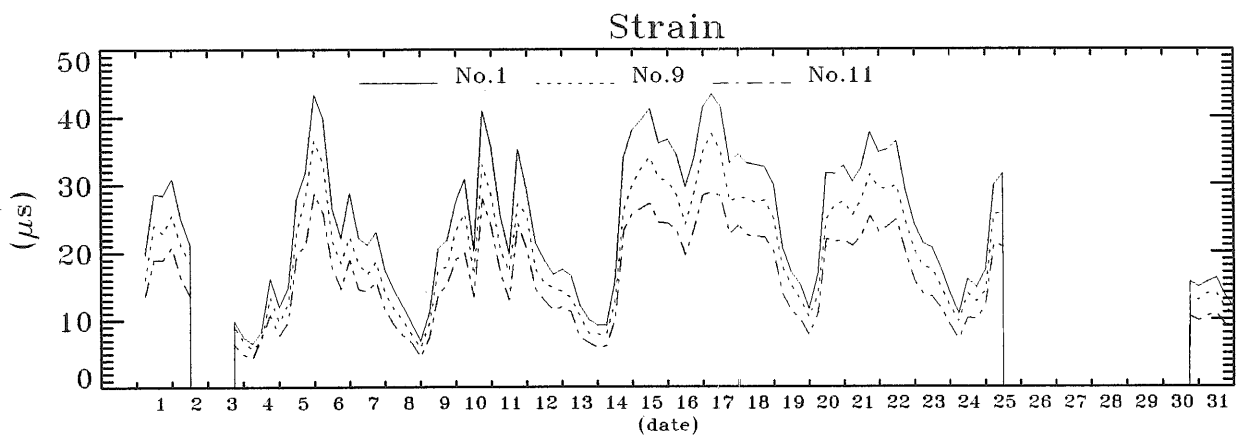
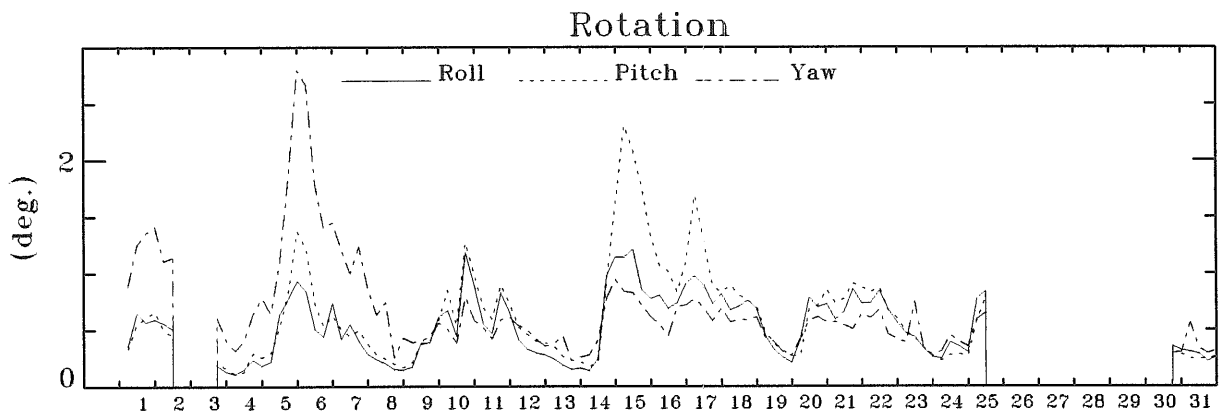
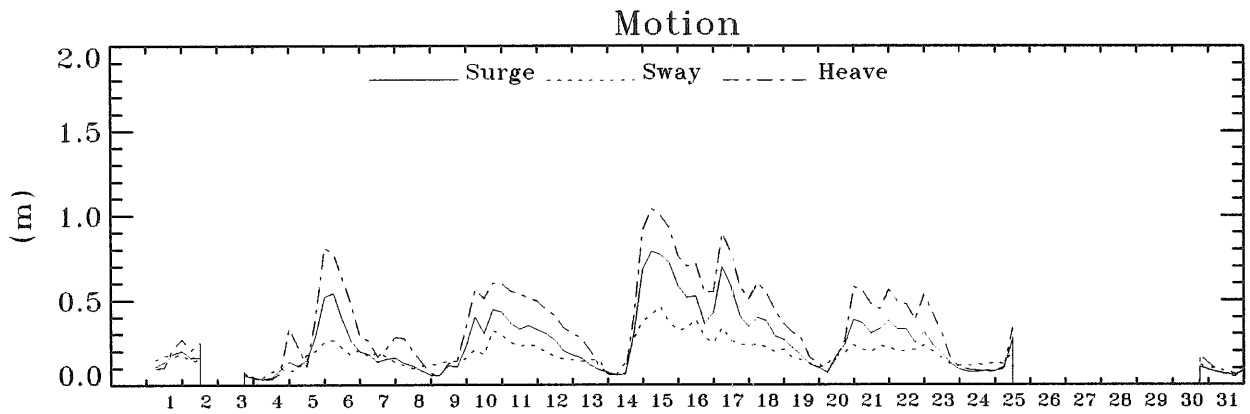
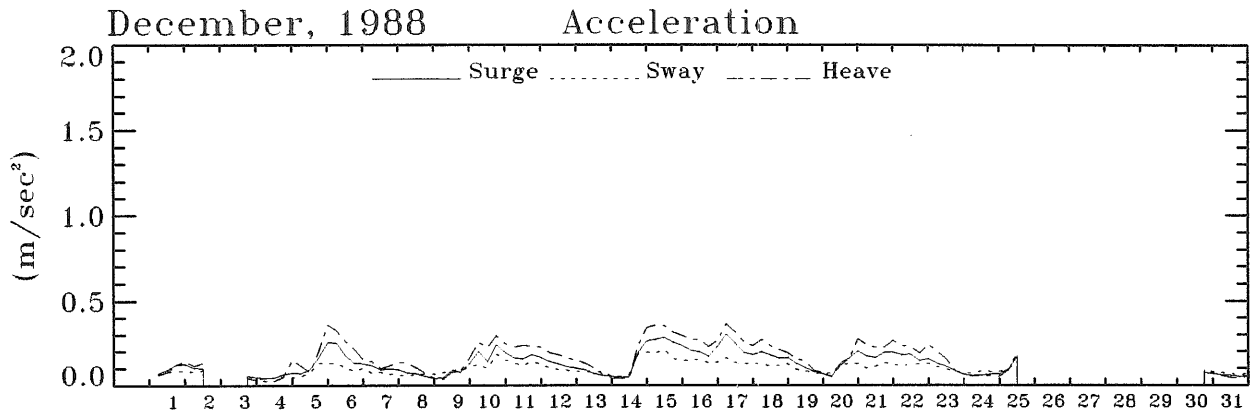


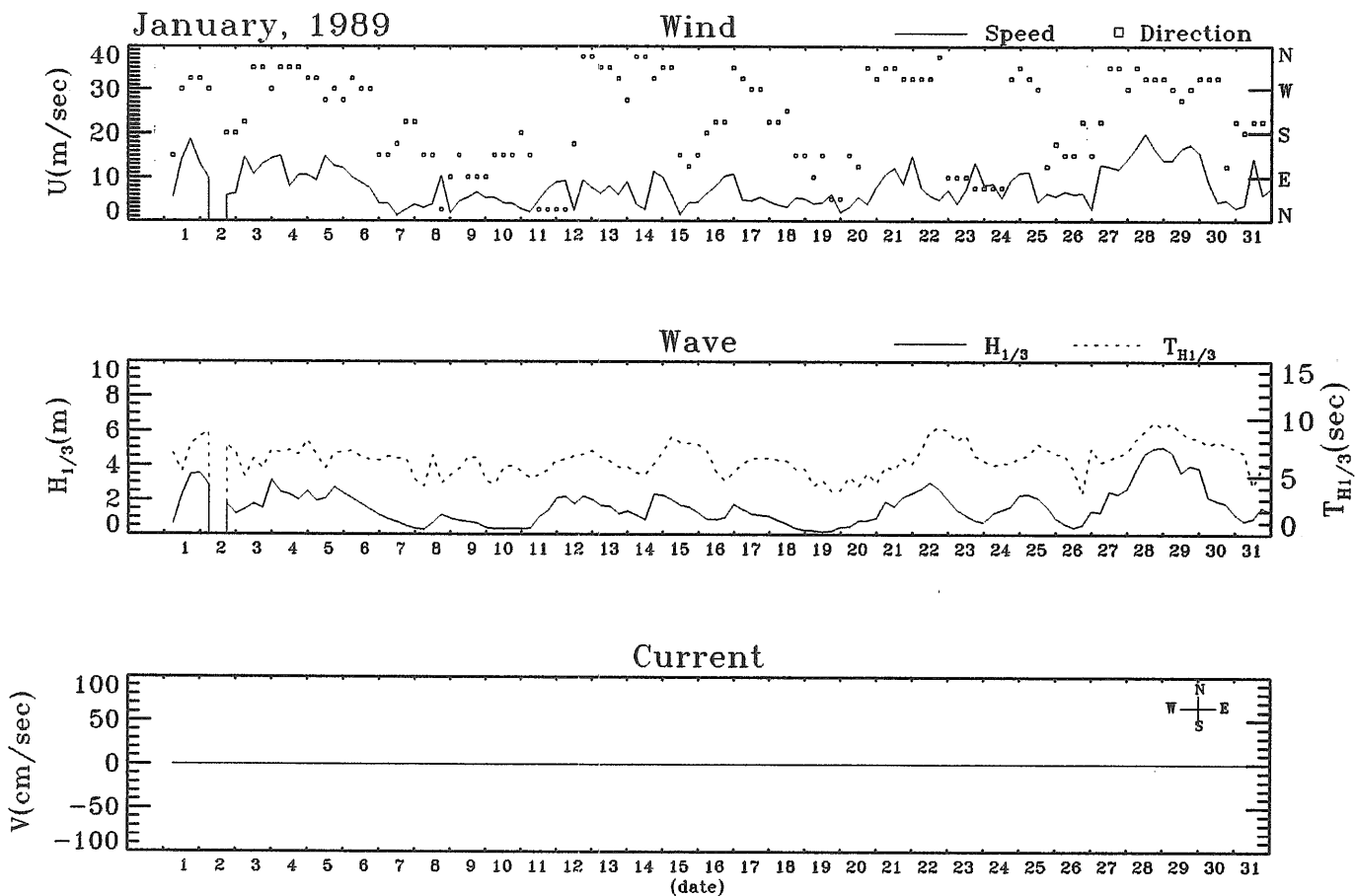


=====  
 \*\*\* 月の統計量 <<< 1988 年 12 月 >>> \*\*\*  
 I T E M : Mean Maximum Std.Dev. 測得率(%)  
 =====

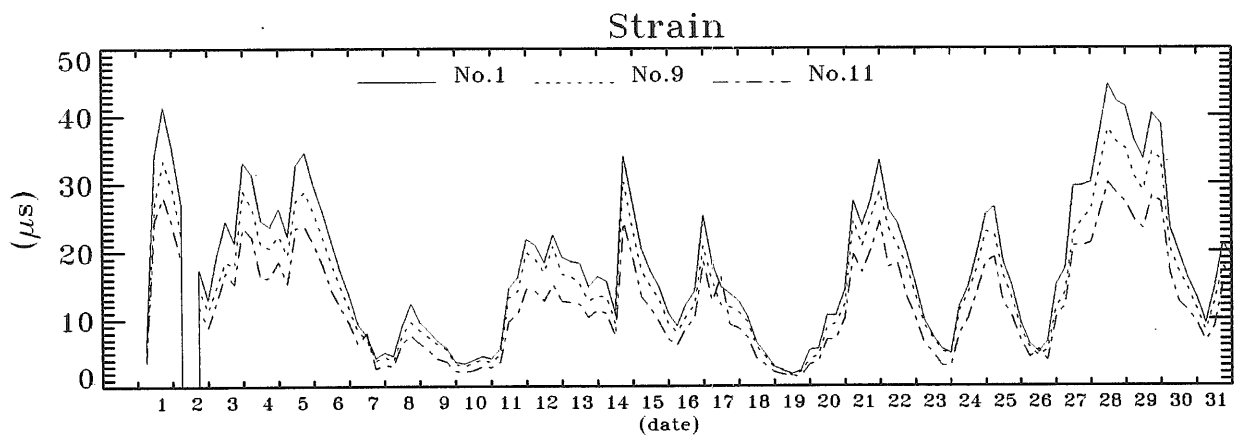
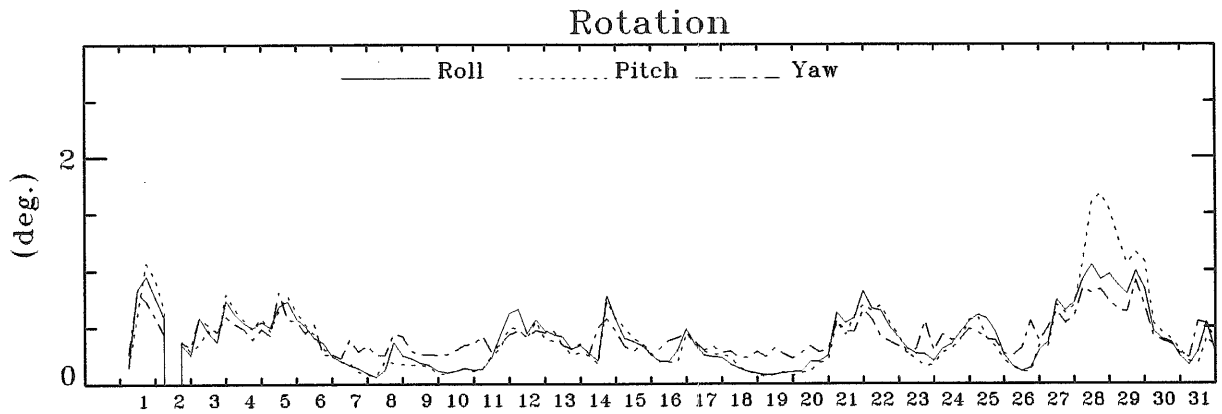
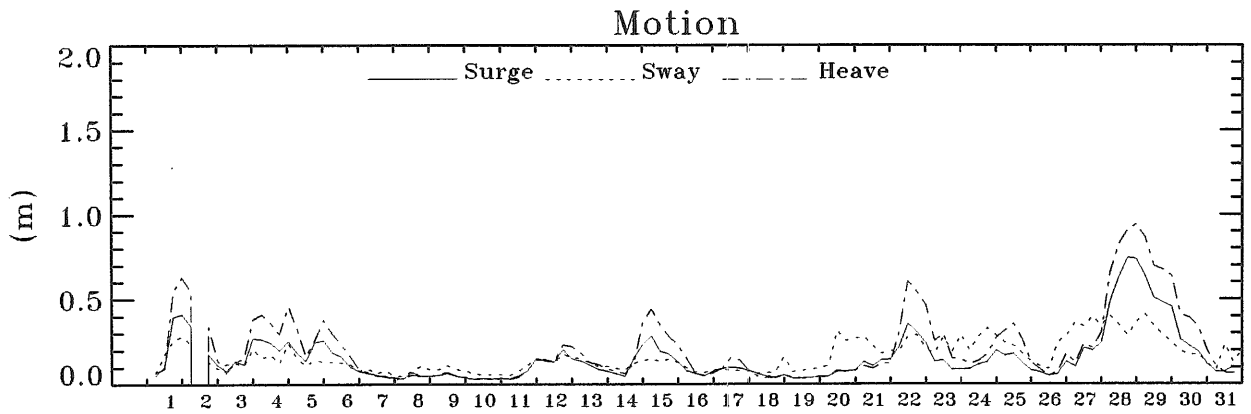
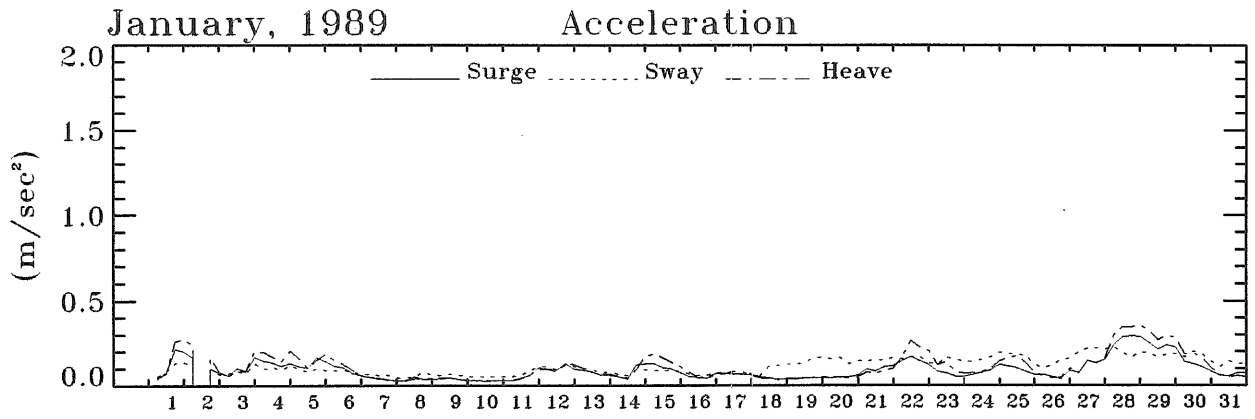
I T E M	Mean	Maximum	Std.Dev.	測得率(%)
Wind Speed (mean)	10.0976	21.9800	4.9057	80.65
Wave Hight( $H_{1/3}$ )	2.2239	5.2700	1.1688	80.65
Wave Period( $T_{H_{1/3}}$ )	7.3821	10.9800	1.2602	80.65
Current Speed (mean)	---	---	---	.00
(every hour)	---	---	---	.00
Surge Acc.(Std.Dev.)	.1278	.2995	.0663	80.65
Sway Acc.(Std.Dev.)	.1004	.2087	.0363	80.65
Heave Acc.(Std.Dev.)	.1618	.3625	.0932	80.65
Surge Motion(Std.Dev.)	.2454	.7857	.1775	80.65
Sway Motion(Std.Dev.)	.1828	.4611	.0820	80.65
Heave Motion(Std.Dev.)	.3484	1.0400	.2511	80.65
Roll Motion(Std.Dev.)	.5224	1.2090	.2774	80.65
Pitch Motion(Std.Dev.)	.6202	2.3050	.4230	80.65
Yaw Motion(Std.Dev.)	.6711	2.7940	.4397	80.65
Strain No. 1(Std.Dev.)	24.0232	43.3400	10.0407	80.65
Strain No. 9(Std.Dev.)	20.0683	37.4700	8.2538	80.65
Strain No.11(Std.Dev.)	16.1928	28.8600	6.8442	80.65

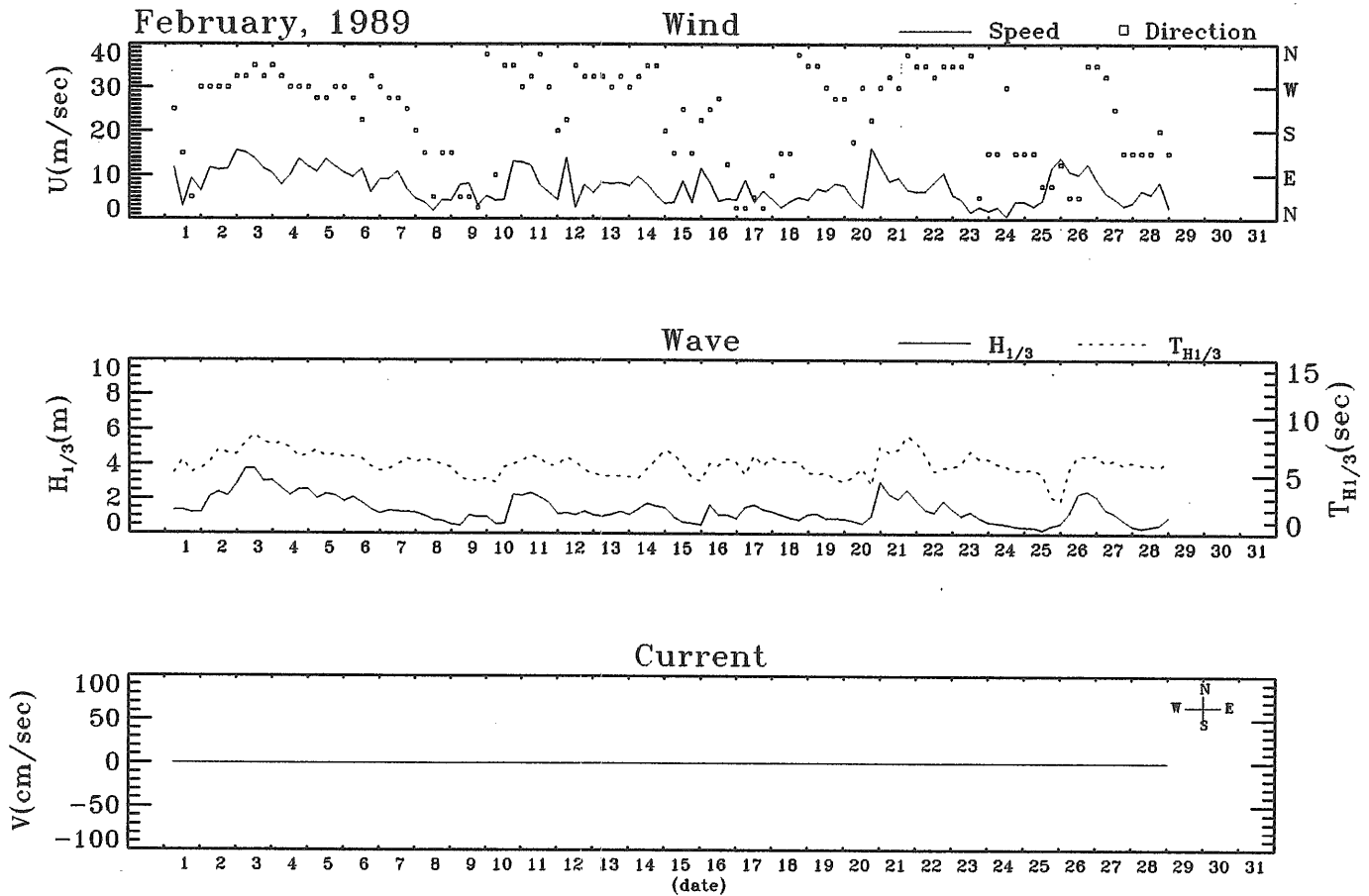
=====





*** 月の統計量 <<< 1989 年 1 月 >>> ***				
I T E M	Mean	Maximum	Std.Dev.	測得率(%)
Wind Speed (mean)	7.8761	19.8500	4.2704	99.19
Wave Hight( $H_{1/3}$ )	1.6012	5.0200	1.0523	99.19
Wave Period( $T_{H_{1/3}}$ )	6.5581	9.7600	1.3363	99.19
Current Speed (mean)	---	---	---	.00
(every hour)	---	---	---	.00
Surge Acc.(Std.Dev.)	.0916	.2899	.0592	99.19
Sway Acc.(Std.Dev.)	.1160	.2284	.0476	99.19
Heave Acc.(Std.Dev.)	.1104	.3526	.0797	99.19
Surge Motion(Std.Dev.)	.1553	.7416	.1417	99.19
Sway Motion(Std.Dev.)	.1656	.4083	.0912	99.19
Heave Motion(Std.Dev.)	.2136	.9425	.2055	99.19
Roll Motion(Std.Dev.)	.3994	1.0470	.2450	99.19
Pitch Motion(Std.Dev.)	.4109	1.6770	.3191	99.19
Yaw Motion(Std.Dev.)	.4184	.9100	.1549	99.19
Strain No. 1(Std.Dev.)	17.7870	44.6200	10.5894	99.19
Strain No. 9(Std.Dev.)	15.3264	38.0300	8.9443	99.19
Strain No.11(Std.Dev.)	12.3558	30.1400	7.4367	99.19





*** 月の統計量 <<< 1989 年 2 月 >>> ***				
I T E M	Mean	Maximum	Std.Dev.	測得率(%)
Wind Speed (mean)	7.4586	16.2300	3.6426	100.00
Wave Hight( $H_{1/3}$ )	1.3594	3.7400	.7486	100.00
Wave Period( $T_{H1/3}$ )	6.0198	8.5100	.9734	100.00
Current Speed (mean)	---	---	---	.00
(every hour)	---	---	---	.00
Surge Acc.(Std.Dev.)	.0777	.2352	.0422	100.00
Sway Acc.(Std.Dev.)	.1534	.2178	.0376	100.00
Heave Acc.(Std.Dev.)	.0822	.2817	.0518	100.00
Surge Motion(Std.Dev.)	.1137	.4928	.0851	100.00
Sway Motion(Std.Dev.)	.1772	.4106	.0888	100.00
Heave Motion(Std.Dev.)	.1332	.6645	.1238	100.00
Roll Motion(Std.Dev.)	.3474	.9185	.2103	100.00
Pitch Motion(Std.Dev.)	.3392	1.0440	.2055	100.00
Yaw Motion(Std.Dev.)	.3872	.7802	.1221	100.00
Strain No. 1(Std.Dev.)	17.1520	39.0500	8.3516	100.00
Strain No. 9(Std.Dev.)	14.7043	33.4400	7.0604	100.00
Strain No.11(Std.Dev.)	12.0754	27.0300	5.9563	100.00