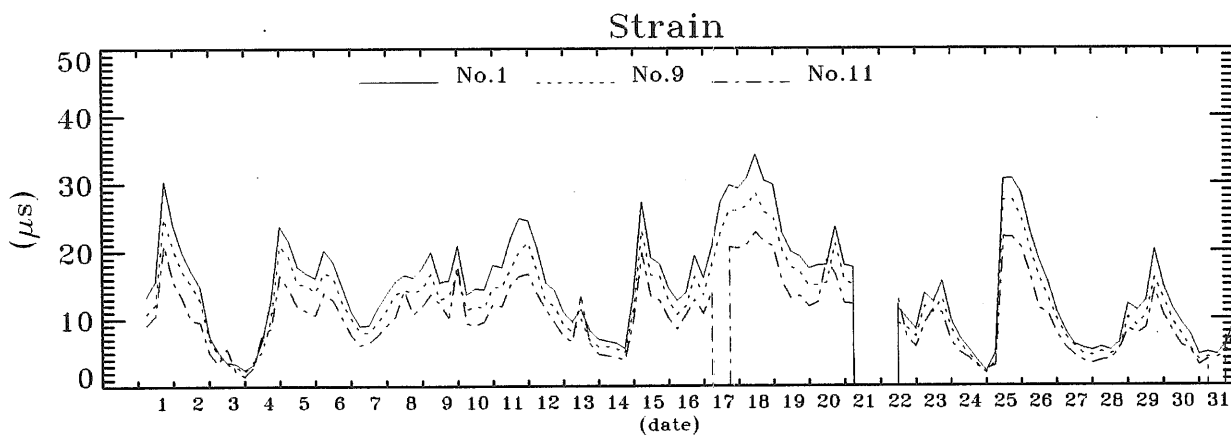
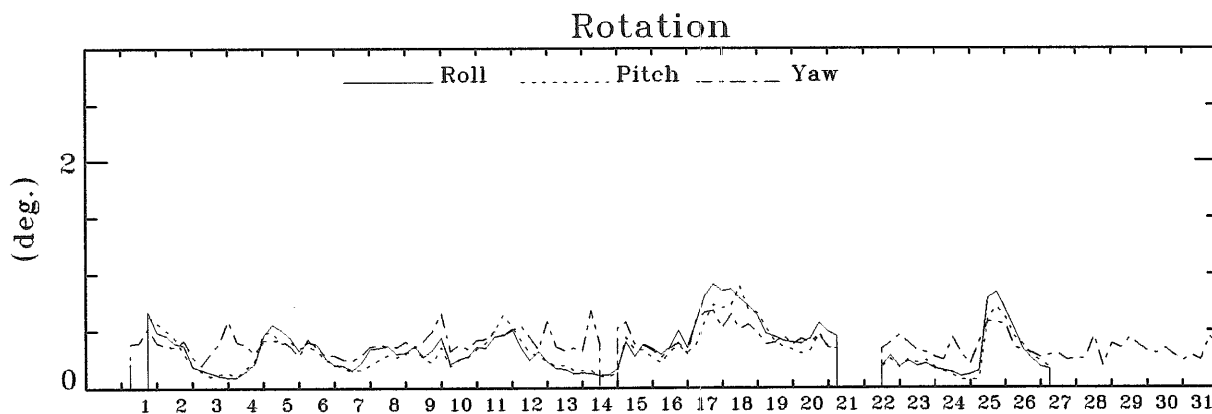
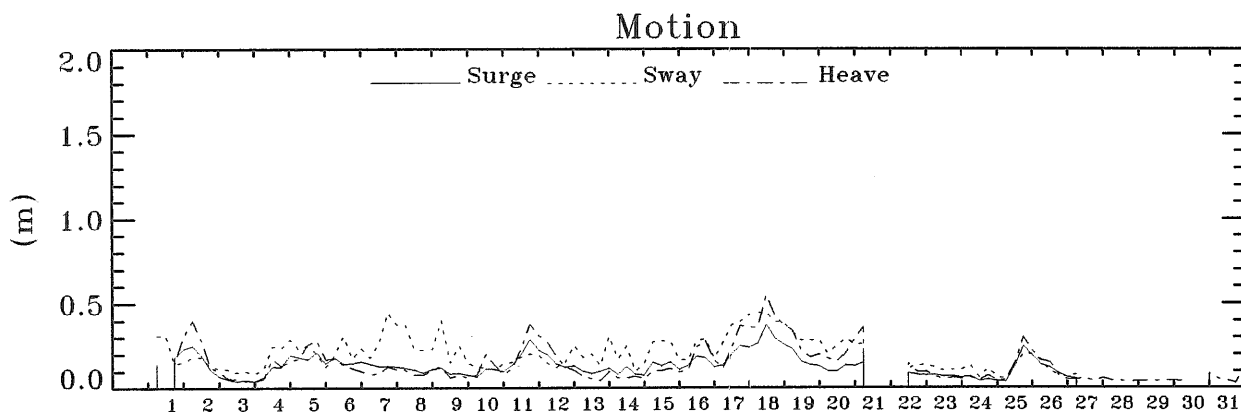
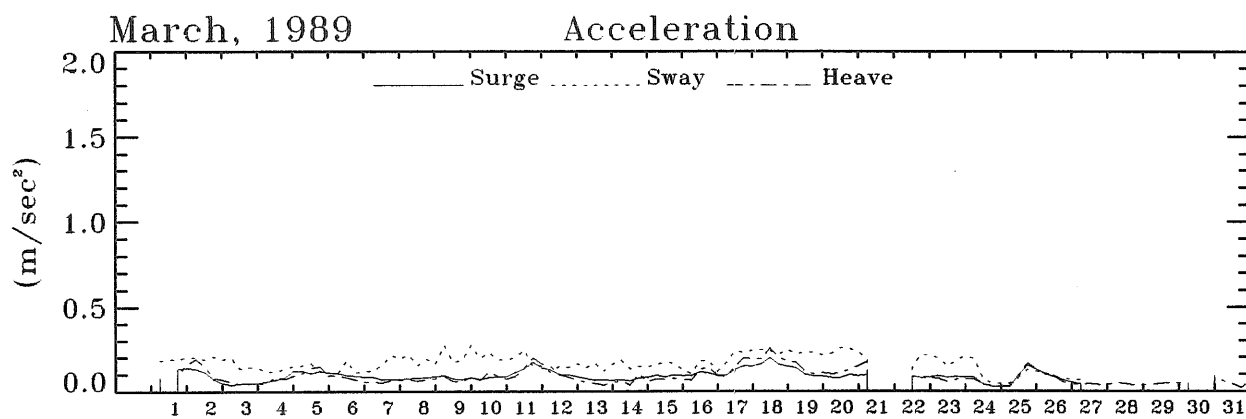
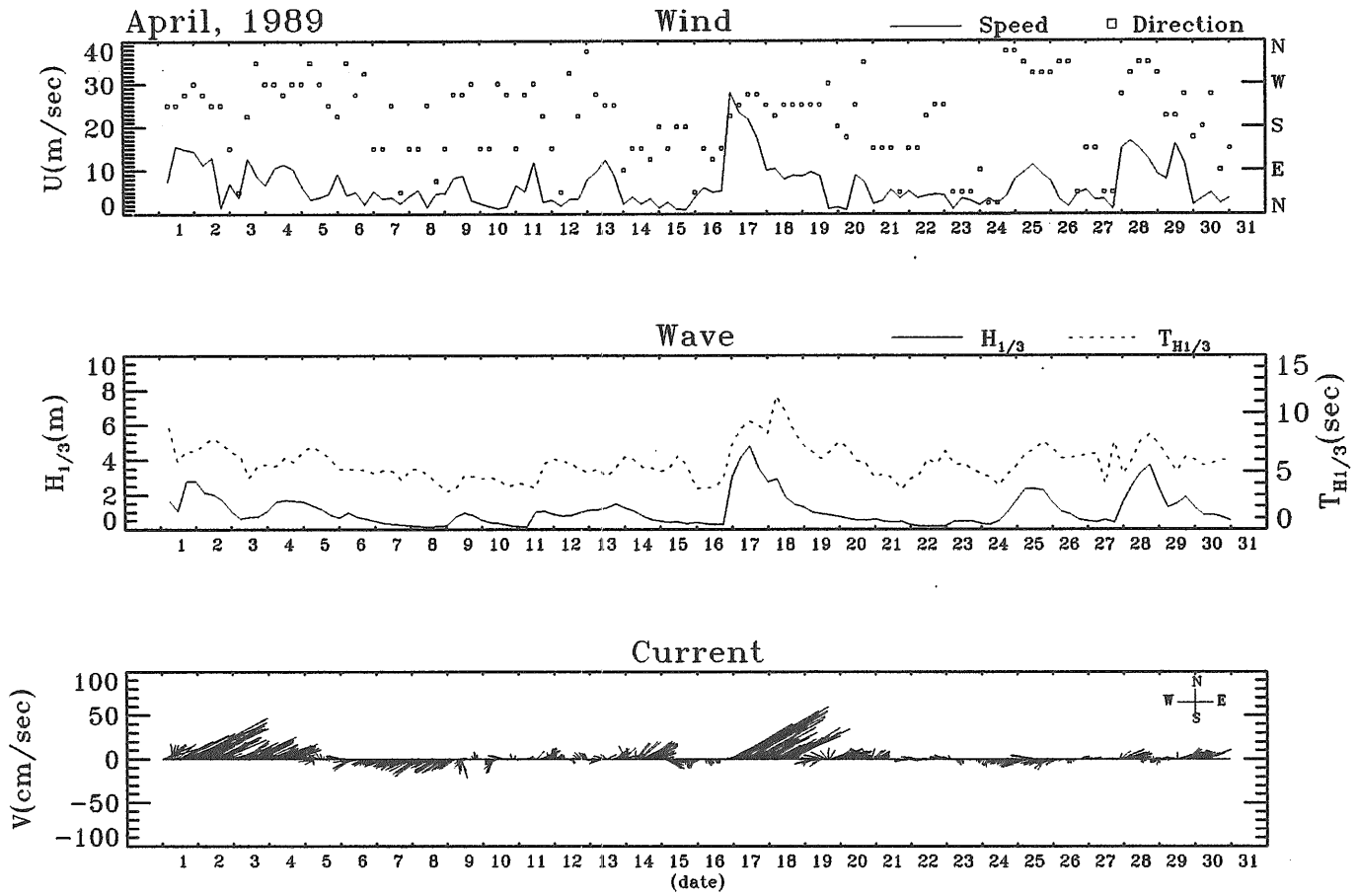


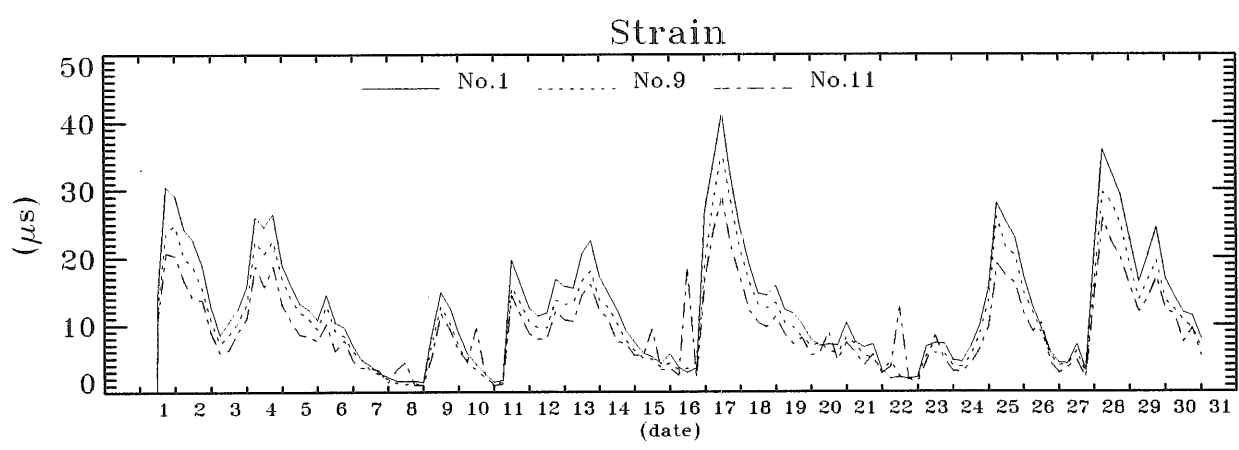
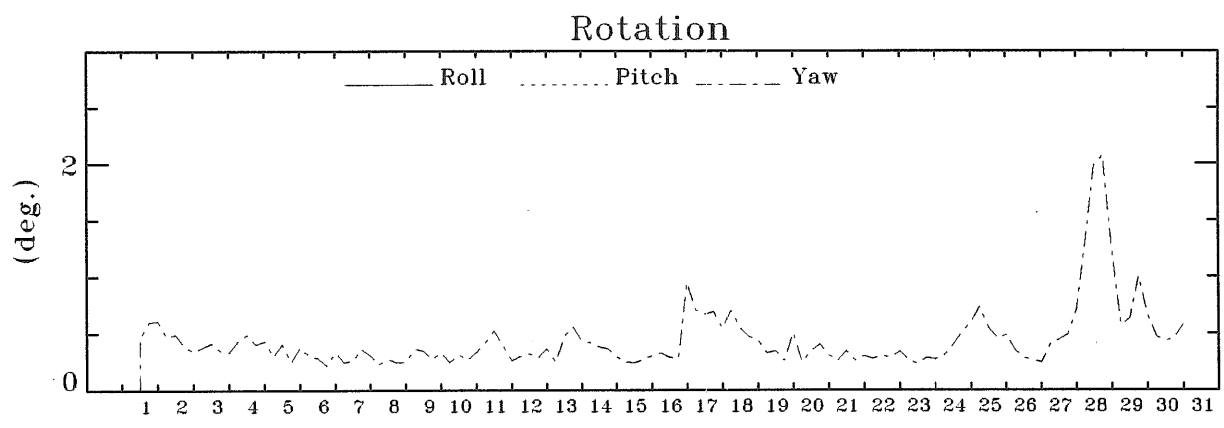
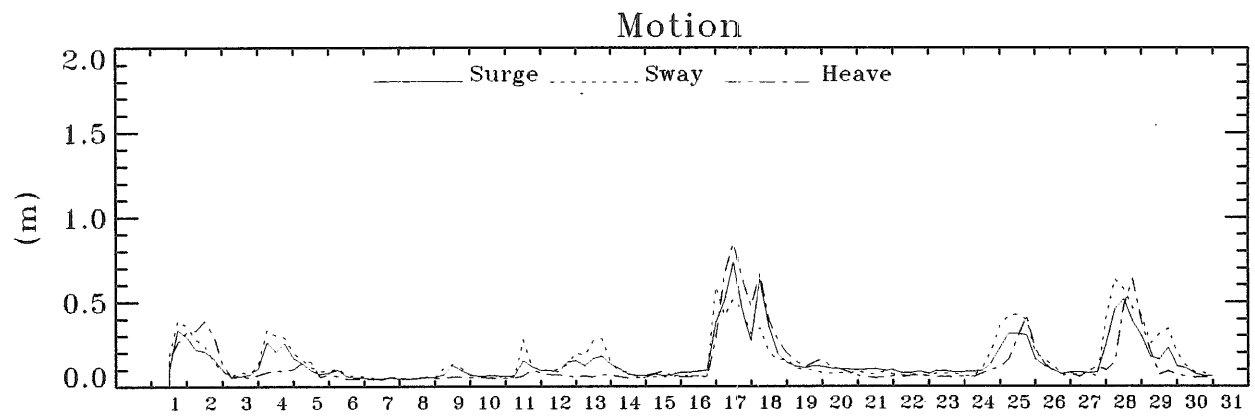
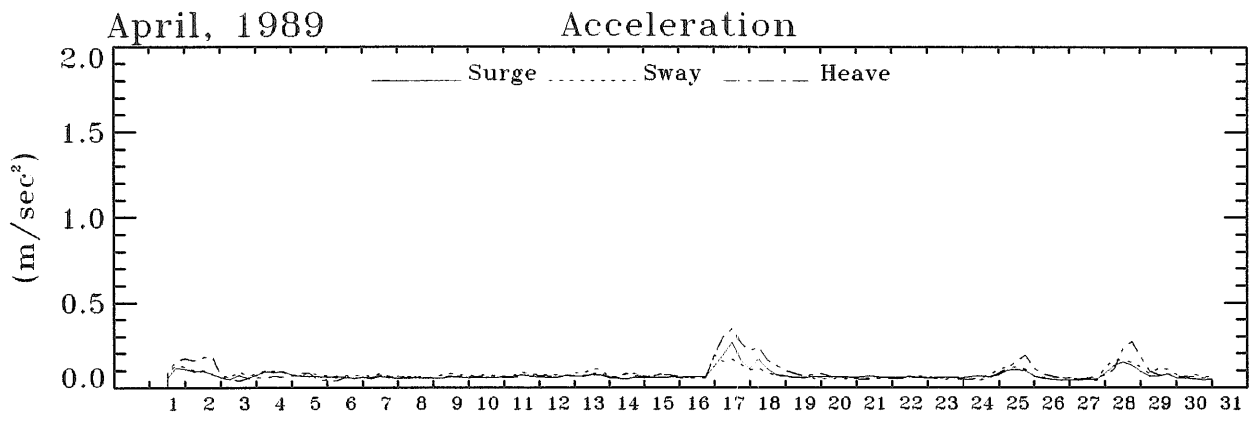
*** 月の統計量 <<< 1989 年 3 月 >>> ***				
I T E M	Mean	Maximum	Std.Dev.	測得率(%)
Wind Speed (mean)	7.3224	16.2300	3.1090	96.77
Wave Hight($H_{1/3}$)	1.2064	3.2600	.7020	96.77
Wave Period($T_{H1/3}$)	5.9655	8.2700	1.0648	96.77
Current Speed (mean)	---	---	---	.00
(every hour)	---	---	---	.00
Surge Acc.(Std.Dev.)	.0894	.1949	.0318	80.65
Sway Acc.(Std.Dev.)	.1657	.2724	.0527	81.45
Heave Acc.(Std.Dev.)	.0870	.2532	.0461	94.35
Surge Motion(Std.Dev.)	.1316	.3726	.0646	80.65
Sway Motion(Std.Dev.)	.2073	.4467	.0977	81.45
Heave Motion(Std.Dev.)	.1405	.5451	.1055	94.35
Roll Motion(Std.Dev.)	.3463	.9063	.1974	80.65
Pitch Motion(Std.Dev.)	.3239	.8938	.1763	80.65
Yaw Motion(Std.Dev.)	.3875	.6769	.1080	95.97
Strain No. 1(Std.Dev.)	14.8327	34.2300	7.5638	96.77
Strain No. 9(Std.Dev.)	12.6962	28.6600	6.5181	96.77
Strain No.11(Std.Dev.)	10.5118	22.8500	5.1957	95.16

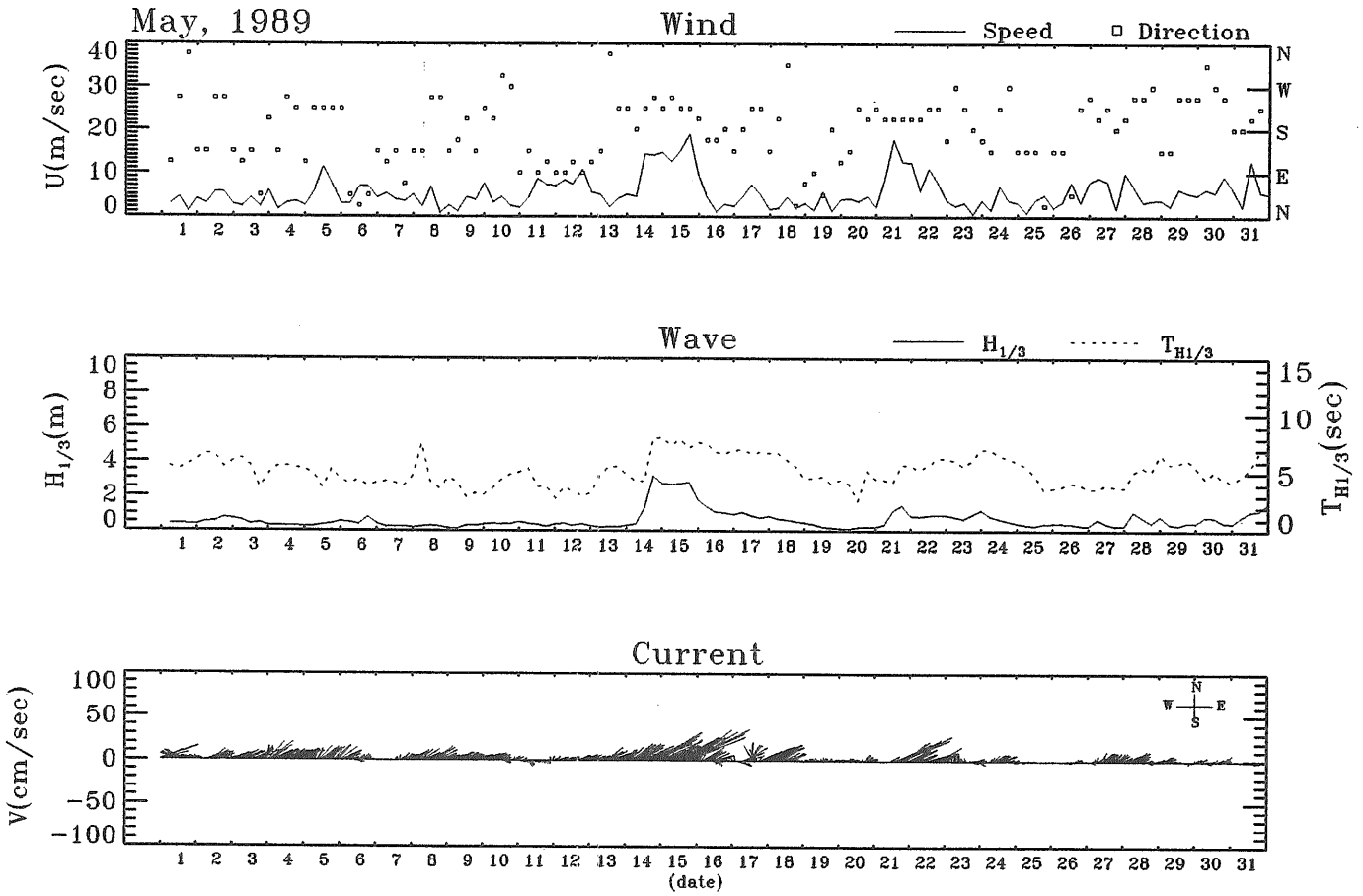




*** 月の統計量 <<< 1989 年 4 月 >>> ***

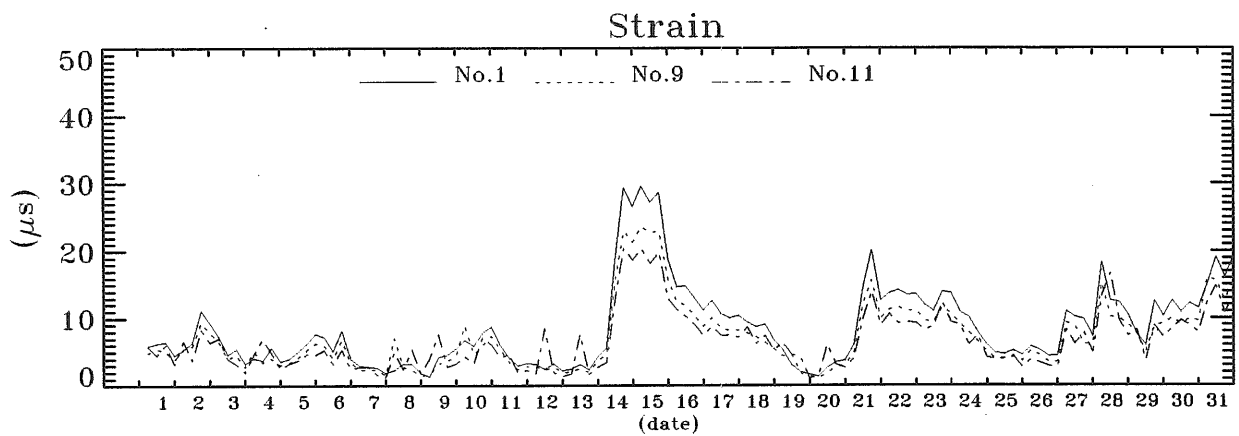
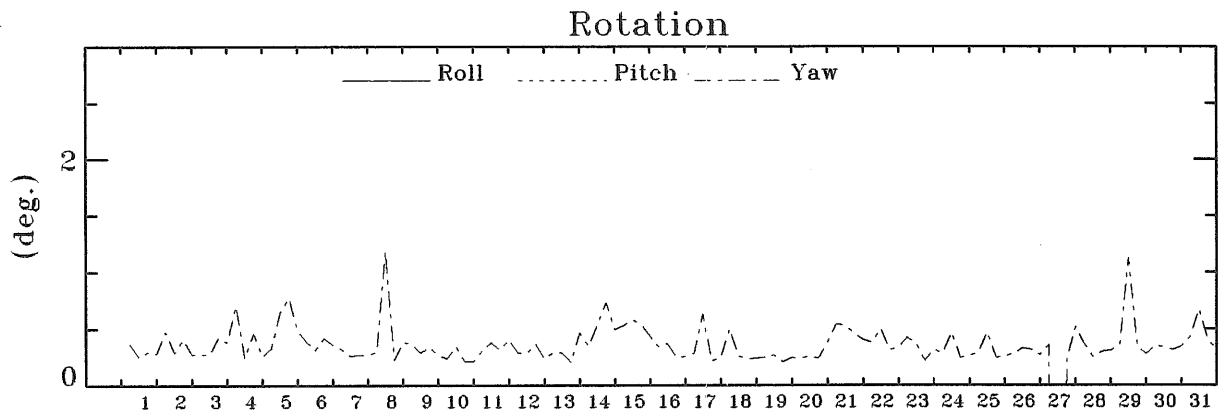
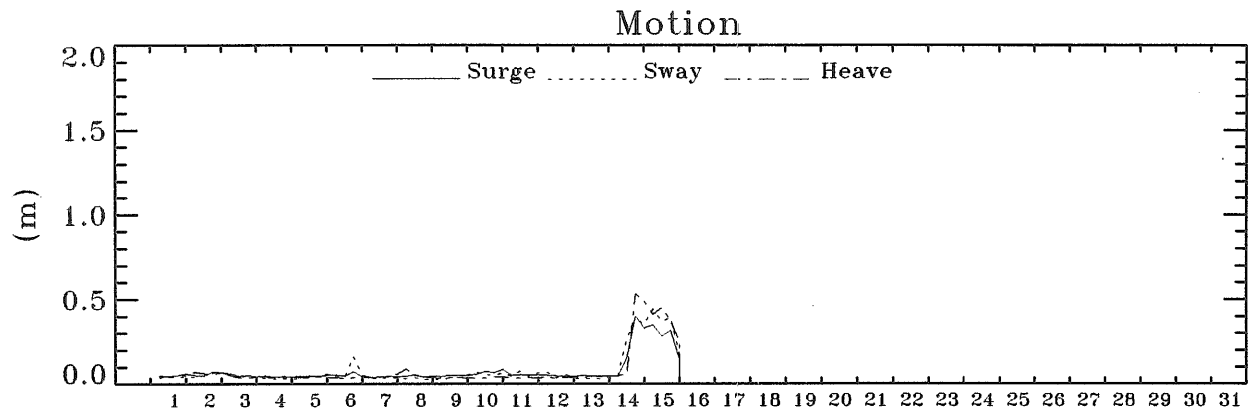
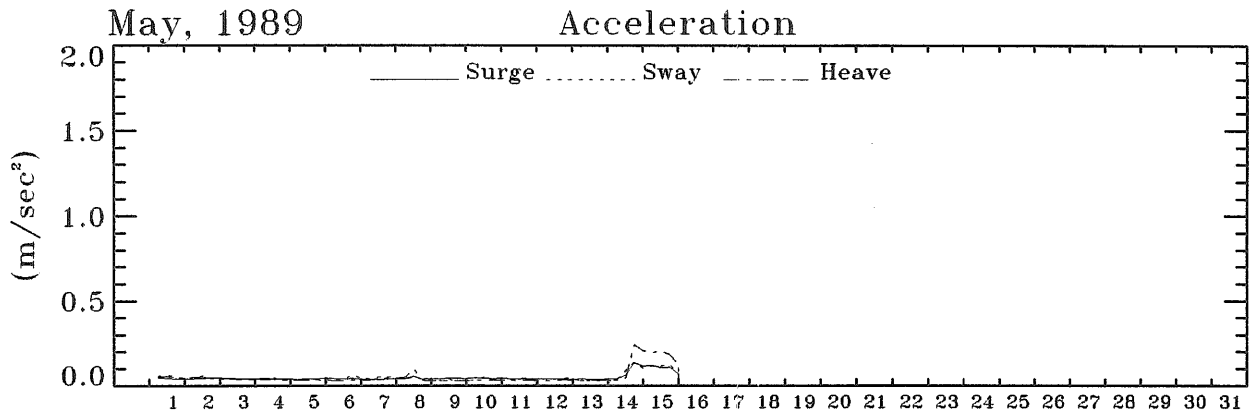
I T E M :	Mean	Maximum	Std.Dev.	測得率(%)
Wind Speed (mean)	6.5122	27.8200	4.9336	100.00
Wave Hight($H_{1/3}$)	1.0612	4.7600	.9105	100.00
Wave Period($T_{H1/3}$)	5.8189	11.4700	1.4453	100.00
Current Speed (mean)	17.0876	99.1500	17.6624	98.33
(every hour)	16.7215	106.4200	17.7436	97.64
Surge Acc.(Std.Dev.)	.0706	.2630	.0308	99.17
Sway Acc.(Std.Dev.)	.0792	.1891	.0275	99.17
Heave Acc.(Std.Dev.)	.0863	.3444	.0564	99.17
Surge Motion(Std.Dev.)	.1446	.7316	.1229	99.17
Sway Motion(Std.Dev.)	.1605	.6347	.1373	99.17
Heave Motion(Std.Dev.)	.1344	.8472	.1513	99.17
Roll Motion(Std.Dev.)	---	---	---	.00
Pitch Motion(Std.Dev.)	---	---	---	.00
Yaw Motion(Std.Dev.)	.4380	2.0700	.2775	99.17
Strain No. 1(Std.Dev.)	12.7296	41.2400	8.8014	99.17
Strain No. 9(Std.Dev.)	10.8230	35.6700	7.3687	99.17
Strain No.11(Std.Dev.)	9.4137	28.8000	5.9066	99.17

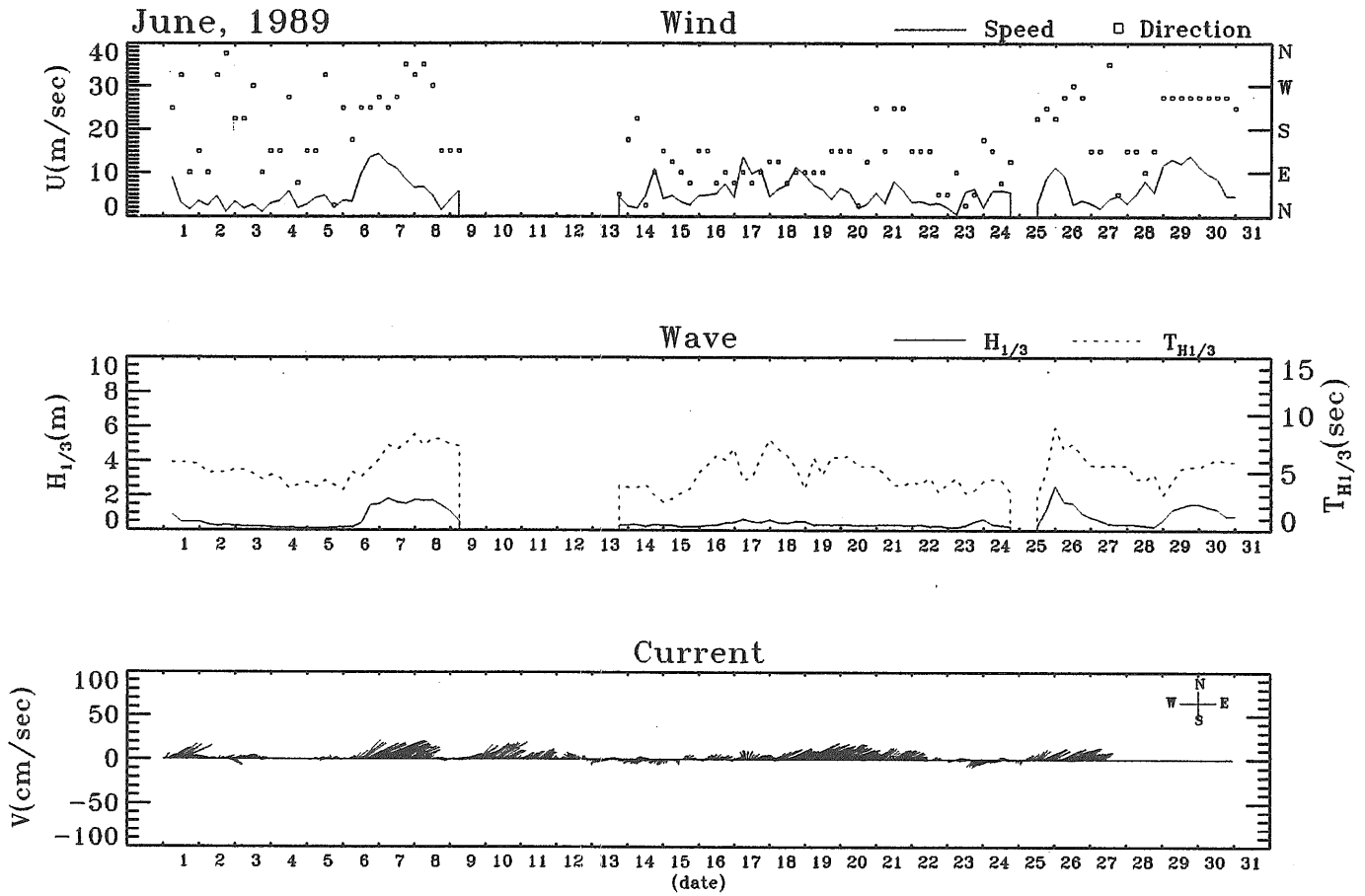




=====
 *** 月の統計量 <<< 1989 年 5 月 >>> ***
 I T E M : Mean Maximum Std.Dev. 測得率(%)

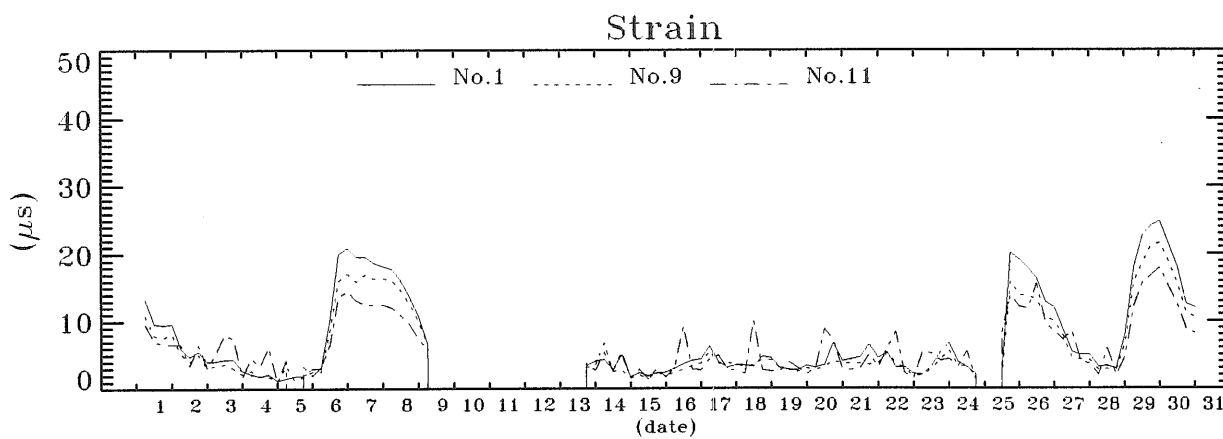
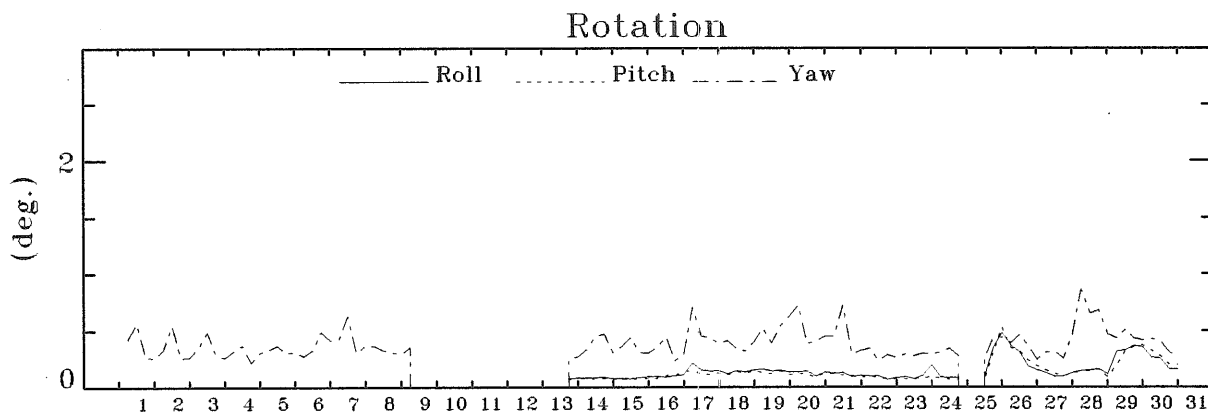
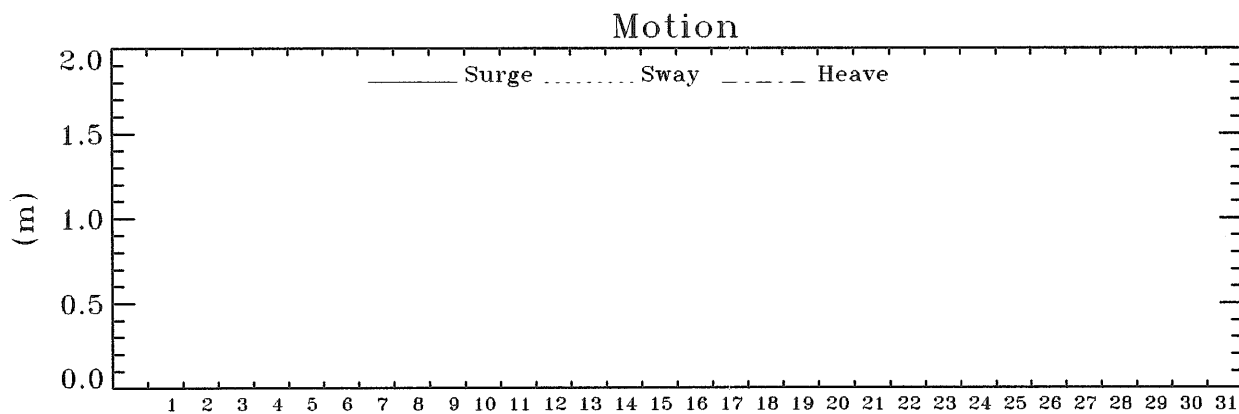
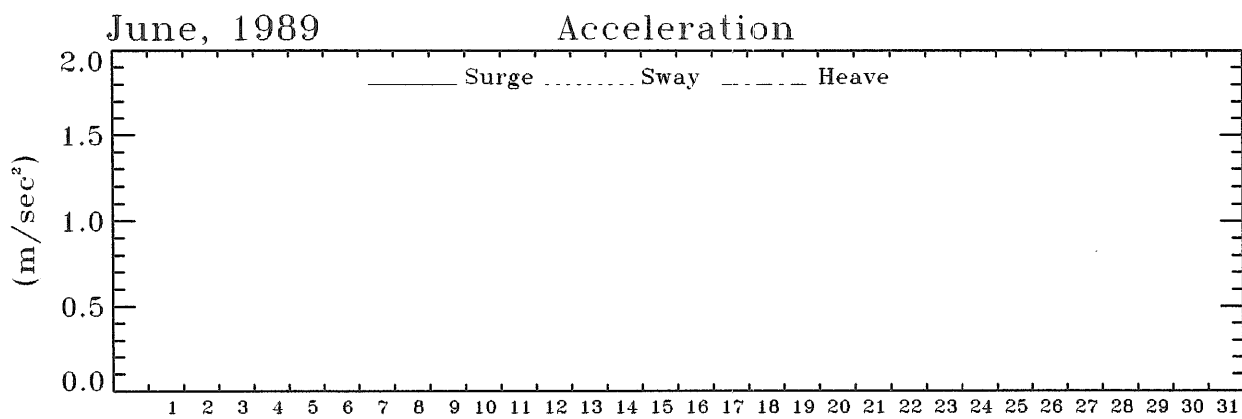
 Wind Speed (mean) 5.3990 18.8600 3.6191 100.00
 Wave Hight($H_{1/3}$) .6369 3.1500 .5557 100.00
 Wave Period($T_{H_{1/3}}$) 5.1844 8.1000 1.2705 100.00
 Current Speed (mean) 11.9833 59.4800 11.0562 99.19
 (every hour) 12.0746 64.8800 10.8815 100.00
 Surge Acc.(Std.Dev.) .0470 .1348 .0219 48.39
 Sway Acc.(Std.Dev.) .0486 .1401 .0247 48.39
 Heave Acc.(Std.Dev.) .0533 .2425 .0494 48.39
 Surge Motion(Std.Dev.) .0764 .3992 .0809 48.39
 Sway Motion(Std.Dev.) .0805 .4419 .1005 48.39
 Heave Motion(Std.Dev.) .0812 .5335 .1161 48.39
 Roll Motion(Std.Dev.) --- --- --- .00
 Pitch Motion(Std.Dev.) --- --- --- .00
 Yaw Motion(Std.Dev.) .3651 1.1850 .1549 99.19
 Strain No. 1(Std.Dev.) 8.5418 29.5500 6.1019 100.00
 Strain No. 9(Std.Dev.) 7.1621 23.6300 4.8930 100.00
 Strain No.11(Std.Dev.) 6.6574 20.5000 4.2234 100.00
 =====

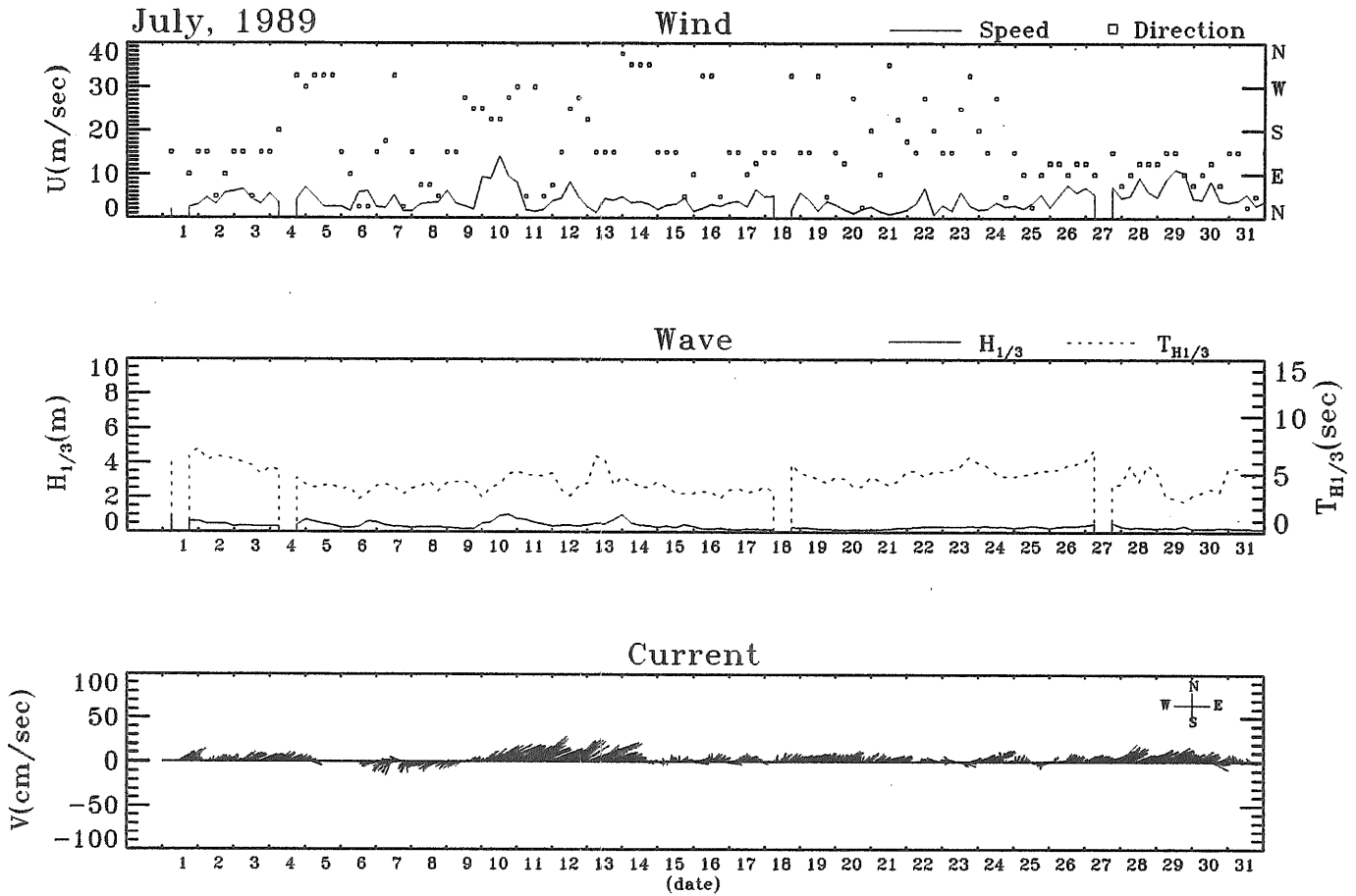




=====
 *** 月の統計量 <<< 1989 年 6 月 >>> ***
 I T E M : Mean Maximum Std.Dev. 測得率(%)

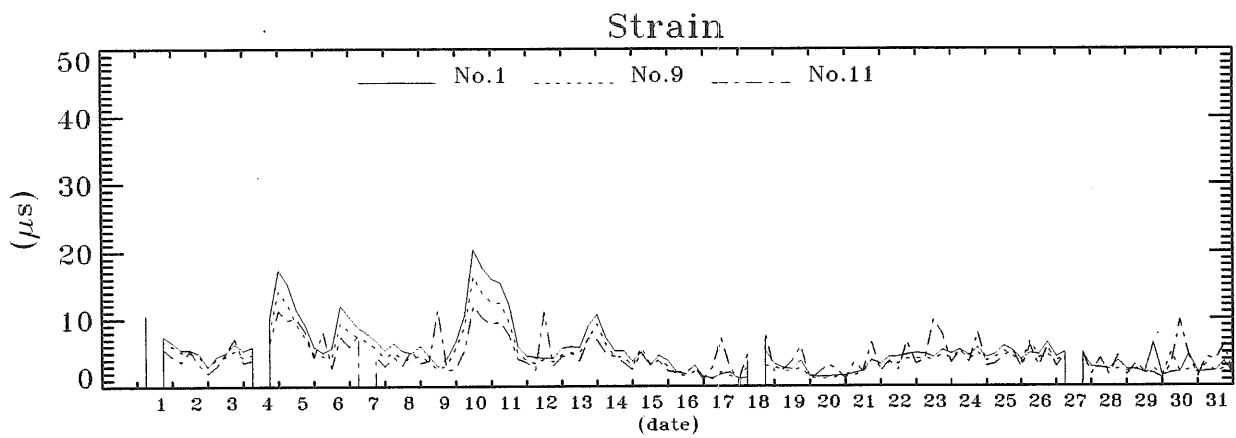
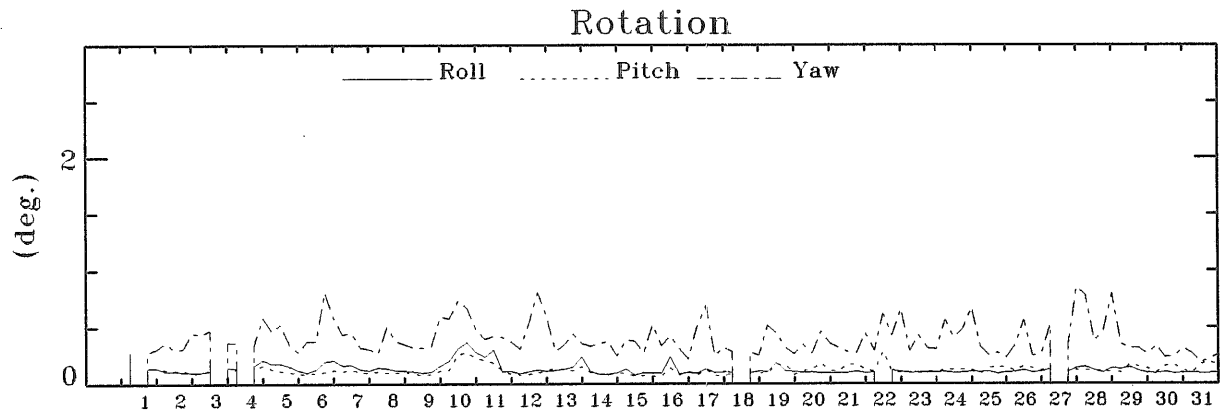
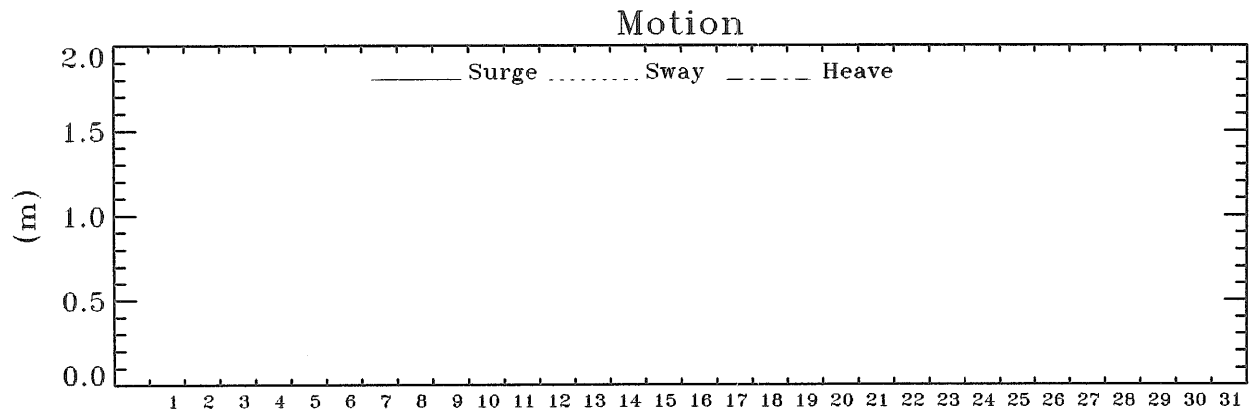
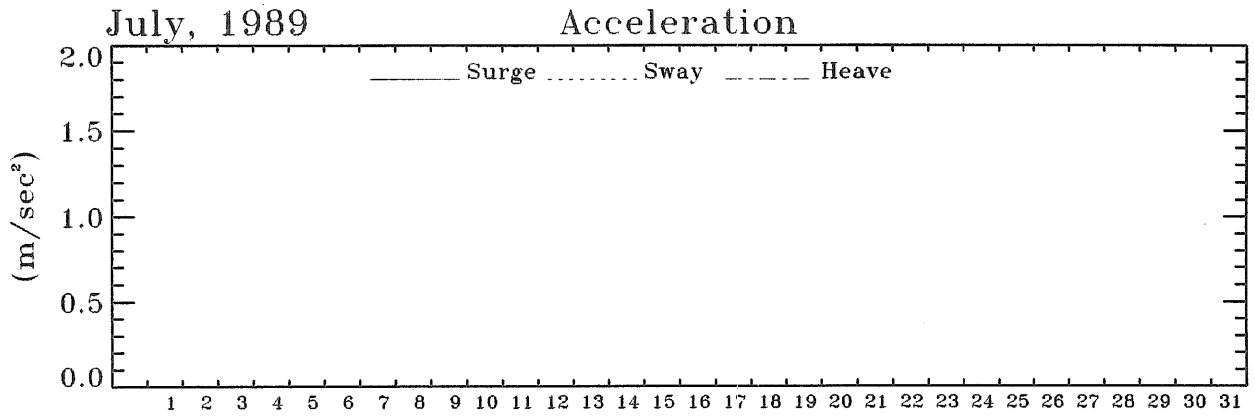
 Wind Speed (mean) 5.6144 14.3100 3.3773 84.17
 Wave Hight($H_{1/3}$) .5718 2.5300 .5169 84.17
 Wave Period($T_{H_{1/3}}$) 5.1907 8.9200 1.3888 84.17
 Current Speed (mean) 11.7909 43.2200 9.8147 87.50
 (every hour) 11.6727 46.0200 9.7557 87.64
 Surge Acc.(Std.Dev.) --- --- --- .00
 Sway Acc.(Std.Dev.) --- --- --- .00
 Heave Acc.(Std.Dev.) --- --- --- .00
 Surge Motion(Std.Dev.) --- --- --- .00
 Sway Motion(Std.Dev.) --- --- --- .00
 Heave Motion(Std.Dev.) --- --- --- .00
 Roll Motion(Std.Dev.) .1456 .4794 .0879 56.67
 Pitch Motion(Std.Dev.) .1413 .5274 .0920 56.67
 Yaw Motion(Std.Dev.) .3834 .8620 .1228 84.17
 Strain No. 1(Std.Dev.) 7.4117 24.8100 6.3871 84.17
 Strain No. 9(Std.Dev.) 6.4154 21.6000 5.3544 84.17
 Strain No.11(Std.Dev.) 6.3158 17.9600 4.1529 83.33
 =====

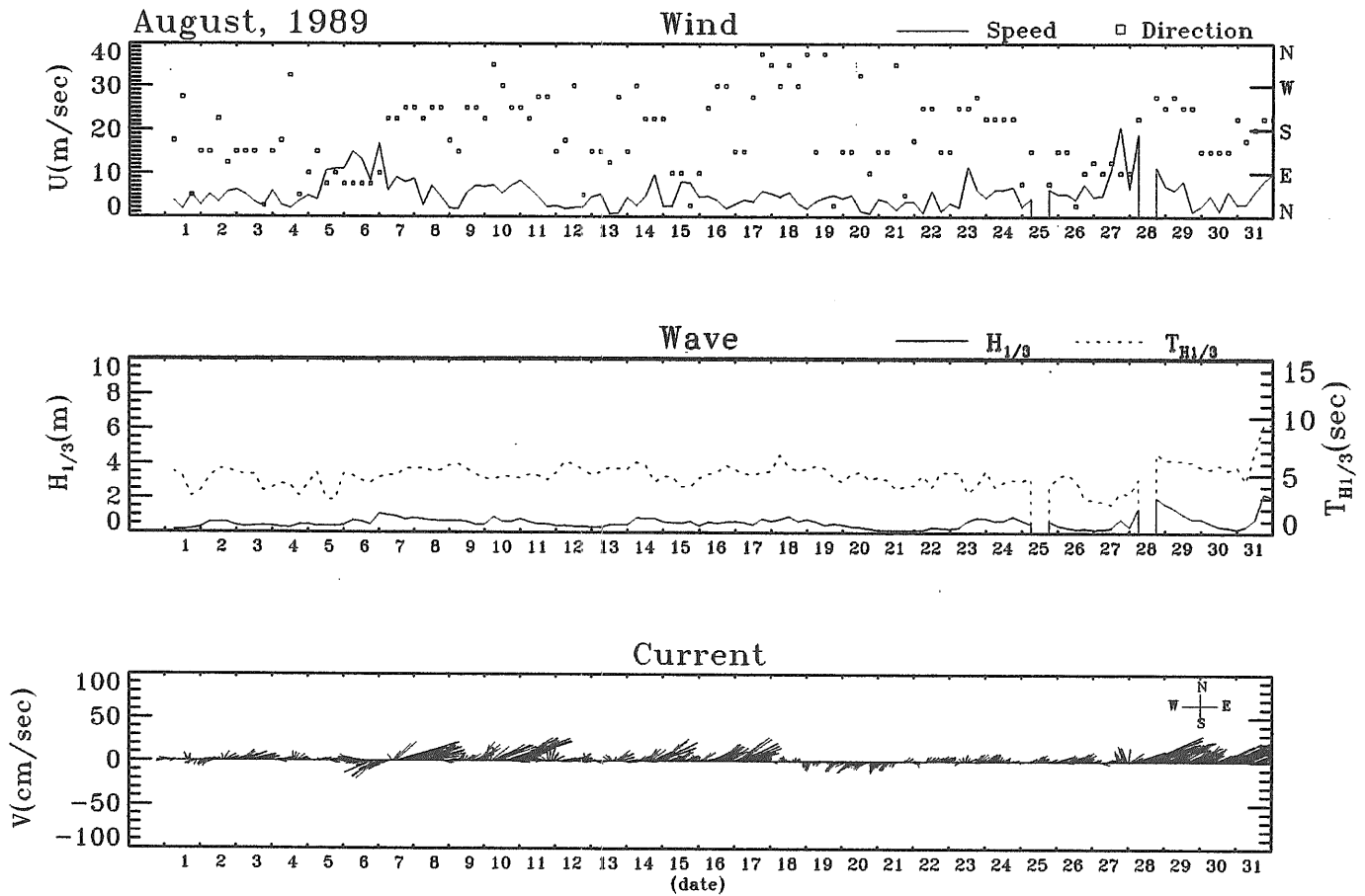




=====
 *** 月の統計量 <<< 1989 年 7 月 >>> ***
 I T E M : Mean Maximum Std.Dev. 測得率(%)

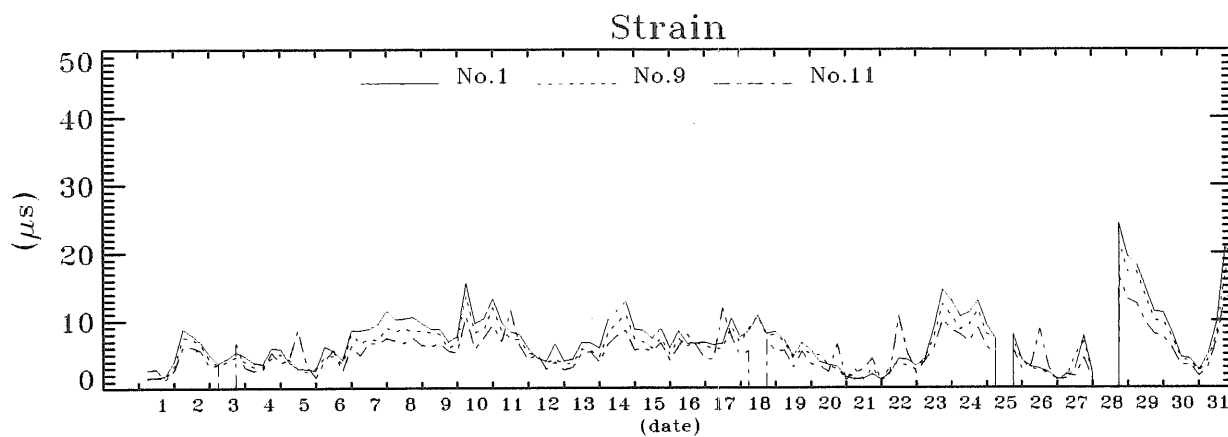
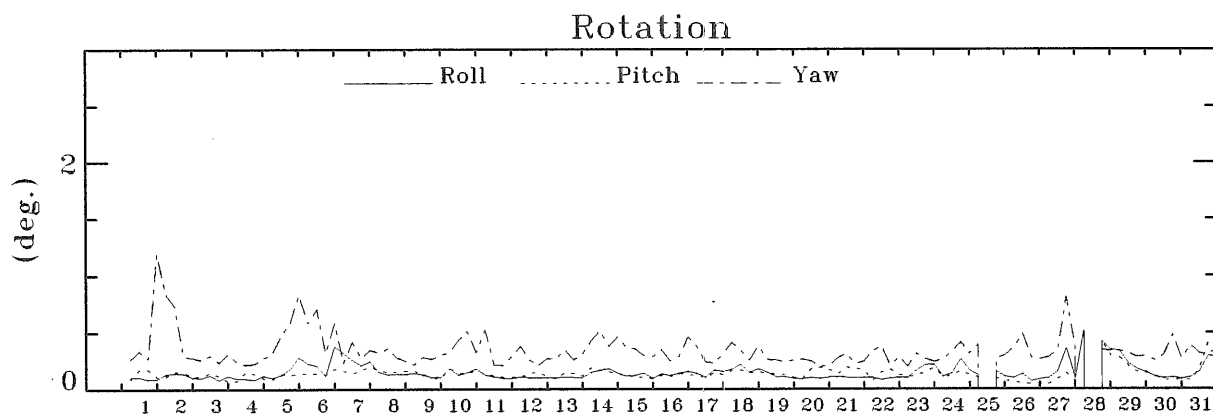
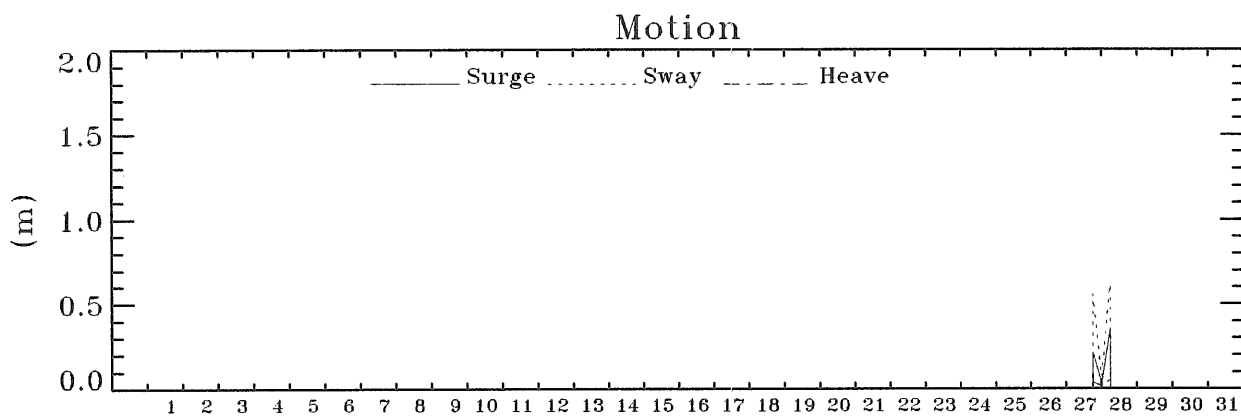
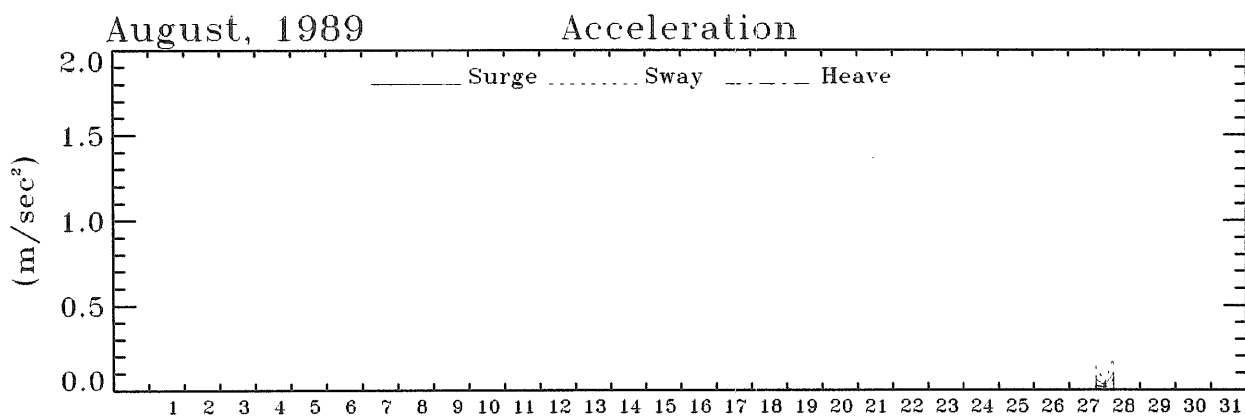
 Wind Speed (mean) 4.1920 14.0100 2.3922 96.77
 Wave Hight($H_{1/3}$) .3339 .9900 .1765 96.77
 Wave Period($T_{H_{1/3}}$) 4.5962 7.2300 1.0214 96.77
 Current Speed (mean) 12.5222 53.2000 9.3763 98.39
 (every hour) 12.5386 53.2000 9.5689 98.52
 Surge Acc.(Std.Dev.) ---- ---- ---- .00
 Sway Acc.(Std.Dev.) ---- ---- ---- .00
 Heave Acc.(Std.Dev.) ---- ---- ---- .00
 Surge Motion(Std.Dev.) ---- ---- ---- .00
 Sway Motion(Std.Dev.) ---- ---- ---- .00
 Heave Motion(Std.Dev.) ---- ---- ---- .00
 Roll Motion(Std.Dev.) .1234 .3646 .0491 95.16
 Pitch Motion(Std.Dev.) .1214 .2809 .0392 95.97
 Yaw Motion(Std.Dev.) .3976 .8526 .1448 95.97
 Strain No. 1(Std.Dev.) 5.2950 20.3400 3.6168 96.77
 Strain No. 9(Std.Dev.) 4.5163 16.3700 2.8715 96.77
 Strain No.11(Std.Dev.) 4.6223 11.9100 2.5533 95.97
 =====

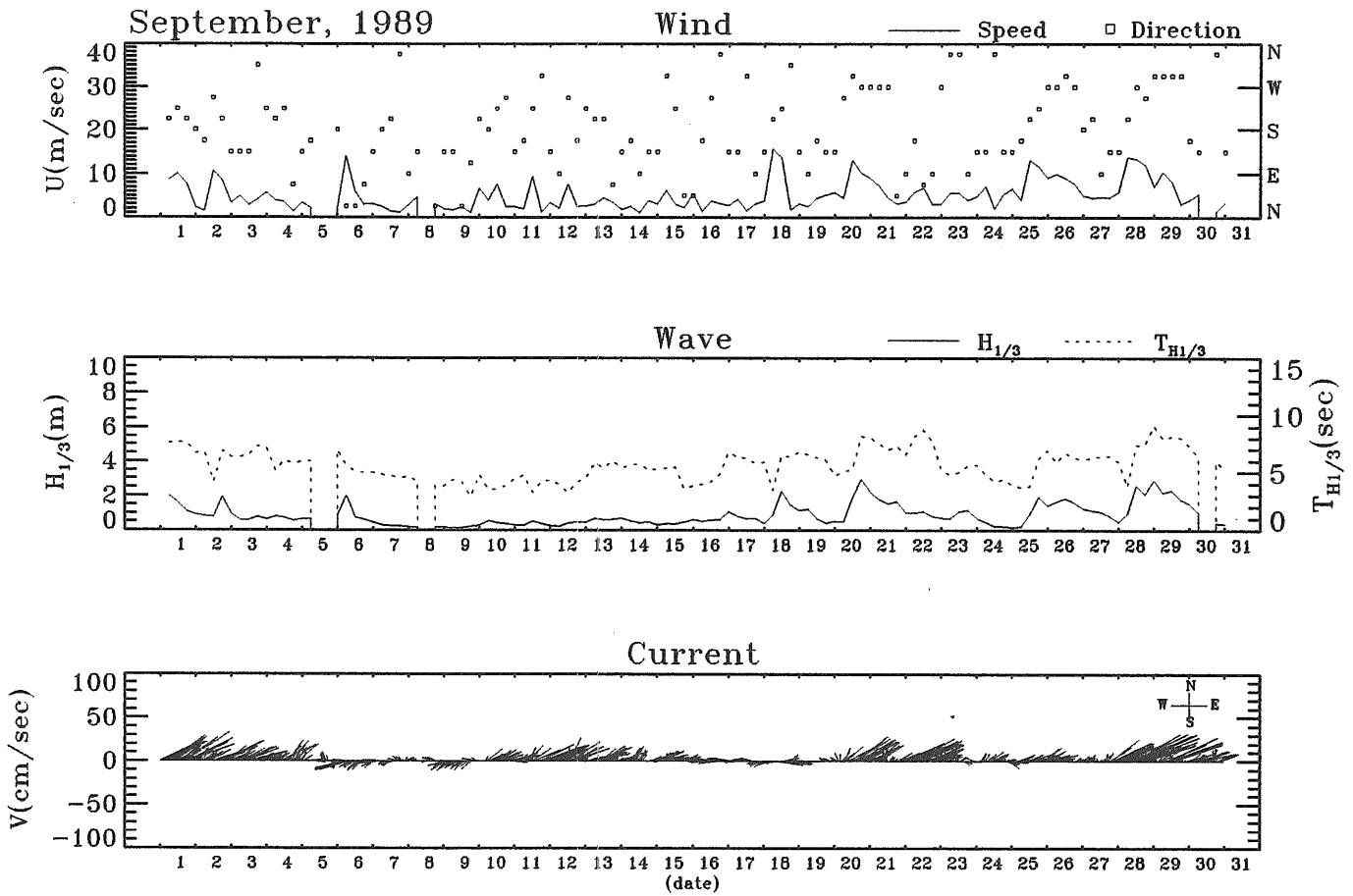




*** 月の統計量 <<< 1989 年 8 月 >>> ***

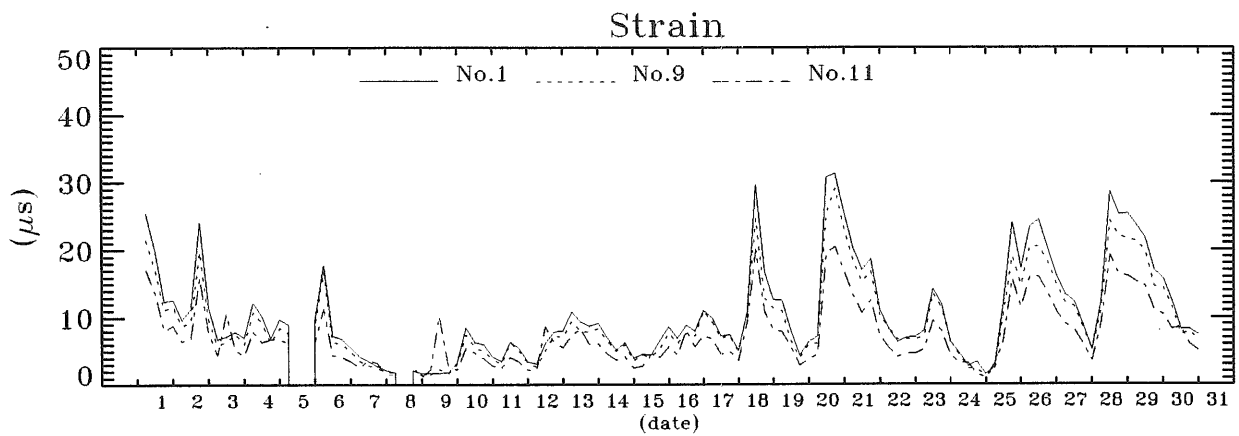
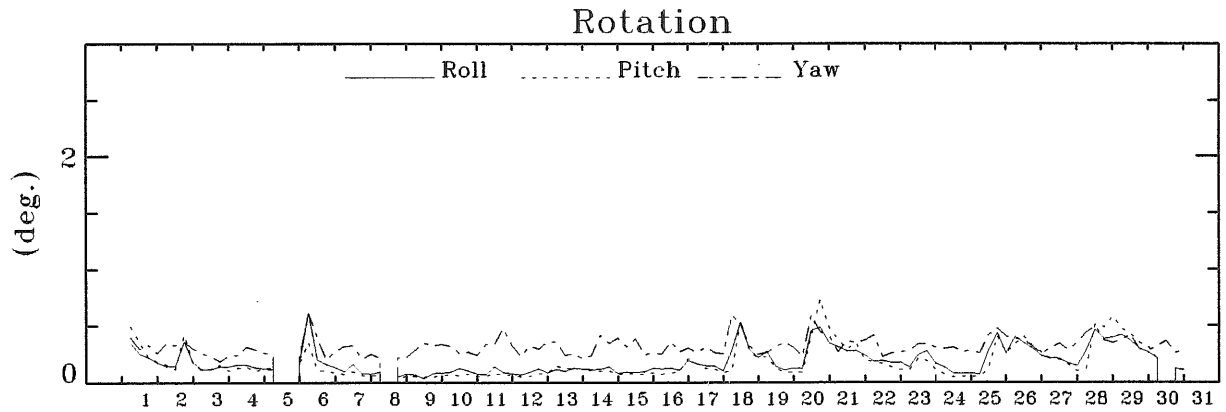
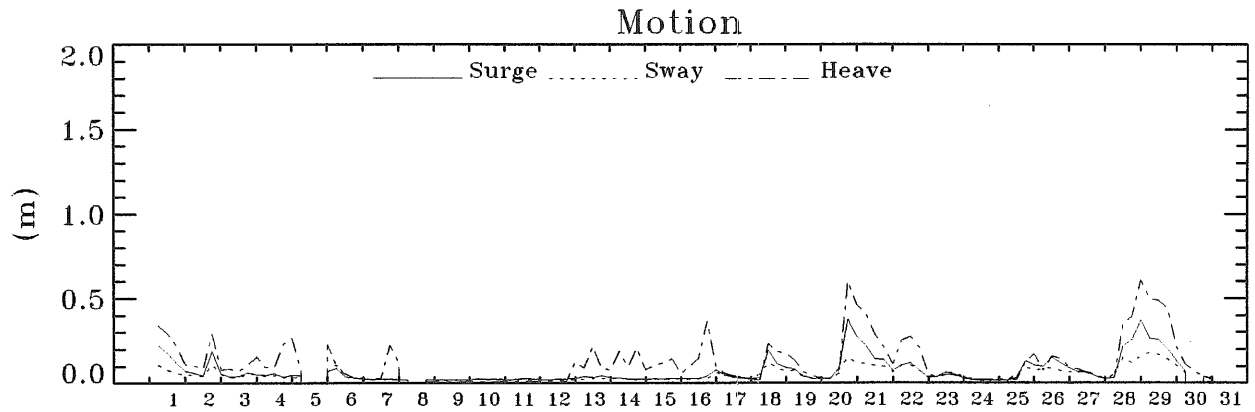
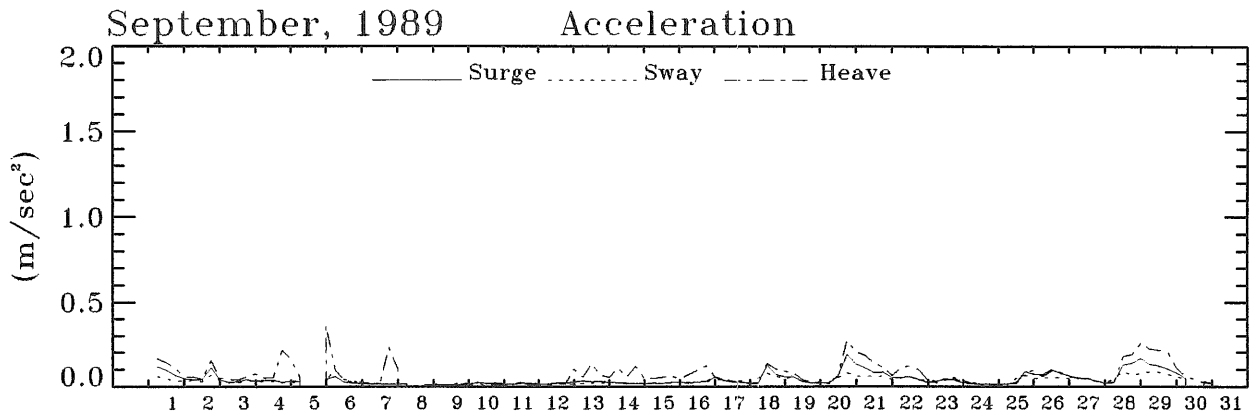
I T E M	Mean	Maximum	Std.Dev.	測得率(%)
Wind Speed (mean)	5.3076	20.6200	3.5148	98.39
Wave Hight(H _{1/3})	.5521	2.2400	.3662	98.39
Wave Period(T _{H1/3})	4.9605	9.4500	1.0626	98.39
Current Speed (mean)	14.8235	60.1500	12.6152	98.39
(every hour)	14.5349	74.7900	12.3062	99.06
Surge Acc.(Std.Dev.)	.0577	.0945	.0298	2.42
Sway Acc.(Std.Dev.)	.1212	.1889	.0629	2.42
Heave Acc.(Std.Dev.)	.0310	.0583	.0200	2.42
Surge Motion(Std.Dev.)	.1993	.3541	.1322	2.42
Sway Motion(Std.Dev.)	.4230	.6430	.2536	2.42
Heave Motion(Std.Dev.)	.0344	.0527	.0156	2.42
Roll Motion(Std.Dev.)	.1454	.5216	.0757	98.39
Pitch Motion(Std.Dev.)	.1379	.4227	.0597	97.58
Yaw Motion(Std.Dev.)	.3428	1.1900	.1474	97.58
Strain No. 1(Std.Dev.)	7.1731	24.4100	4.2976	97.58
Strain No. 9(Std.Dev.)	6.3881	21.8000	3.6532	97.58
Strain No.11(Std.Dev.)	5.6001	16.4300	2.8993	95.97

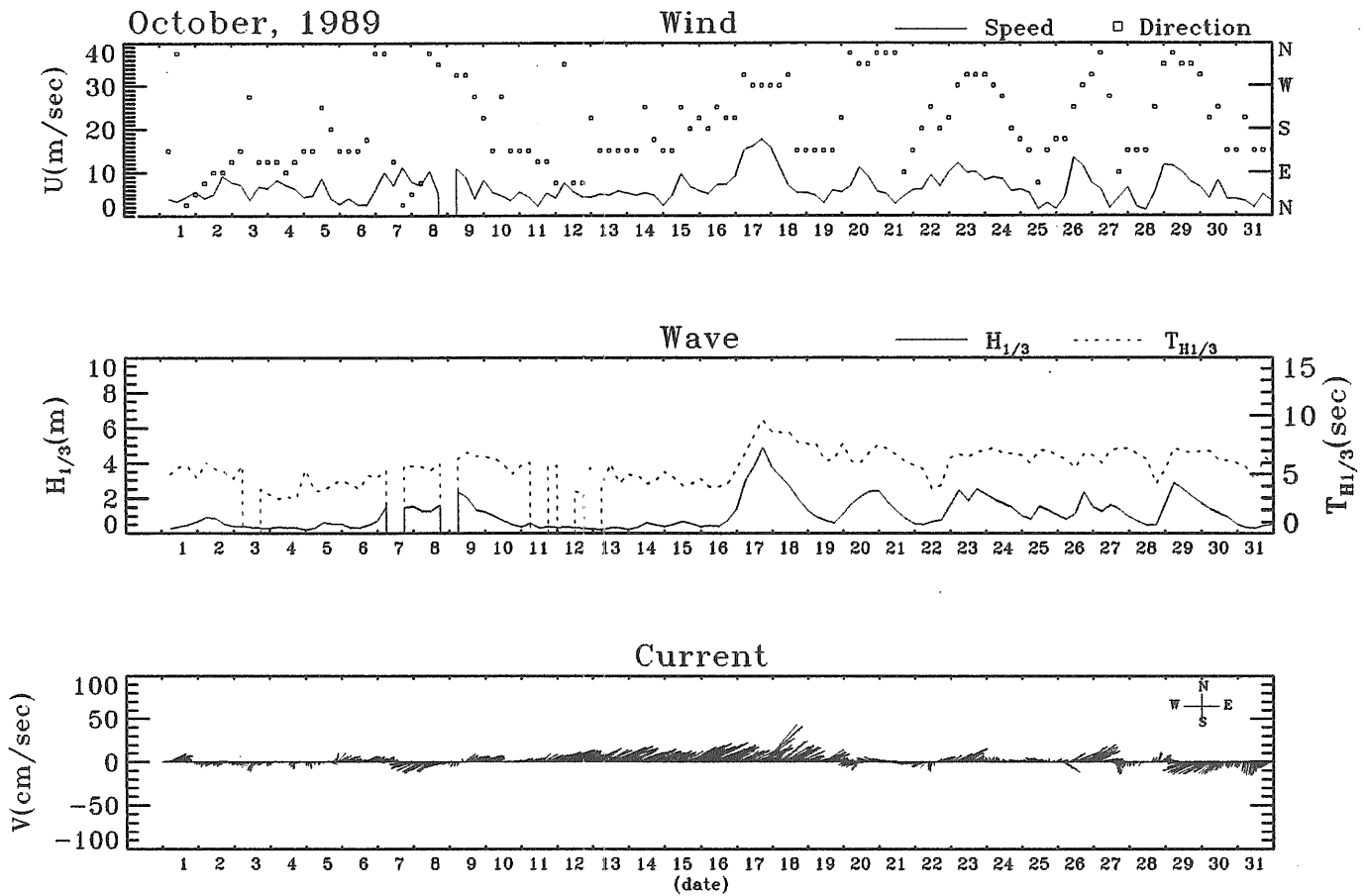




*** 月の統計量 <<< 1989 年 9 月 >>> ***

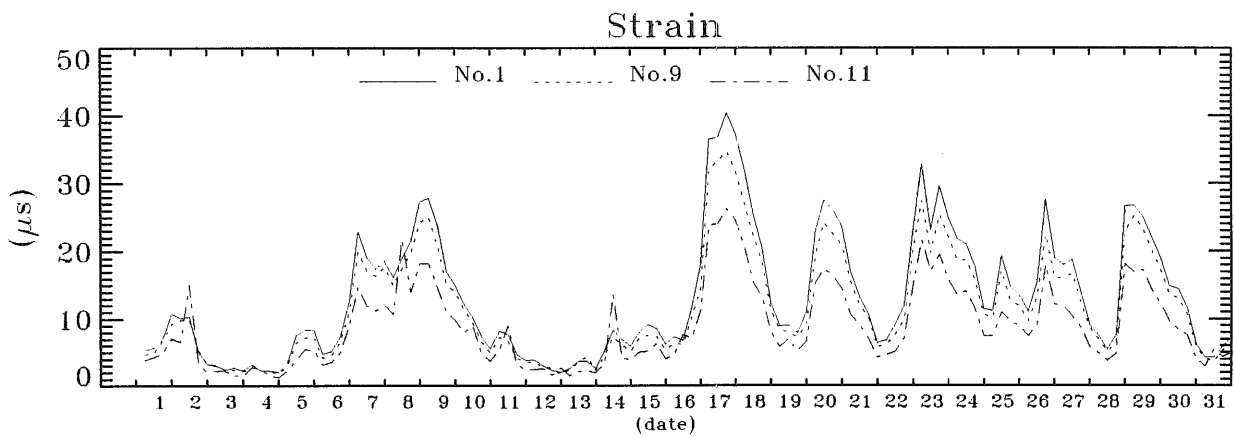
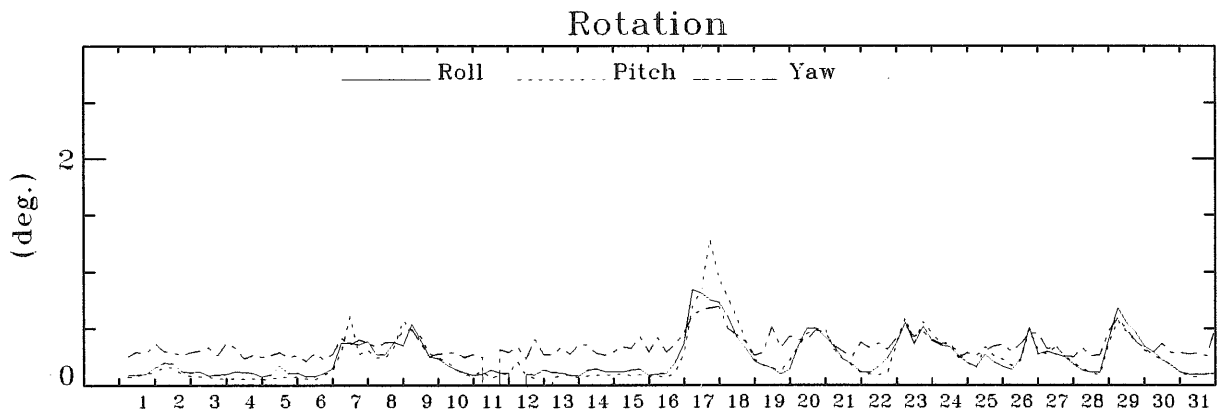
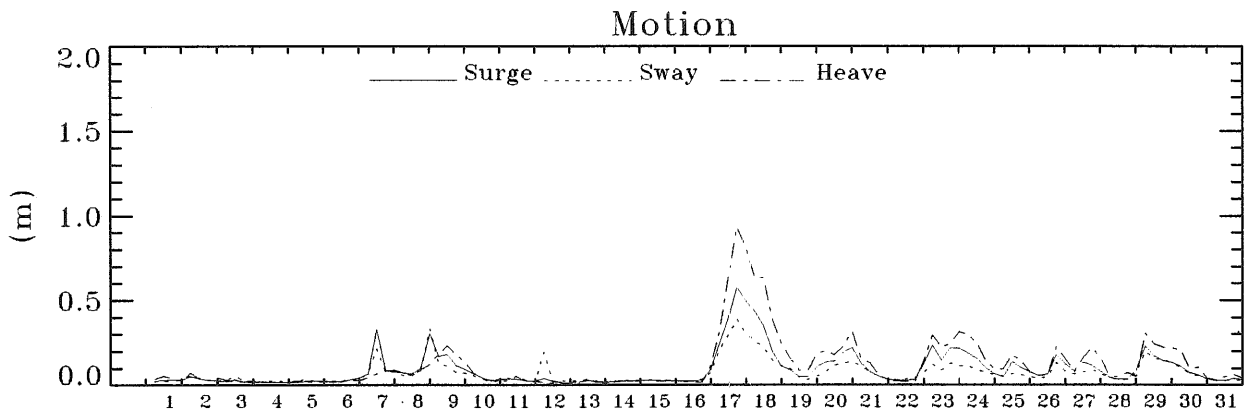
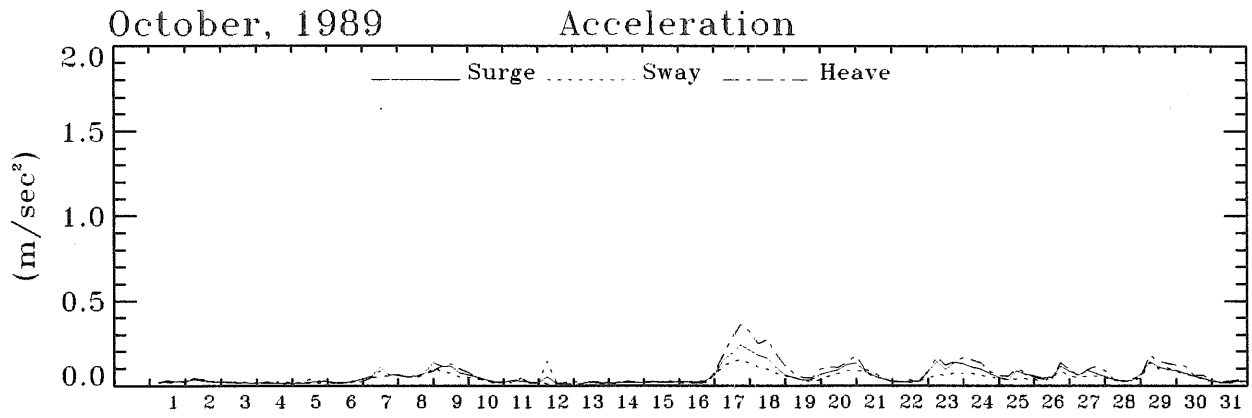
I T E M	Mean	Maximum	Std.Dev.	測得率(%)
Wind Speed (mean)	5.0503	15.6400	3.3928	96.67
Wave Hight($H_{1/3}$)	.8661	2.9400	.6362	96.67
Wave Period($T_{H_{1/3}}$)	5.6718	9.1300	1.3867	96.67
Current Speed (mean)	17.0892	61.1800	13.0118	99.17
(every hour)	16.8987	62.9900	12.7483	99.86
Surge Acc.(Std.Dev.)	.0417	.1857	.0365	96.67
Sway Acc.(Std.Dev.)	.0354	.0949	.0198	96.67
Heave Acc.(Std.Dev.)	.0719	.3604	.0670	96.67
Surge Motion(Std.Dev.)	.0682	.3766	.0737	96.67
Sway Motion(Std.Dev.)	.0521	.1797	.0384	96.67
Heave Motion(Std.Dev.)	.1258	.6092	.1322	96.67
Roll Motion(Std.Dev.)	.1822	.6115	.1143	96.67
Pitch Motion(Std.Dev.)	.1733	.7290	.1391	96.67
Yaw Motion(Std.Dev.)	.3174	.6111	.0803	97.50
Strain No. 1(Std.Dev.)	10.4335	31.2500	7.1851	97.50
Strain No. 9(Std.Dev.)	9.3423	29.1300	6.1768	97.50
Strain No.11(Std.Dev.)	7.2824	20.4300	4.6196	97.50

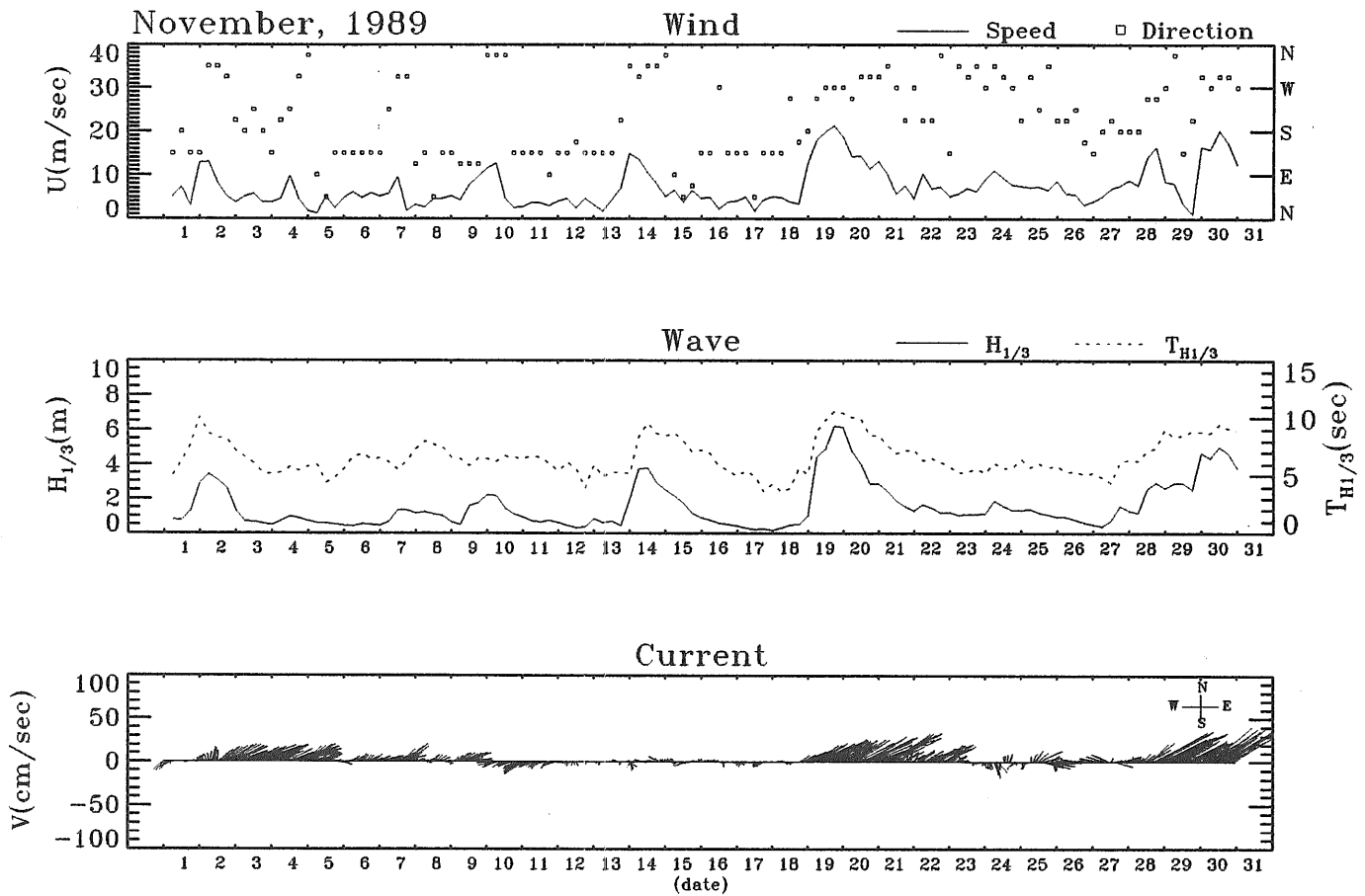




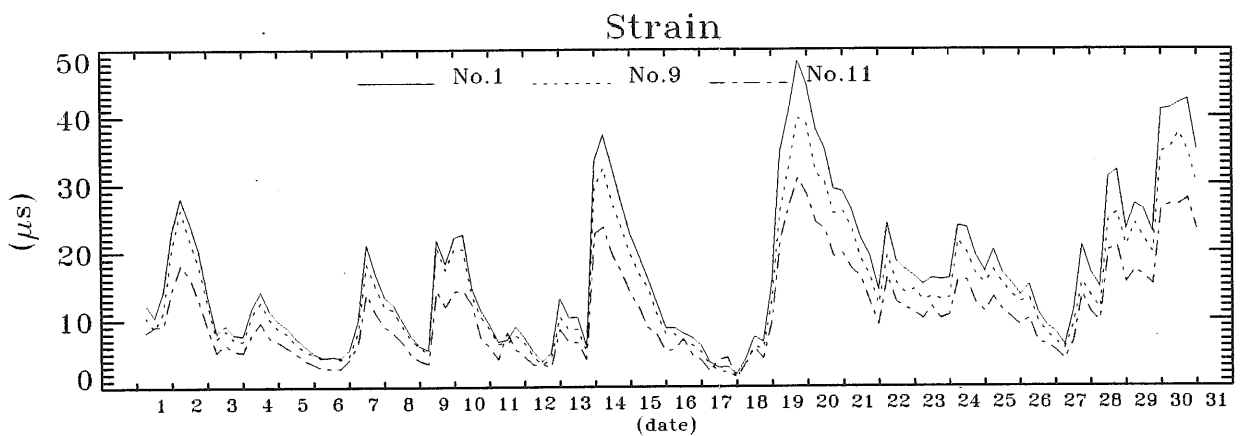
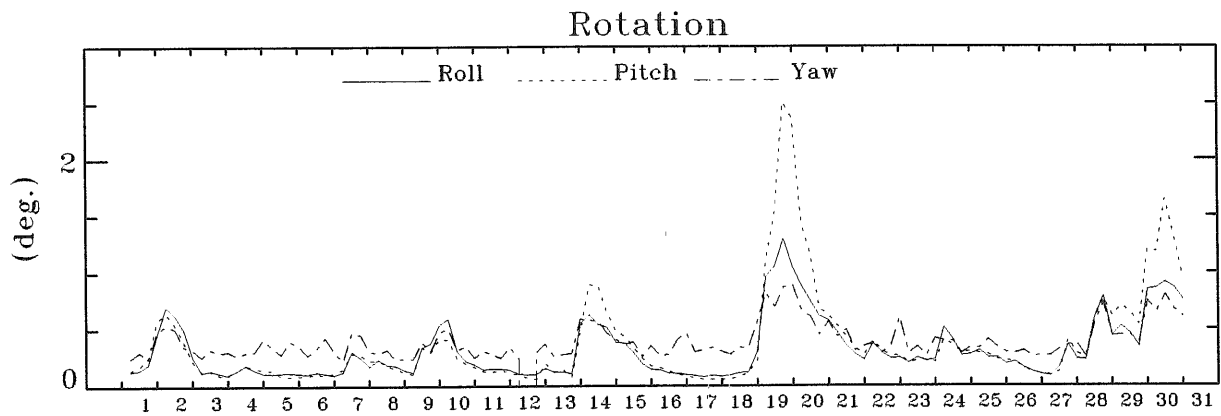
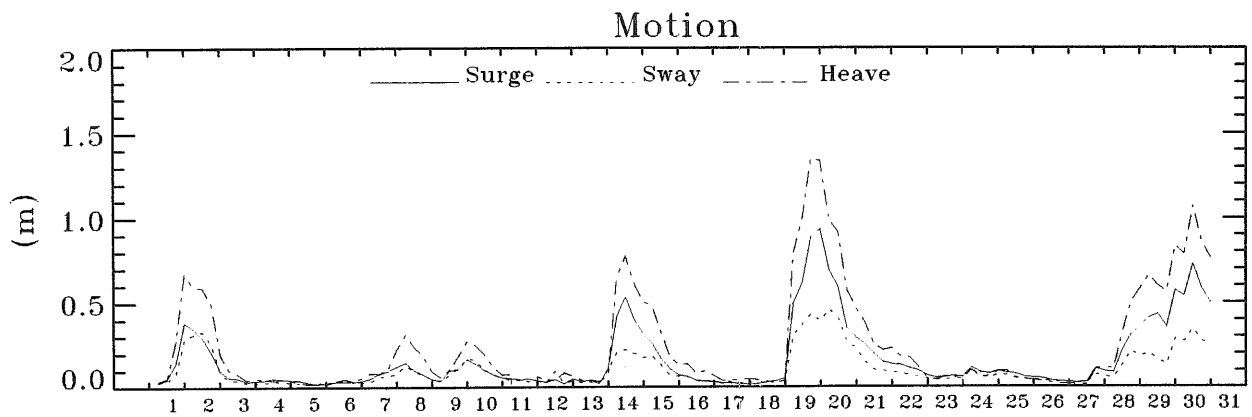
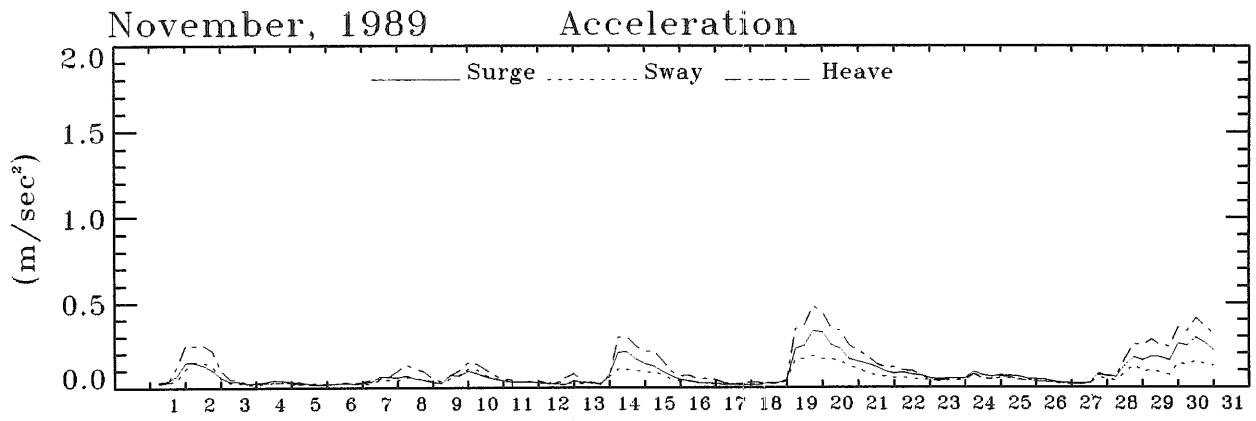
*** 月の統計量 <<< 1989 年 10 月 >>> ***

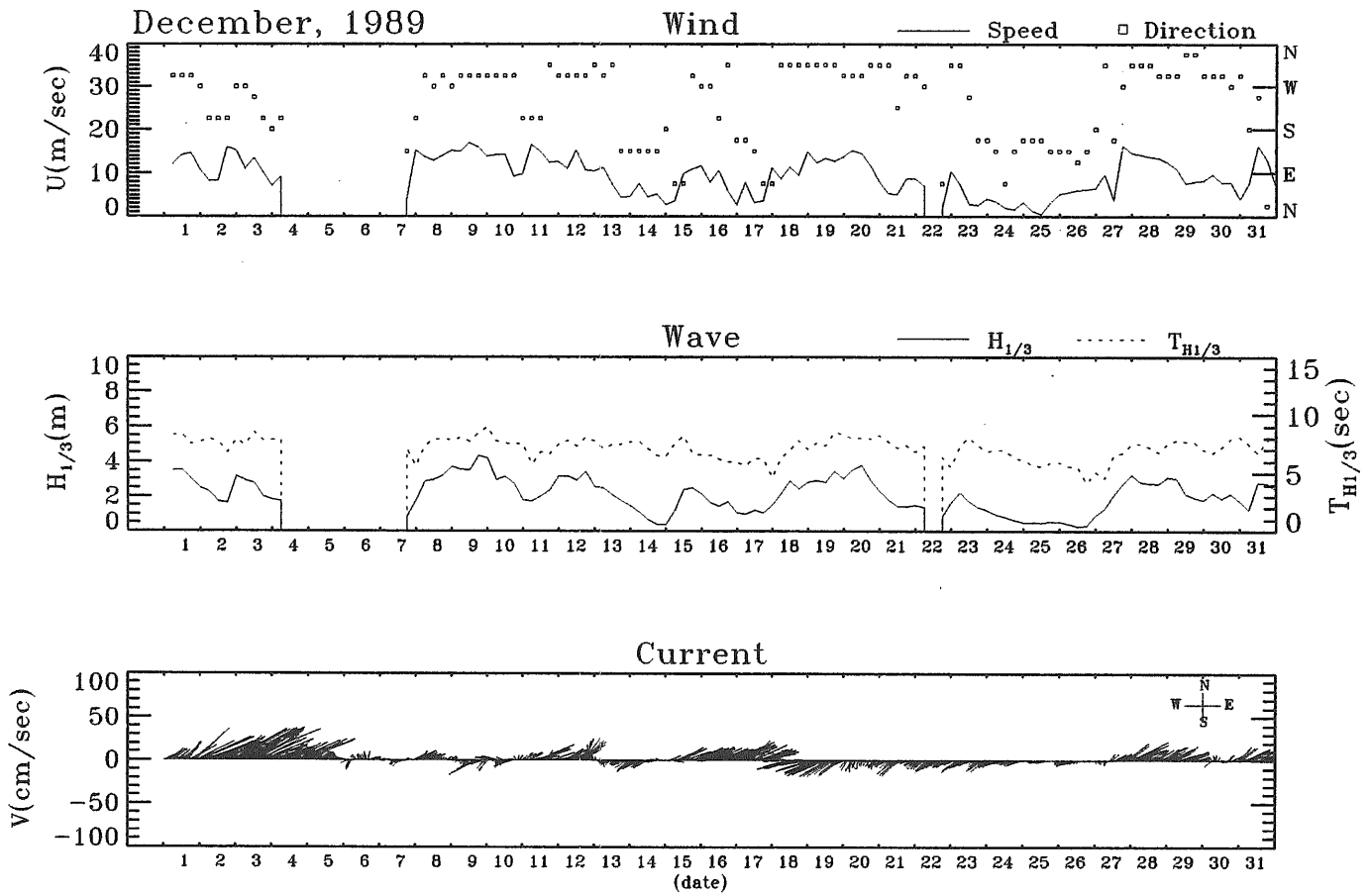
I T E M	Mean	Maximum	Std.Dev.	測得率(%)
Wind Speed (mean)	6.4060	17.5400	3.1707	99.19
Wave Hight($H_{1/3}$)	1.0794	4.8800	.8683	98.39
Wave Period($T_{H_{1/3}}$)	5.7973	9.6600	1.3543	95.16
Current Speed (mean)	13.7178	54.5000	10.0233	98.39
(every hour)	13.6194	54.5800	9.6846	99.19
Surge Acc.(Std.Dev.)	.0541	.2357	.0460	99.19
Sway Acc.(Std.Dev.)	.0449	.1531	.0311	100.00
Heave Acc.(Std.Dev.)	.0647	.3582	.0666	100.00
Surge Motion(Std.Dev.)	.0895	.5759	.1007	99.19
Sway Motion(Std.Dev.)	.0720	.3891	.0688	100.00
Heave Motion(Std.Dev.)	.1190	.9321	.1549	100.00
Roll Motion(Std.Dev.)	.2321	.8372	.1705	99.19
Pitch Motion(Std.Dev.)	.2325	1.2840	.2070	99.19
Yaw Motion(Std.Dev.)	.3459	.6925	.0971	99.19
Strain No. 1(Std.Dev.)	13.0666	40.3700	9.1110	100.00
Strain No. 9(Std.Dev.)	11.6411	34.7300	7.9098	100.00
Strain No.11(Std.Dev.)	8.8355	26.2500	5.9750	100.00





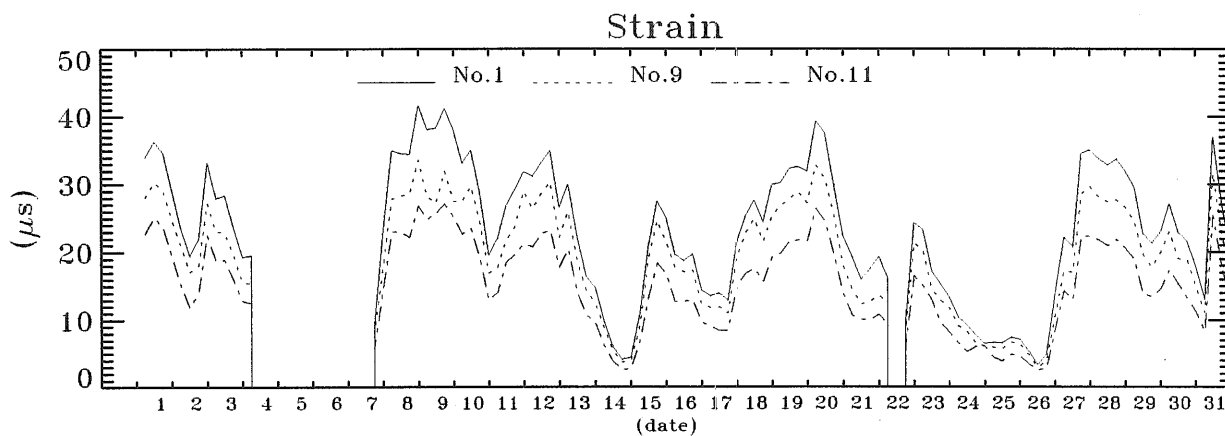
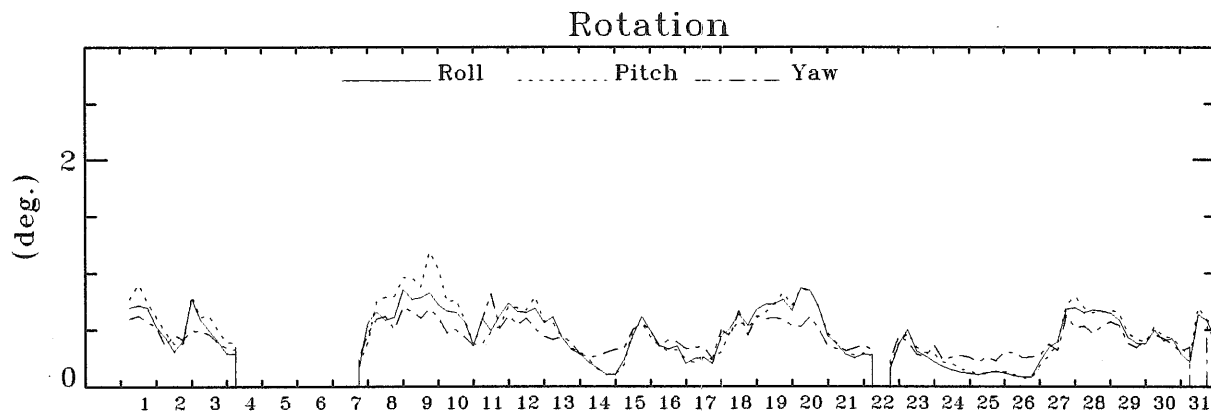
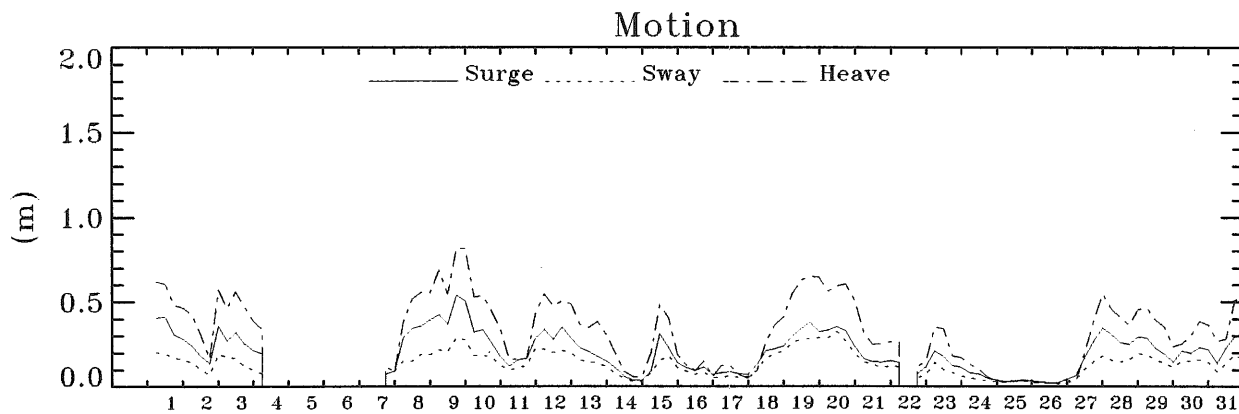
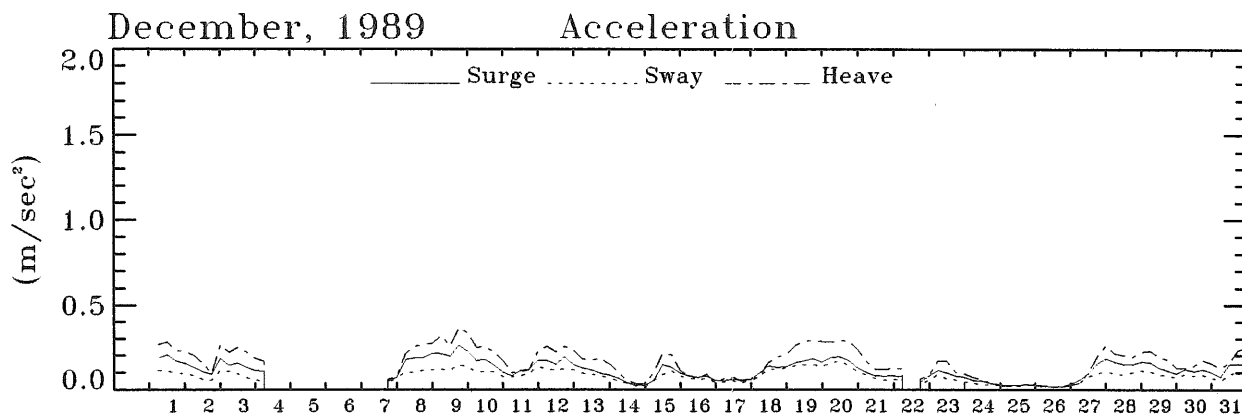
*** 月の統計量 <<< 1989 年 11 月 >>> ***				
I T E M	Mean	Maximum	Std.Dev.	測得率(%)
Wind Speed (mean)	7.2221	21.2300	4.4507	100.00
Wave Height(H _{1/3})	1.5648	6.1900	1.3288	100.00
Wave Period(T _{H_{1/3}})	6.6358	10.5500	1.5584	100.00
Current Speed (mean)	16.5391	66.6400	15.3337	99.17
(every hour)	16.6783	66.6400	15.1450	100.00
Surge Acc.(Std.Dev.)	.0801	.3314	.0739	100.00
Sway Acc.(Std.Dev.)	.0593	.1865	.0429	100.00
Heave Acc.(Std.Dev.)	.1124	.4816	.1119	98.33
Surge Motion(Std.Dev.)	.1590	.9314	.1936	100.00
Sway Motion(Std.Dev.)	.1047	.4583	.1031	100.00
Heave Motion(Std.Dev.)	.2449	1.3500	.3016	98.33
Roll Motion(Std.Dev.)	.3116	1.2930	.2557	100.00
Pitch Motion(Std.Dev.)	.3743	2.5040	.4247	100.00
Yaw Motion(Std.Dev.)	.3912	.8928	.1458	99.17
Strain No. 1(Std.Dev.)	16.7349	48.2500	10.7863	100.00
Strain No. 9(Std.Dev.)	14.4830	39.8000	9.1273	100.00
Strain No.11(Std.Dev.)	11.0704	30.9100	6.8927	100.00

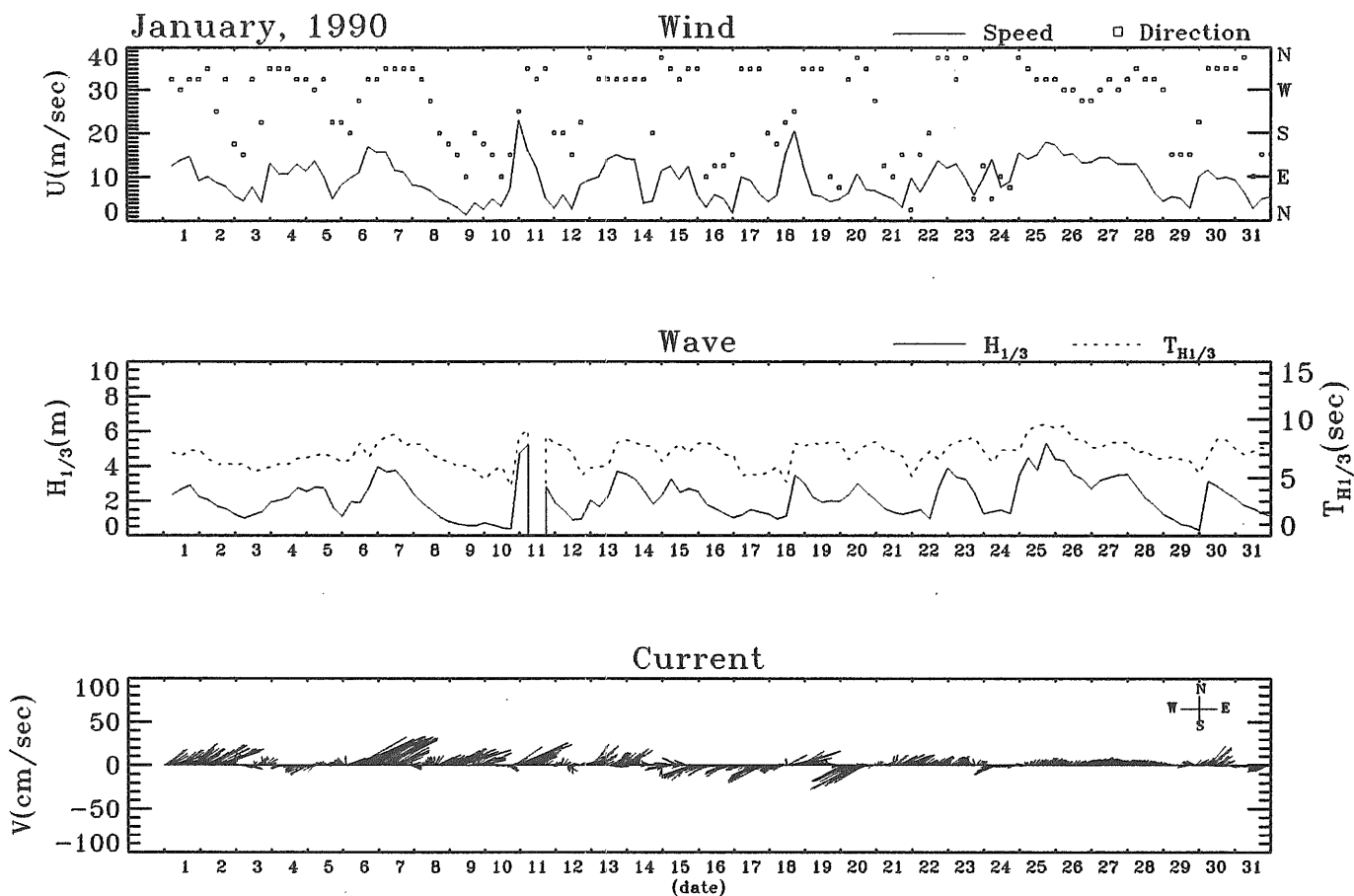




*** 月の統計量 <<< 1989 年 12 月 >>> ***

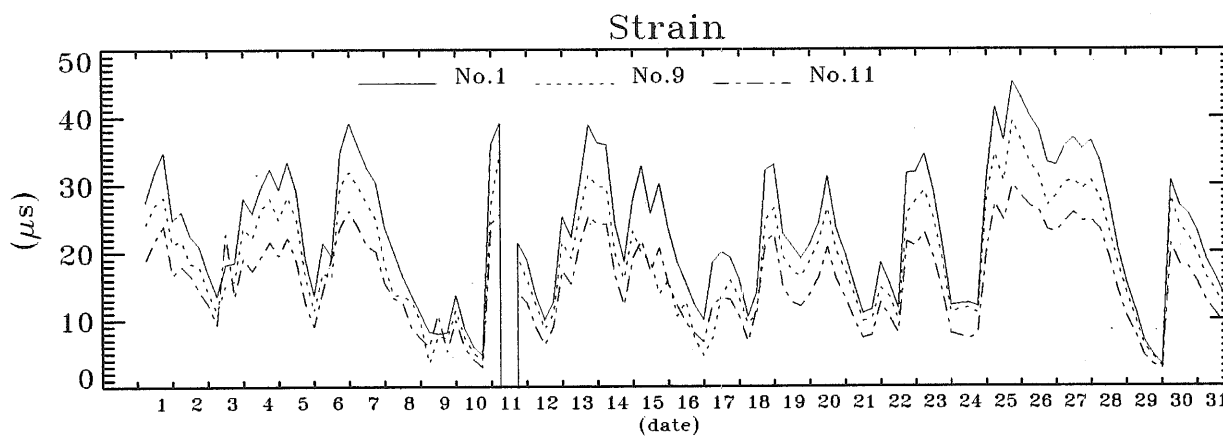
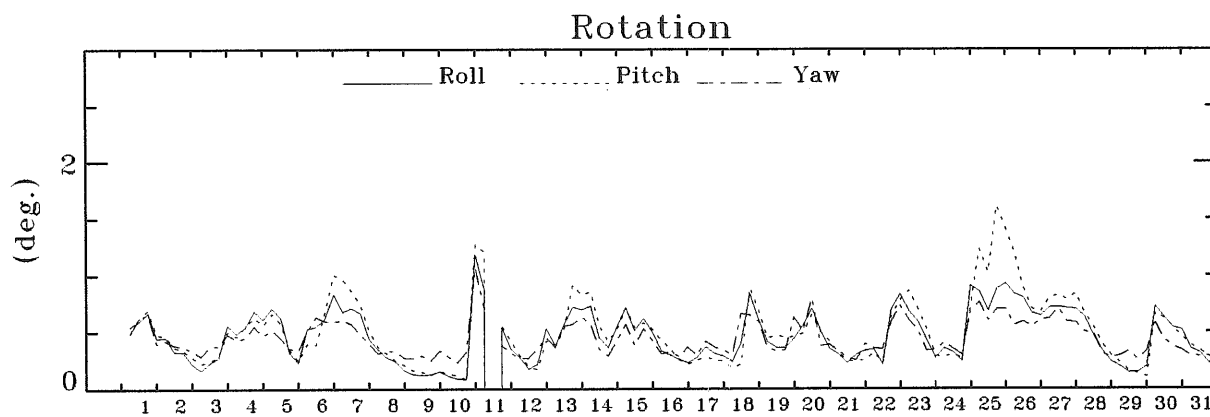
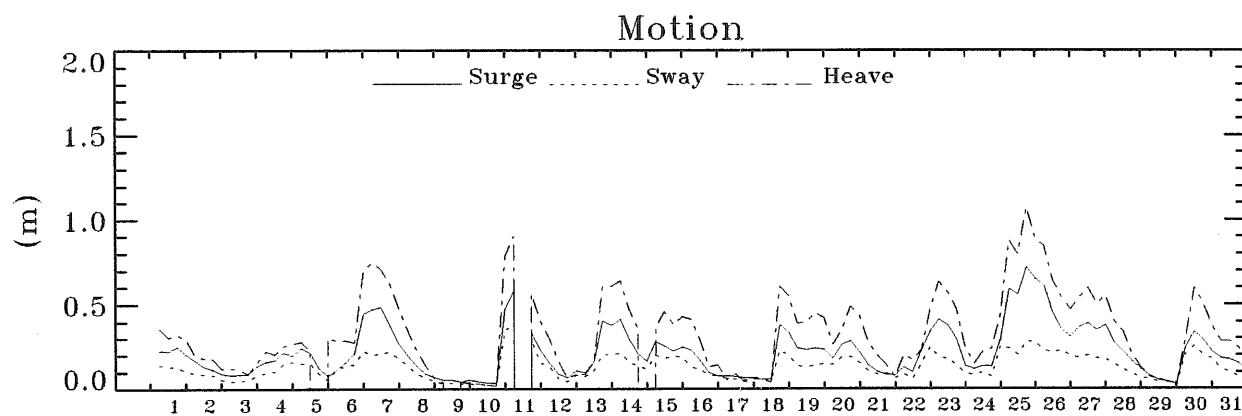
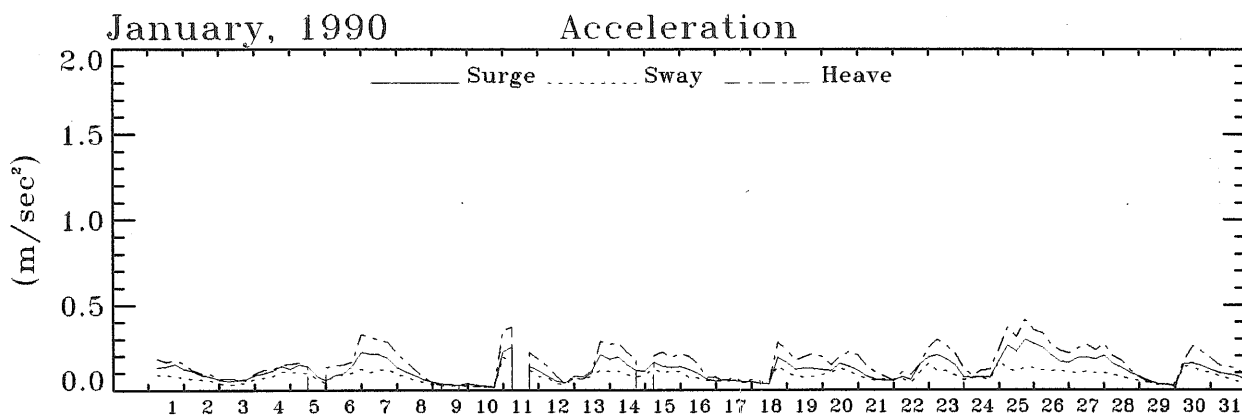
I T E M :	Mean	Maximum	Std.Dev.	測得率(%)
Wind Speed (mean)	9.3839	16.9400	4.3355	88.71
Wave Hight($H_{1/3}$)	2.0762	4.3100	.9708	88.71
Wave Period($T_{H_{1/3}}$)	7.1372	8.9500	.9217	88.71
Current Speed (mean)	17.4882	63.3300	13.1110	99.19
(every hour)	17.5701	76.6100	13.4049	99.73
Surge Acc.(Std.Dev.)	.1127	.2584	.0554	88.71
Sway Acc.(Std.Dev.)	.0807	.1704	.0360	88.71
Heave Acc.(Std.Dev.)	.1603	.3630	.0870	88.71
Surge Motion(Std.Dev.)	.2048	.5381	.1166	88.71
Sway Motion(Std.Dev.)	.1358	.3259	.0721	88.71
Heave Motion(Std.Dev.)	.3262	.8152	.2001	88.71
Roll Motion(Std.Dev.)	.4487	.8649	.2177	88.71
Pitch Motion(Std.Dev.)	.4776	1.1930	.2463	88.71
Yaw Motion(Std.Dev.)	.4331	.8160	.1321	87.90
Strain No. 1(Std.Dev.)	23.0215	41.6200	9.9108	88.71
Strain No. 9(Std.Dev.)	19.3103	33.6300	8.1073	88.71
Strain No.11(Std.Dev.)	15.0970	27.1100	6.6720	88.71

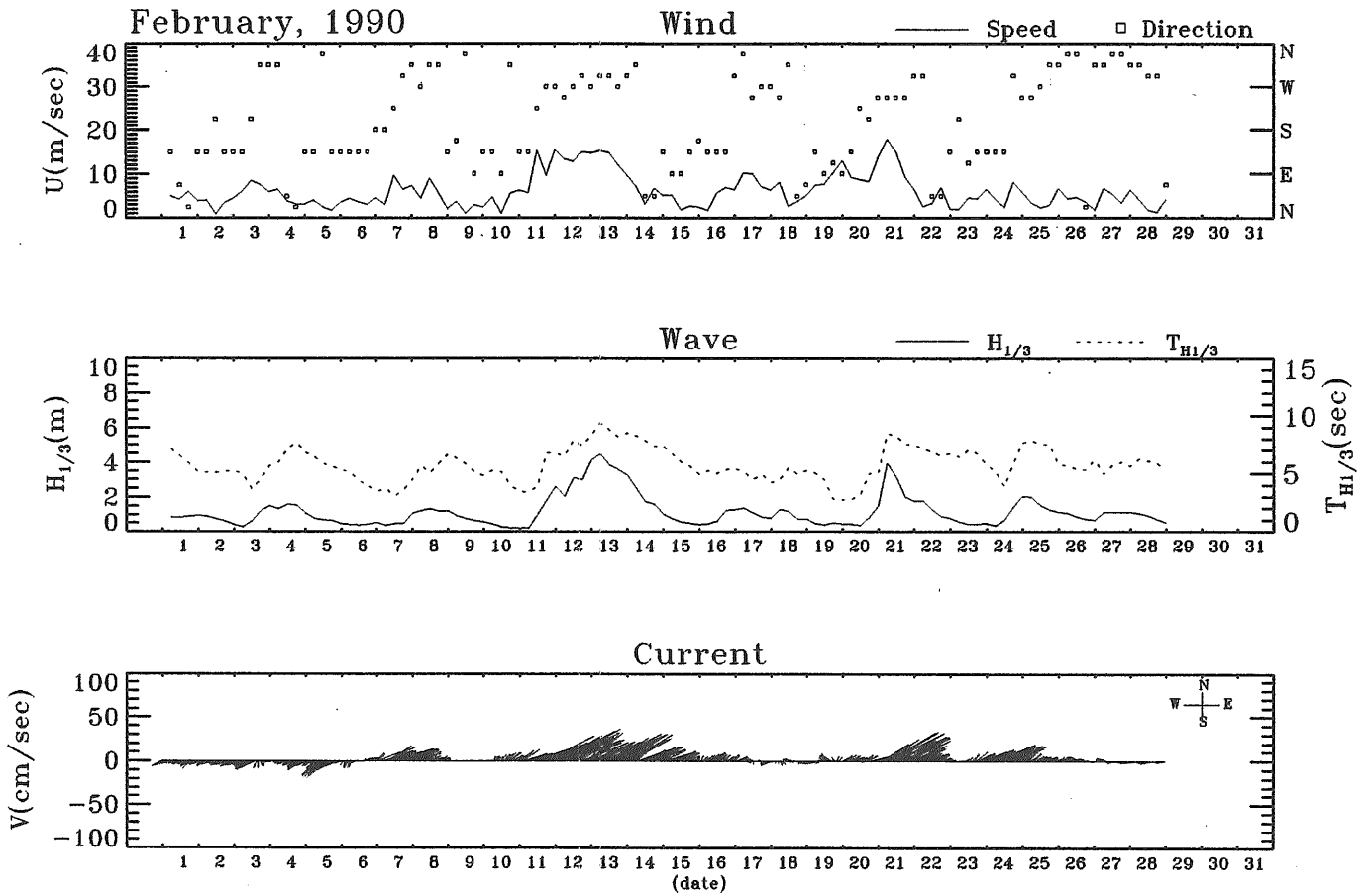




*** 月の統計量 <<< 1990 年 1 月 >>> ***

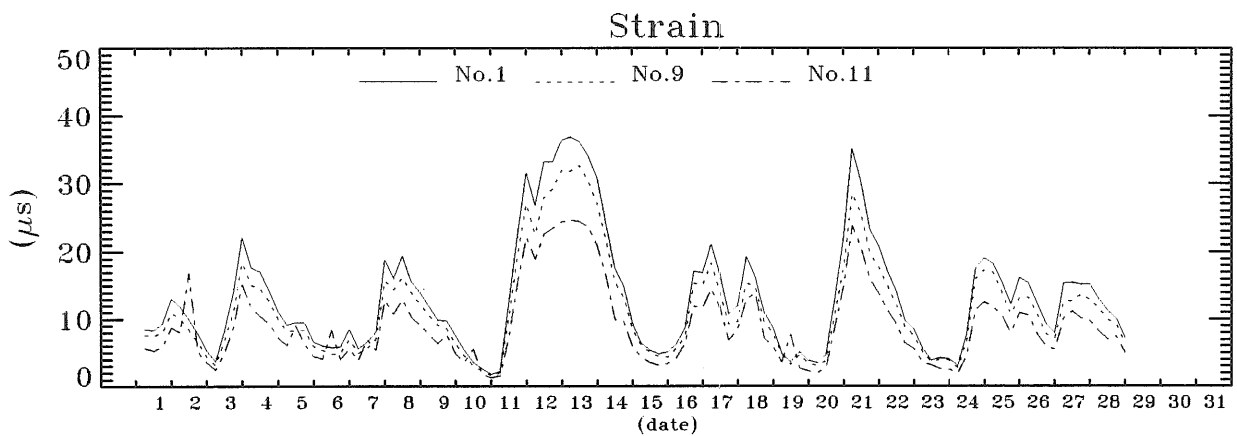
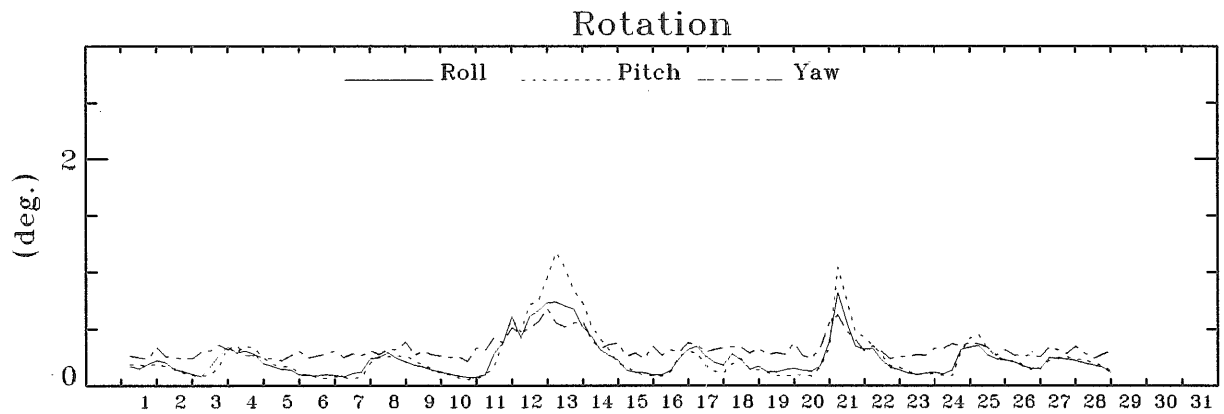
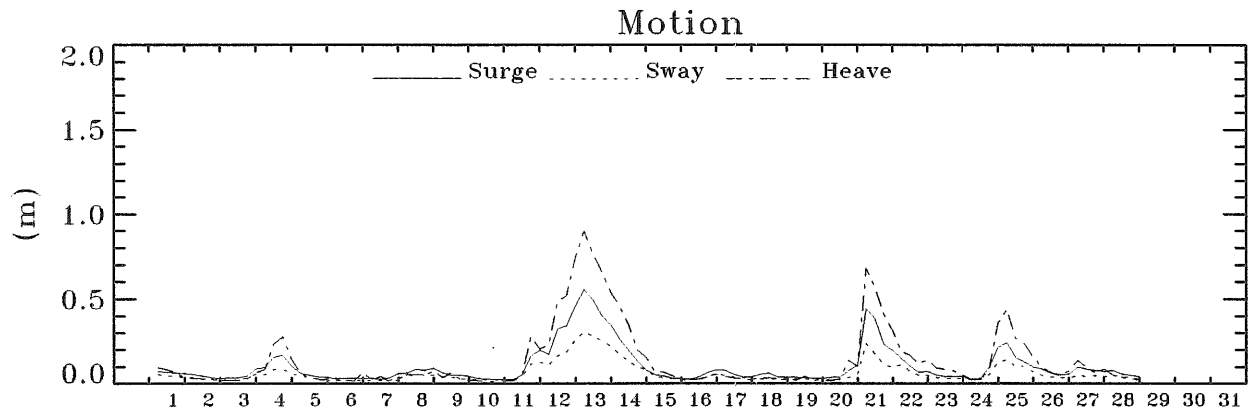
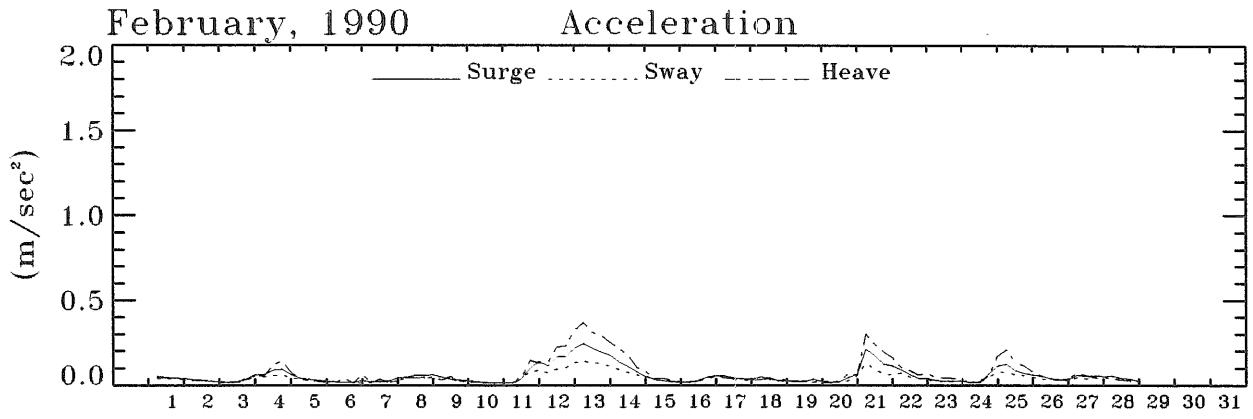
I T E M :	Mean	Maximum	Std.Dev.	測得率 (%)
Wind Speed (mean)	9.2443	22.9900	4.3751	100.00
Wave Hight($H_{1/3}$)	2.1691	5.3200	1.0882	99.19
Wave Period($T_{H_{1/3}}$)	7.1510	9.6100	1.0784	99.19
Current Speed (mean)	14.6251	67.0900	12.4847	97.58
(every hour)	14.9659	69.3700	12.0698	98.79
Surge Acc.(Std.Dev.)	.1152	.2943	.0618	99.19
Sway Acc.(Std.Dev.)	.0811	.1946	.0347	99.19
Heave Acc.(Std.Dev.)	.1606	.4122	.0927	96.77
Surge Motion(Std.Dev.)	.2158	.7169	.1465	99.19
Sway Motion(Std.Dev.)	.1316	.3730	.0722	99.19
Heave Motion(Std.Dev.)	.3315	1.0710	.2308	96.77
Roll Motion(Std.Dev.)	.4608	1.1850	.2280	99.19
Pitch Motion(Std.Dev.)	.5013	1.6110	.2949	99.19
Yaw Motion(Std.Dev.)	.4418	1.0730	.1519	99.19
Strain No. 1(Std.Dev.)	22.9990	45.1900	9.8844	99.19
Strain No. 9(Std.Dev.)	19.0870	39.3700	8.3971	99.19
Strain No.11(Std.Dev.)	15.7097	30.0300	6.6678	99.19

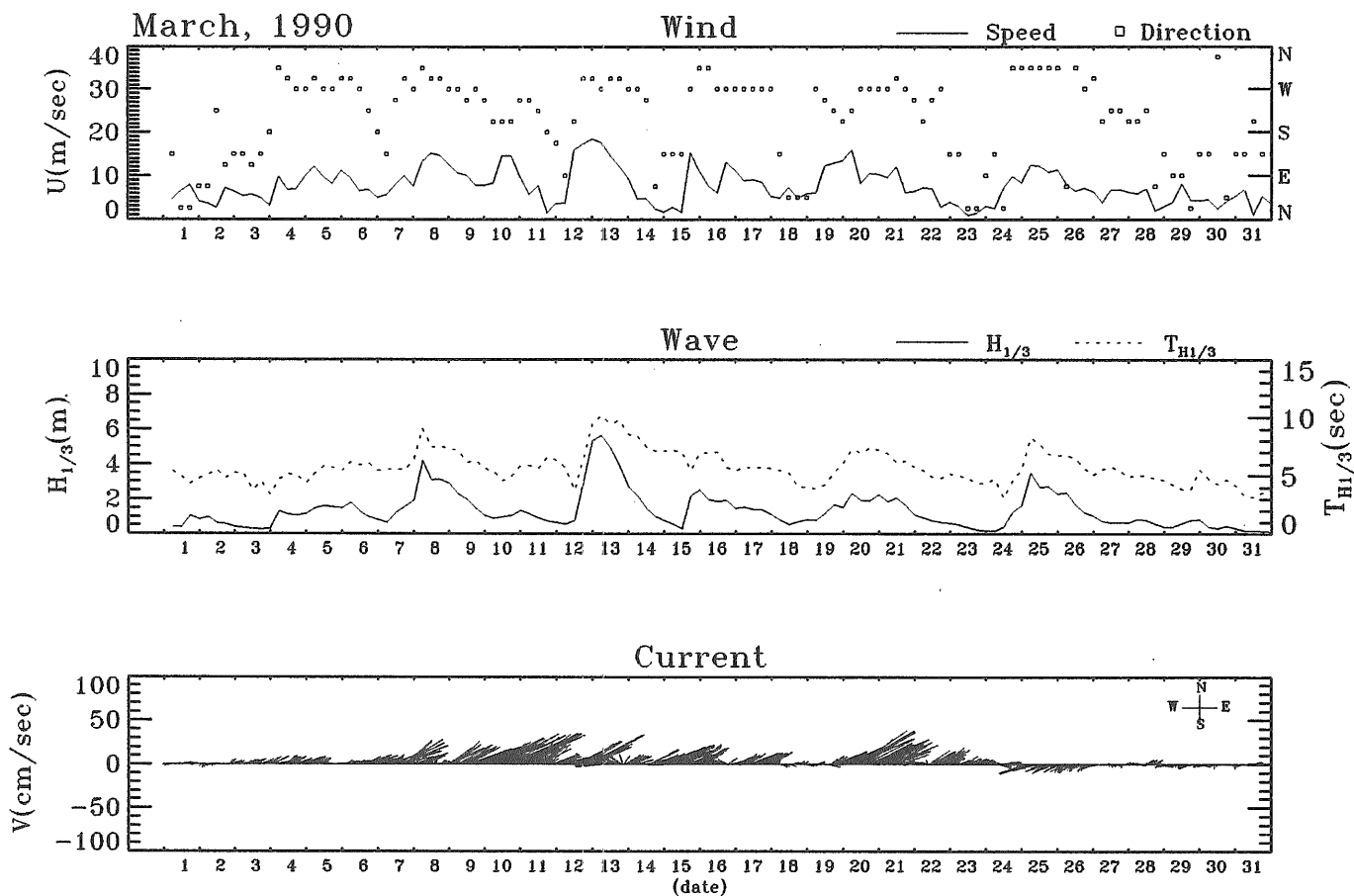




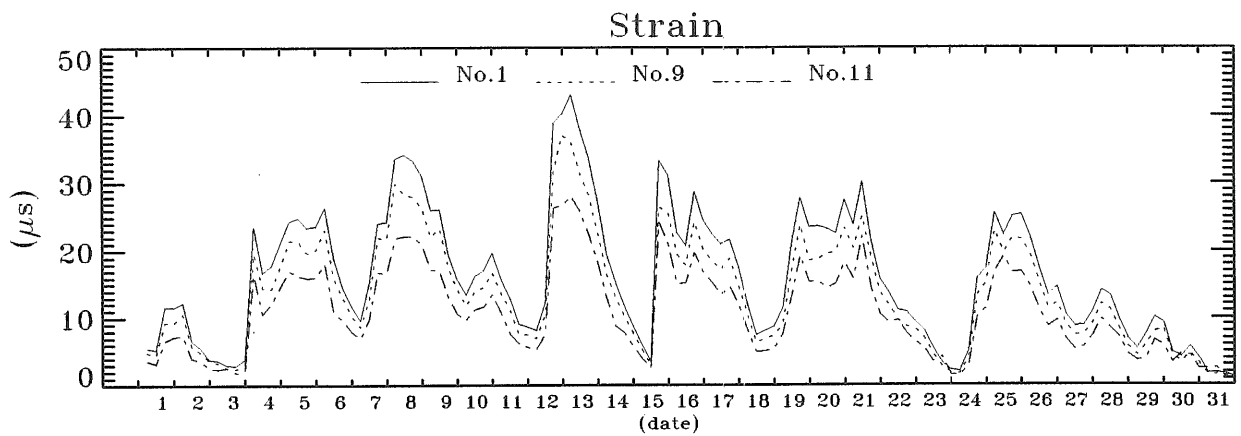
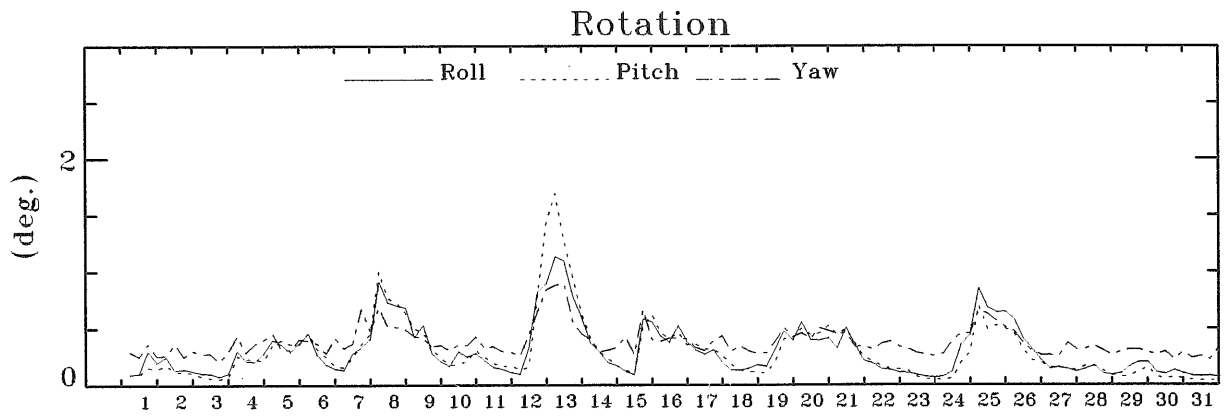
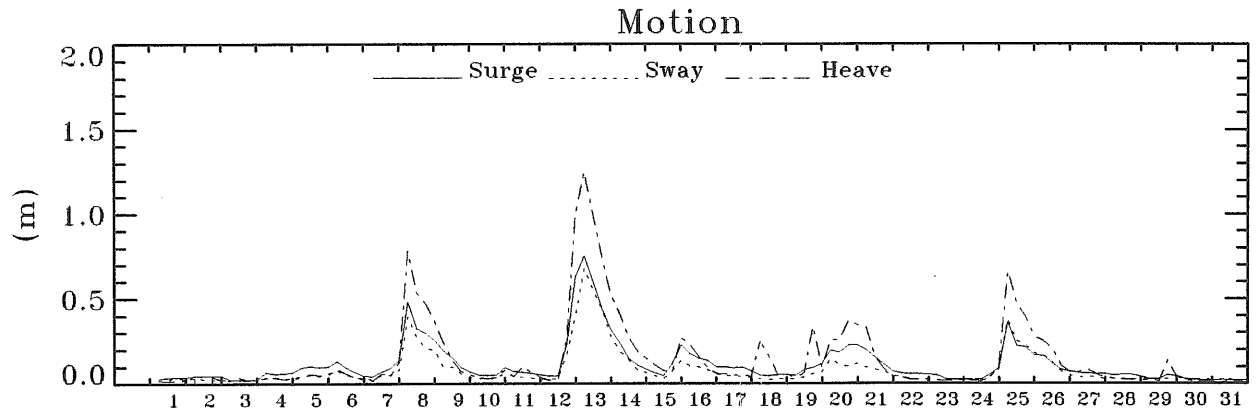
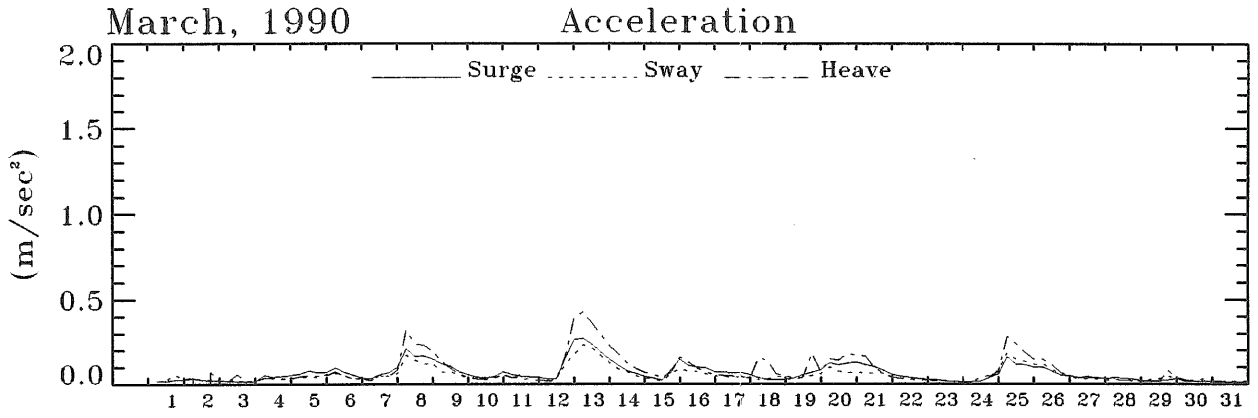
*** 月の統計量 <<< 1990 年 2 月 >>> ***

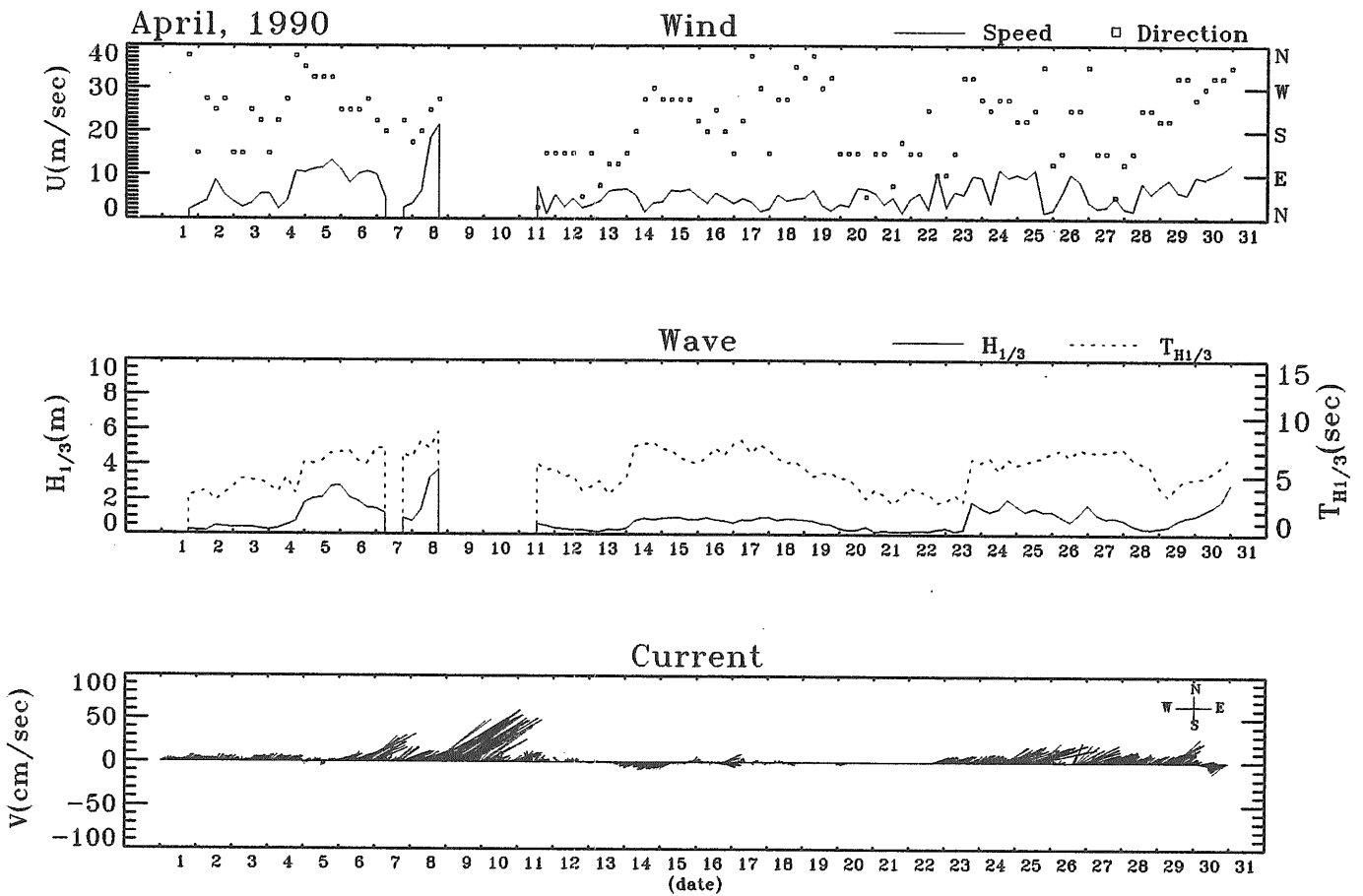
I T E M	Mean	Maximum	Std.Dev.	測得率(%)
Wind Speed (mean)	6.1165	17.8400	3.7999	100.00
Wave Hight($H_{1/3}$)	1.1327	4.4600	.8892	100.00
Wave Period($T_{H_{1/3}}$)	5.7887	9.3700	1.4389	100.00
Current Speed (mean)	15.3159	66.6300	14.9154	99.11
(every hour)	15.1918	66.6300	14.3830	99.55
Surge Acc.(Std.Dev.)	.0570	.2412	.0501	100.00
Sway Acc.(Std.Dev.)	.0445	.1426	.0285	100.00
Heave Acc.(Std.Dev.)	.0716	.3673	.0772	100.00
Surge Motion(Std.Dev.)	.0987	.5564	.1085	100.00
Sway Motion(Std.Dev.)	.0622	.3086	.0600	100.00
Heave Motion(Std.Dev.)	.1327	.8987	.1838	100.00
Roll Motion(Std.Dev.)	.2322	.8134	.1596	100.00
Pitch Motion(Std.Dev.)	.2517	1.1730	.2221	100.00
Yaw Motion(Std.Dev.)	.3269	.6762	.0906	100.00
Strain No. 1(Std.Dev.)	13.2039	36.8000	8.5042	100.00
Strain No. 9(Std.Dev.)	11.4887	32.7000	7.3204	100.00
Strain No.11(Std.Dev.)	9.1317	24.6400	5.8078	100.00





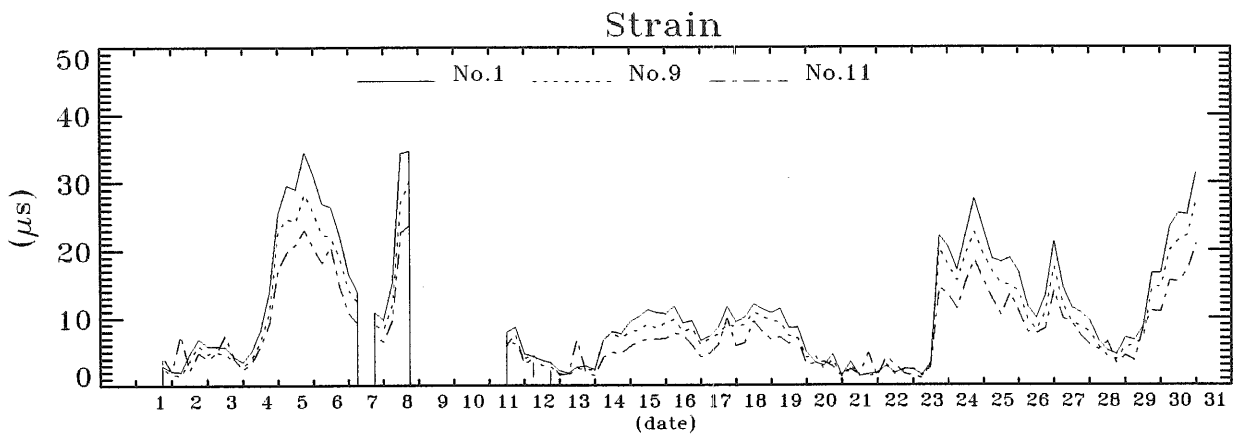
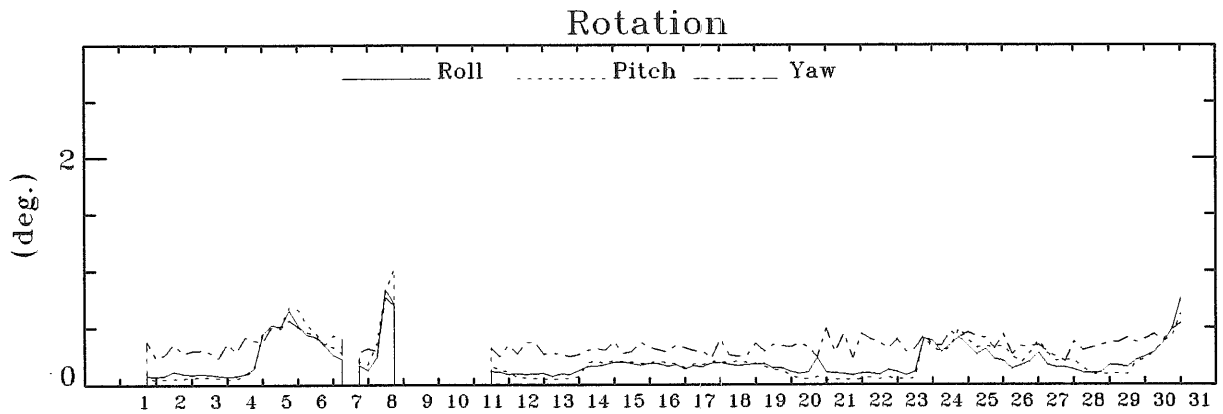
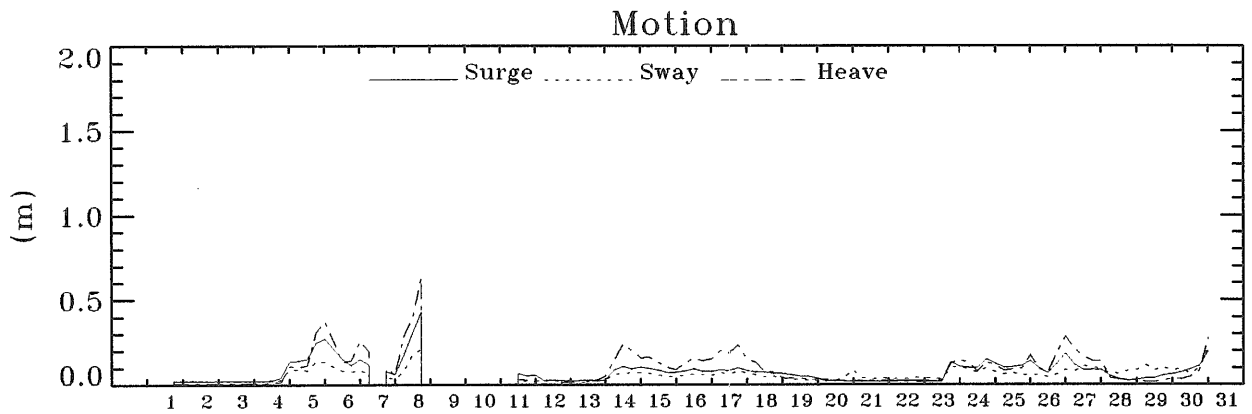
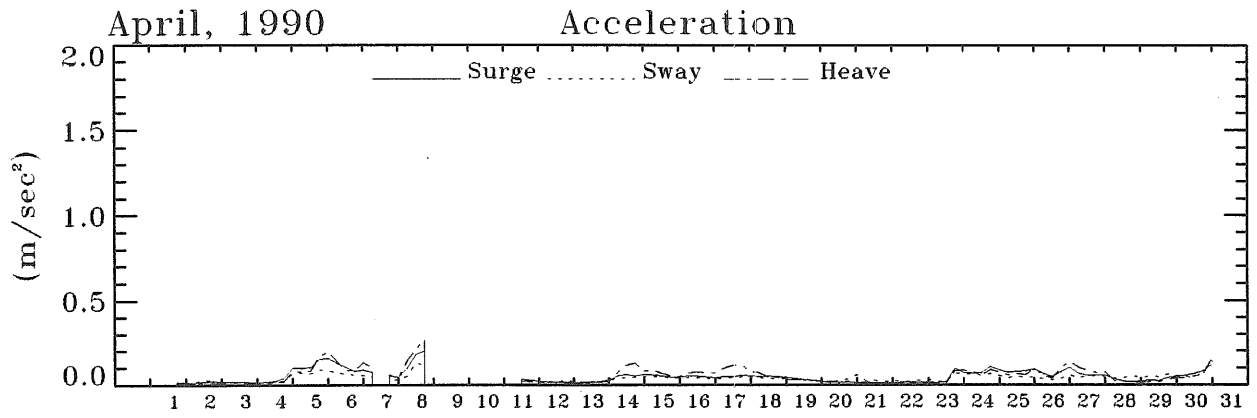
*** 月の統計量 <<< 1990 年 3 月 >>> ***				
I T E M	Mean	Maximum	Std.Dev.	測得率(%)
Wind Speed (mean)	7.6493	18.4100	3.9874	100.00
Wave Hight($H_{1/3}$)	1.3131	5.6100	1.0425	100.00
Wave Period($T_{H_{1/3}}$)	5.7051	10.1600	1.3921	100.00
Current Speed (mean)	16.8866	72.3100	15.7738	98.39
(every hour)	16.5380	72.3100	15.8605	99.33
Surge Acc.(Std.Dev.)	.0622	.2694	.0529	100.00
Sway Acc.(Std.Dev.)	.0531	.2333	.0433	100.00
Heave Acc.(Std.Dev.)	.0778	.4257	.0838	99.19
Surge Motion(Std.Dev.)	.1090	.7523	.1219	100.00
Sway Motion(Std.Dev.)	.0804	.6780	.1067	100.00
Heave Motion(Std.Dev.)	.1429	1.2480	.2146	99.19
Roll Motion(Std.Dev.)	.2983	1.1280	.2262	100.00
Pitch Motion(Std.Dev.)	.2980	1.6930	.2710	100.00
Yaw Motion(Std.Dev.)	.3815	.8996	.1271	100.00
Strain No. 1(Std.Dev.)	16.0699	43.0800	9.7523	100.00
Strain No. 9(Std.Dev.)	13.7317	37.1500	8.2966	100.00
Strain No.11(Std.Dev.)	10.8481	28.0800	6.5796	100.00

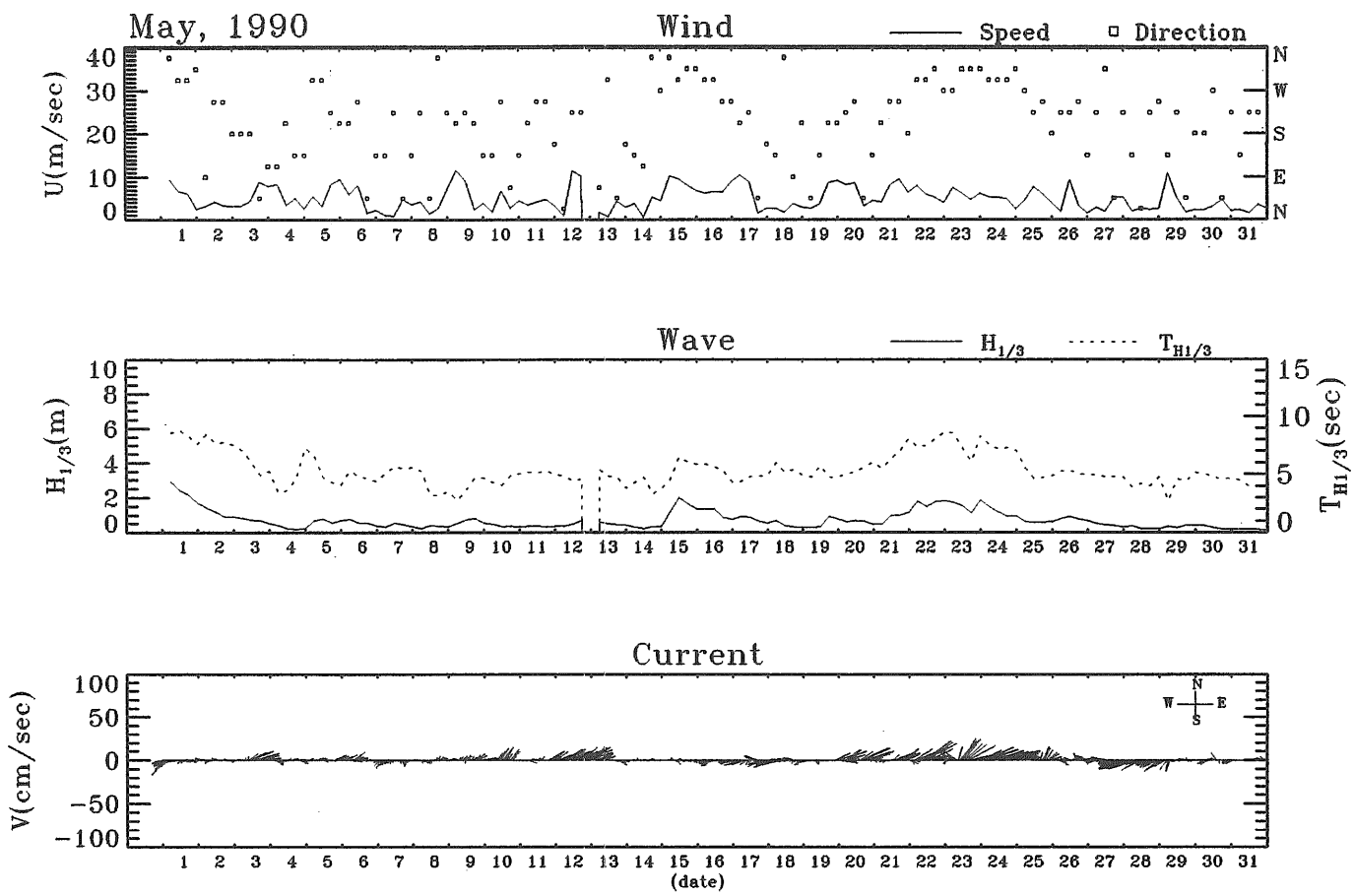




*** 月の統計量 <<< 1990 年 4 月 >>> ***

I T E M :	Mean	Maximum	Std.Dev.	測得率(%)
Wind Speed (mean)	6.0649	21.6800	3.5998	89.17
Wave Hight($H_{1/3}$)	.9056	3.7000	.7224	89.17
Wave Period($T_{H_{1/3}}$)	5.6112	8.7700	1.5115	89.17
Current Speed (mean)	14.3990	90.4700	16.7957	90.83
(every hour)	14.3149	90.4700	17.2446	91.81
Surge Acc.(Std.Dev.)	.0478	.2005	.0386	89.17
Sway Acc.(Std.Dev.)	.0406	.1390	.0231	89.17
Heave Acc.(Std.Dev.)	.0555	.2705	.0501	88.33
Surge Motion(Std.Dev.)	.0778	.4292	.0665	89.17
Sway Motion(Std.Dev.)	.0611	.2184	.0378	89.17
Heave Motion(Std.Dev.)	.0975	.6325	.1020	88.33
Roll Motion(Std.Dev.)	.2023	.8348	.1525	89.17
Pitch Motion(Std.Dev.)	.2081	1.0180	.1788	89.17
Yaw Motion(Std.Dev.)	.3517	.7666	.0922	89.17
Strain No. 1(Std.Dev.)	11.4005	34.6400	8.7465	89.17
Strain No. 9(Std.Dev.)	9.7193	30.2700	7.3503	89.17
Strain No.11(Std.Dev.)	8.1393	23.8000	5.6598	88.33





*** 月の統計量 <<< 1990 年 5 月 >>> ***

I T E M	:	Mean	Maximum	Std.Dev.	測得率(%)
Wind Speed (mean)		4.8299	11.5600	2.7813	99.19
Wave Hight(H _{1/3})		.6977	2.9000	.5213	99.19
Wave Period(T _{H1/3})		5.3631	8.8300	1.3749	99.19
Current Speed (mean)		8.8707	31.7500	8.5397	98.39
(every hour)		8.8090	35.1800	8.2068	99.46
Surge Acc.(Std.Dev.)		.0343	.1371	.0269	99.19
Sway Acc.(Std.Dev.)		.0335	.1399	.0239	99.19
Heave Acc.(Std.Dev.)		.0526	.2429	.0516	95.97
Surge Motion(Std.Dev.)		.0617	.3142	.0593	99.19
Sway Motion(Std.Dev.)		.0490	.3059	.0523	99.19
Heave Motion(Std.Dev.)		.0914	.5909	.1172	95.97
Roll Motion(Std.Dev.)		.1604	.6168	.0981	99.19
Pitch Motion(Std.Dev.)		.1462	.5726	.1033	99.19
Yaw Motion(Std.Dev.)		.3760	1.2510	.1593	98.39
Strain No. 1(Std.Dev.)		8.8854	24.0300	4.8846	99.19
Strain No. 9(Std.Dev.)		7.6461	21.2800	4.2595	99.19
Strain No.11(Std.Dev.)		6.5186	16.7300	3.2367	98.39