

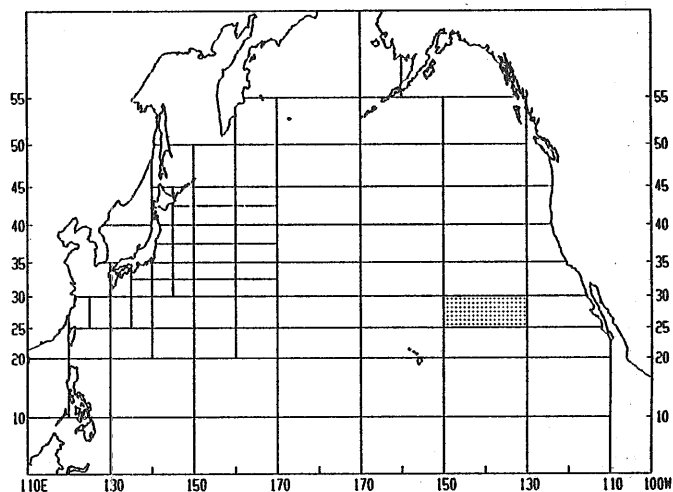
1980-1989 All seasons

AREA W18
(25.0N-30.0N, 150.0W-130.0W)

MEAN OF WAVE HEIGHT 2.19 M
MEAN OF WAVE PERIOD 7.27SEC

| HEIGHT (M) | 0- | 5- | 6- | 7- | 8- | 9- | 10- | 11- | 12- | 13- | 14- | TOTAL |
|------------|------|------|-------|-------|------|------|------|-------|-------|-------|------|--------|
| 14.75- | | | | | | | | | | | | 0 |
| 13.75- | | | | | | | | | | | | 0 |
| 12.75- | | | | | | | | | | | | 0 |
| 11.75- | | | | | | | | | | 1 | | 1 |
| 10.75- | | | | | | | | | 2 | 3 | | 5 |
| 9.75- | | | | | | | | | 4 | 14 | | 18 |
| 8.75- | | | | | | | | 3 | 25 | 4 | | 32 |
| 7.75- | | | | | | | 2 | 31 | 34 | | | 67 |
| 6.75- | | | | | | | 21 | 98 | 9 | | | 128 |
| 5.75- | | | | | | 11 | 271 | 58 | | | | 340 |
| 4.75- | | | | | | 443 | 510 | | | | | 953 |
| 3.75- | | | | | | 302 | 1979 | 26 | | | 1 | 2308 |
| 2.75- | | | | 122 | 6748 | 915 | 10 | 1 | 1 | | | 7797 |
| 1.75- | | | 7 | 21636 | 8296 | 314 | 21 | 6 | | | | 30280 |
| 0.75- | | | 41973 | 54197 | 6321 | 823 | 49 | | | | | 103363 |
| 0.00- | | 285 | 41055 | 25800 | 5952 | 679 | 12 | | | | | 73783 |
| TOTAL | | 16 | 29 | | | | | | | | | 45 |
| MAX | 0.00 | 1.60 | 2.80 | 4.20 | 5.60 | 7.10 | 9.00 | 10.40 | 11.90 | 13.10 | 0.00 | 219120 |

DATE (MAX HEIGHT) 12h 14-FEB-86



1980-1989 Spring

AREA W18
(25.0N-30.0N, 150.0W-130.0W)

MEAN OF WAVE HEIGHT 2.27 M
MEAN OF WAVE PERIOD 7.38SEC

| HEIGHT (M) | 0- | 5- | 6- | 7- | 8- | 9- | 10- | 11- | 12- | 13- | 14- | TOTAL |
|------------|------|------|-------|-------|------|------|------|------|-------|-------|------|-------|
| 14.75- | | | | | | | | | | | | 0 |
| 13.75- | | | | | | | | | | | | 0 |
| 12.75- | | | | | | | | | | | | 0 |
| 11.75- | | | | | | | | | | 1 | | 1 |
| 10.75- | | | | | | | | | 1 | 7 | | 8 |
| 9.75- | | | | | | | | | 1 | 5 | 2 | 8 |
| 8.75- | | | | | | | | | 9 | 14 | | 23 |
| 7.75- | | | | | | | 2 | 29 | 2 | | | 33 |
| 6.75- | | | | | | 2 | 62 | 29 | | | | 93 |
| 5.75- | | | | | | 98 | 148 | | | | | 246 |
| 4.75- | | | | | 62 | 553 | 4 | | | | | 619 |
| 3.75- | | | | 24 | 1914 | 249 | | | | | | 2187 |
| 2.75- | | | 3 | 6121 | 2518 | 76 | 1 | | | | | 8719 |
| 1.75- | | | 9591 | 15492 | 1956 | 259 | 3 | | | | | 27301 |
| 0.75- | | 25 | 7139 | 6790 | 1795 | 200 | 4 | | | | | 15953 |
| 0.00- | | | 3 | 6 | | | | | | | | 9 |
| TOTAL | 0 | 25 | 16736 | 28433 | 8245 | 1437 | 224 | 68 | 23 | 9 | 0 | 55200 |
| MAX | 0.00 | 1.60 | 2.80 | 4.20 | 5.50 | 7.10 | 7.80 | 9.80 | 11.80 | 11.50 | 0.00 | |

DATE (MAX HEIGHT) 00h 04-MAR-85

1980-1989 Summer

AREA W18
(25.0N-30.0N, 150.0W-130.0W)

MEAN OF WAVE HEIGHT 1.94 M
MEAN OF WAVE PERIOD 6.98SEC

| HEIGHT (M) | 0- | 5- | 6- | 7- | 8- | 9- | 10- | 11- | 12- | 13- | 14- | TOTAL |
|------------|------|------|-------|-------|------|------|------|------|------|------|------|-------|
| 14.75- | | | | | | | | | | | | 0 |
| 13.75- | | | | | | | | | | | | 0 |
| 12.75- | | | | | | | | | | | | 0 |
| 11.75- | | | | | | | | | | | | 0 |
| 10.75- | | | | | | | | | | | | 0 |
| 9.75- | | | | | | | | | | | | 0 |
| 8.75- | | | | | | | | | | | | 0 |
| 7.75- | | | | | | | | | | | | 0 |
| 6.75- | | | | | | | | | | | | 0 |
| 5.75- | | | | | | | | | | | | 1 |
| 4.75- | | | | | | | | | | | | 20 |
| 3.75- | | | | | | | | | | | | 328 |
| 2.75- | | | | | | | | | | | | 4980 |
| 1.75- | | | | | | | | | | | | 26078 |
| 0.75- | | | | | | | | | | | | 23785 |
| 0.00- | | | | | | | | | | | | 8 |
| TOTAL | 0 | 93 | 29884 | 22340 | 2691 | 189 | 3 | 0 | 0 | 0 | 0 | 55200 |
| MAX | 0.00 | 1.50 | 2.60 | 3.70 | 4.90 | 5.60 | 5.80 | 0.00 | 0.00 | 0.00 | 0.00 | |

DATE (MAX HEIGHT) 12h 15-JUN-81

1980-1989 Autumn

AREA W18
(25.0N-30.0N, 150.0W-130.0W)

MEAN OF WAVE HEIGHT 1.98 M
MEAN OF WAVE PERIOD 7.14SEC

| HEIGHT (M) | 0- | 5- | 6- | 7- | 8- | 9- | 10- | 11- | 12- | 13- | 14- | TOTAL |
|------------|------|------|-------|-------|------|-------|-------|------|------|------|------|-------|
| 14.75- | | | | | | | | | | | | 0 |
| 13.75- | | | | | | | | | | | | 0 |
| 12.75- | | | | | | | | | | | | 0 |
| 11.75- | | | | | | | | | | | | 0 |
| 10.75- | | | | | | | | | | | | 0 |
| 9.75- | | | | | | | | | | | | 0 |
| 8.75- | | | | | | | | | | | | 0 |
| 7.75- | | | | | | | | | | | | 0 |
| 6.75- | | | | | | 3 | 23 | 2 | | | | 28 |
| 5.75- | | | | | | 37 | 26 | | | | | 63 |
| 4.75- | | | | | | 24 | 172 | | | | | 196 |
| 3.75- | | | | | | 19 | 895 | 74 | | | | 988 |
| 2.75- | | | | | | 2 | 4060 | 1197 | 24 | | | 5283 |
| 1.75- | | | | | | 10419 | 12767 | 1408 | 161 | 21 | | 24776 |
| 0.75- | | | | | | 103 | 13356 | 7775 | 1780 | 220 | 7 | 23241 |
| 0.00- | | | | | | 9 | 16 | | | | | 25 |
| TOTAL | 0 | 103 | 23786 | 24637 | 5304 | 691 | 77 | 2 | 0 | 0 | 0 | 54600 |
| MAX | 0.00 | 1.60 | 2.80 | 4.00 | 5.40 | 7.10 | 7.60 | 7.50 | 0.00 | 0.00 | 0.00 | |

DATE (MAX HEIGHT) 06h 27-NOV-81

1980-1989 Winter

AREA W18
(25.0N-30.0N, 150.0W-130.0W)

MEAN OF WAVE HEIGHT 2.59 M
MEAN OF WAVE PERIOD 7.58SEC

| HEIGHT (M) | 0- | 5- | 6- | 7- | 8- | 9- | 10- | 11- | 12- | 13- | 14- | TOTAL |
|------------|------|------|-------|-------|-------|------|------|-------|-------|-------|-------|-------|
| 14.75- | | | | | | | | | | | | 0 |
| 13.75- | | | | | | | | | | | | 0 |
| 12.75- | | | | | | | | | | 1 | | 1 |
| 11.75- | | | | | | | | | | 1 | 3 | 4 |
| 10.75- | | | | | | | | | | 3 | 7 | 10 |
| 9.75- | | | | | | | | | | 2 | 20 | 24 |
| 8.75- | | | | | | | | | 2 | 22 | 20 | 44 |
| 7.75- | | | | | | | | | 19 | 69 | 7 | 95 |
| 6.75- | | | | | | | | | 6 | 186 | 27 | 219 |
| 5.75- | | | | | | | | | | 308 | 335 | 643 |
| 4.75- | | | | | | | | | | 215 | 1235 | 1473 |
| 3.75- | | | | | | | | | | 79 | 3631 | 4294 |
| 2.75- | | | | | | | | | | 2 | 7234 | 11298 |
| 1.75- | | | | | | | | | | 7669 | 14753 | 25208 |
| 0.75- | | | | | | | | | | 64 | 4971 | 10804 |
| 0.00- | | | | | | | | | | 3 | | 3 |
| TOTAL | 0 | 64 | 12645 | 26374 | 11379 | 2847 | 618 | 127 | 52 | 14 | 0 | 54120 |
| MAX | 0.00 | 1.60 | 2.80 | 4.10 | 5.60 | 7.00 | 9.00 | 10.40 | 11.90 | 13.10 | 0.00 | |

DATE (MAX HEIGHT) 12h 14-FEB-86

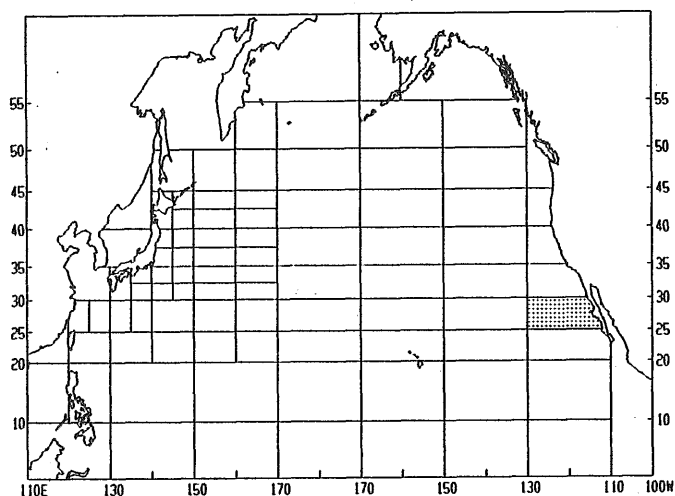
1980-1989 All seasons

AREA W19
(25.0N-30.0N, 130.0W-110.0W)

MEAN OF WAVE HEIGHT 1.94 M
MEAN OF WAVE PERIOD 7.17SEC

| HEIGHT (M) | 0- | 5- | 6- | 7- | 8- | 9- | 10- | 11- | 12- | 13- | 14- | TOTAL |
|------------|------|------|-------|-------|-------|-------|------|------|------|------|------|--------|
| 14.75- | | | | | | | | | | | | 0 |
| 13.75- | | | | | | | | | | | | 0 |
| 12.75- | | | | | | | | | | | | 0 |
| 11.75- | | | | | | | | | | | | 0 |
| 10.75- | | | | | | | | | | | | 0 |
| 9.75- | | | | | | | | | | | | 0 |
| 8.75- | | | | | | | | 2 | 4 | | | 6 |
| 7.75- | | | | | | | 2 | 13 | 1 | | | 16 |
| 6.75- | | | | | | 1 | 38 | 10 | | | | 49 |
| 5.75- | | | | | | | 62 | 128 | | | | 190 |
| 4.75- | | | | | 54 | 568 | 9 | | | | | 631 |
| 3.75- | | | | 31 | 2443 | 360 | 1 | | | | | 2835 |
| 2.75- | | | 2 | 9442 | 4249 | 148 | 1 | | | | | 13842 |
| 1.75- | | | | 23246 | 32872 | 4420 | 443 | 74 | 9 | | | 61064 |
| 0.75- | | | | 1960 | 35382 | 22079 | 5582 | 807 | 68 | 14 | | 65892 |
| 0.00- | | | | 248 | 819 | 480 | 16 | | | | | 1563 |
| TOTAL | 0 | 2208 | 59449 | 64904 | 16764 | 2389 | 321 | 48 | 5 | 0 | 0 | 146088 |
| MAX | 0.00 | 1.60 | 2.80 | 4.10 | 5.30 | 6.90 | 8.20 | 9.10 | 9.70 | 0.00 | 0.00 | |

DATE (MAX HEIGHT) 00h 02-MAR-83



1980-1989 Spring

AREA W19
(25.0N-30.0N, 130.0W-110.0W)

MEAN OF WAVE HEIGHT 2.15 M
MEAN OF WAVE PERIOD 7.32SEC

| HEIGHT (M) | 0- | 5- | 6- | 7- | 8- | 9- | 10- | 11- | 12- | 13- | 14- | TOTAL |
|------------|------|------|-------|-------|------|-------|------|------|------|------|------|-------|
| 14.75- | | | | | | | | | | | | 0 |
| 13.75- | | | | | | | | | | | | 0 |
| 12.75- | | | | | | | | | | | | 0 |
| 11.75- | | | | | | | | | | | | 0 |
| 10.75- | | | | | | | | | | | | 0 |
| 9.75- | | | | | | | | | | | | 0 |
| 8.75- | | | | | | | | | 3 | | | 3 |
| 7.75- | | | | | | | 1 | 4 | | | | 5 |
| 6.75- | | | | | | | 29 | 9 | | | | 38 |
| 5.75- | | | | | | 40 | 82 | | | | | 122 |
| 4.75- | | | | | 26 | 206 | 5 | | | | | 317 |
| 3.75- | | | | 11 | 1001 | 167 | | | | | | 1179 |
| 2.75- | | | | | 3289 | 1781 | 48 | | | | | 5118 |
| 1.75- | | | | | 5468 | 10494 | 1409 | 78 | 34 | 8 | | 17491 |
| 0.75- | | | | | 199 | 6150 | 4817 | 1000 | 114 | 32 | 14 | 12326 |
| 0.00- | | | | | 22 | 118 | 61 | 3 | | | | 204 |
| TOTAL | 0 | 221 | 11736 | 18672 | 5220 | 733 | 183 | 35 | 3 | 0 | 0 | 36803 |
| MAX | 0.00 | 1.50 | 2.70 | 3.90 | 5.30 | 6.50 | 7.80 | 8.40 | 9.70 | 0.00 | 0.00 | |

DATE (MAX HEIGHT) 00h 02-MAR-83

1980-1989 Summer

AREA W19
(25.0N-30.0N, 130.0W-110.0W)

MEAN OF WAVE HEIGHT 1.94 M
MEAN OF WAVE PERIOD 7.24SEC

| HEIGHT (M) | 0- | 5- | 6- | 7- | 8- | 9- | 10- | 11- | 12- | 13- | 14- | TOTAL |
|------------|------|------|-------|-------|------|------|------|------|------|------|------|-------|
| 14.75- | | | | | | | | | | | | 0 |
| 13.75- | | | | | | | | | | | | 0 |
| 12.75- | | | | | | | | | | | | 0 |
| 11.75- | | | | | | | | | | | | 0 |
| 10.75- | | | | | | | | | | | | 0 |
| 9.75- | | | | | | | | | | | | 0 |
| 8.75- | | | | | | | | | | | | 0 |
| 7.75- | | | | | | | | | | | | 0 |
| 6.75- | | | | | | | | | 1 | | | 1 |
| 5.75- | | | | | | | | 2 | 16 | | | 18 |
| 4.75- | | | | | | 9 | 63 | | | | | 72 |
| 3.75- | | | | | 2 | 390 | 39 | | | | | 431 |
| 2.75- | | | | | | 2316 | 691 | 23 | | | | 3030 |
| 1.75- | | | | | | 6714 | 8826 | 1282 | 206 | 25 | | 17053 |
| 0.75- | | | | | | 25 | 7460 | 6251 | 2001 | 414 | 21 | 16172 |
| 0.00- | | | | | | 9 | 14 | 1 | | | | 24 |
| TOTAL | 0 | 25 | 14183 | 17409 | 4374 | 747 | 63 | 0 | 0 | 0 | 0 | 36801 |
| MAX | 0.00 | 1.50 | 2.60 | 3.80 | 4.90 | 6.30 | 6.80 | 0.00 | 0.00 | 0.00 | 0.00 | |

DATE (MAX HEIGHT) 00h 15-JUN-81

1980-1989 Autumn

AREA W19
(25.0N-30.0N, 130.0W-110.0W)

MEAN OF WAVE HEIGHT 1.75 M
MEAN OF WAVE PERIOD 7.00SEC

| HEIGHT (M) | 0- | 5- | 6- | 7- | 8- | 9- | 10- | 11- | 12- | 13- | 14- | TOTAL |
|------------|------|------|-------|-------|------|------|-------|------|------|------|------|-------|
| 14.75- | | | | | | | | | | | | 0 |
| 13.75- | | | | | | | | | | | | 0 |
| 12.75- | | | | | | | | | | | | 0 |
| 11.75- | | | | | | | | | | | | 0 |
| 10.75- | | | | | | | | | | | | 0 |
| 9.75- | | | | | | | | | | | | 0 |
| 8.75- | | | | | | | | | | | | 0 |
| 7.75- | | | | | | | | | | | | 0 |
| 6.75- | | | | | | | | | | | | 0 |
| 5.75- | | | | | | 2 | | | | | | 2 |
| 4.75- | | | | | 5 | 39 | | | | | | 44 |
| 3.75- | | | | 1 | 267 | 21 | | | | | | 289 |
| 2.75- | | | | | 1 | 1509 | 478 | 4 | | | | 1992 |
| 1.75- | | | | | | 5855 | 6619 | 745 | 39 | | | 13258 |
| 0.75- | | | | | | 703 | 12039 | 6166 | 1367 | 86 | 1 | 20362 |
| 0.00- | | | | | | 55 | 245 | 147 | 7 | | | 454 |
| TOTAL | 0 | 758 | 18140 | 14442 | 2869 | 191 | 1 | 0 | 0 | 0 | 0 | 36401 |
| MAX | 0.00 | 1.60 | 2.80 | 3.80 | 5.00 | 5.80 | 1.60 | 0.00 | 0.00 | 0.00 | 0.00 | |

DATE (MAX HEIGHT) 06h 24-NOV-86

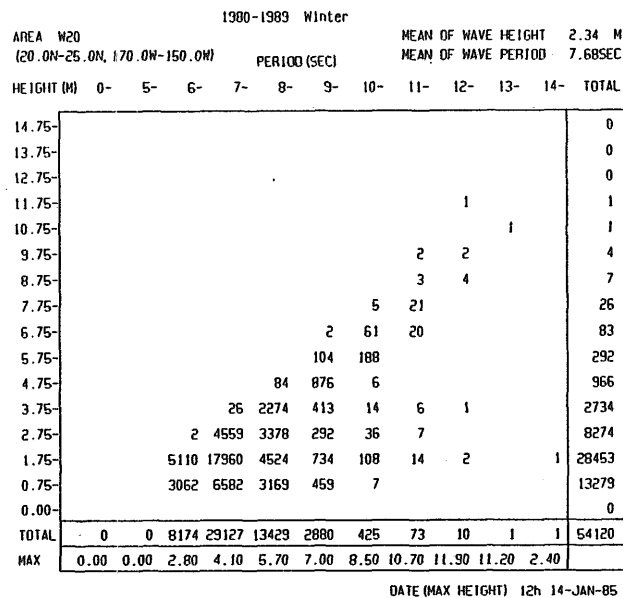
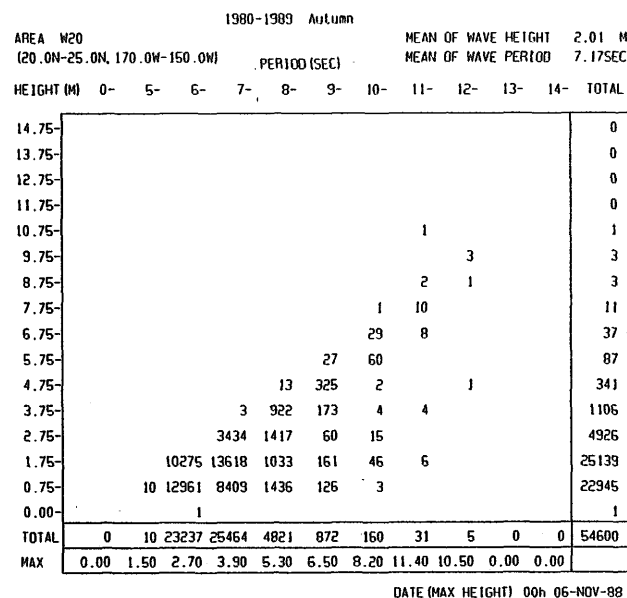
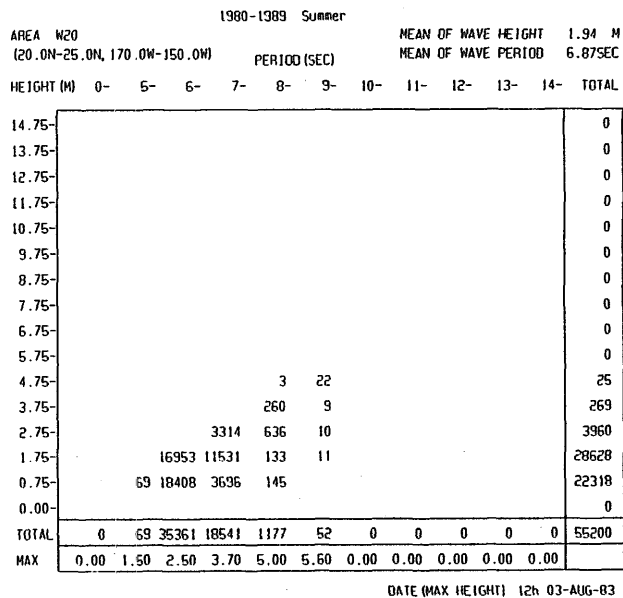
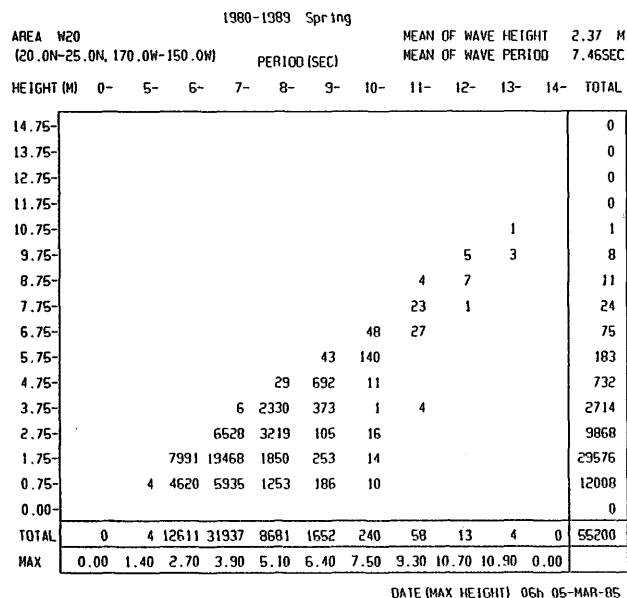
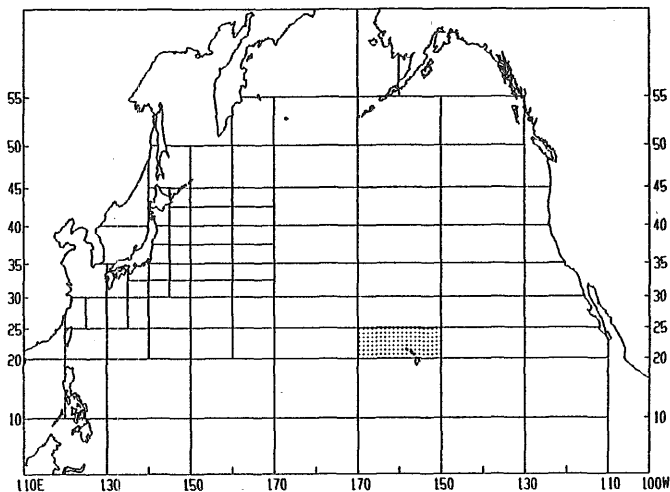
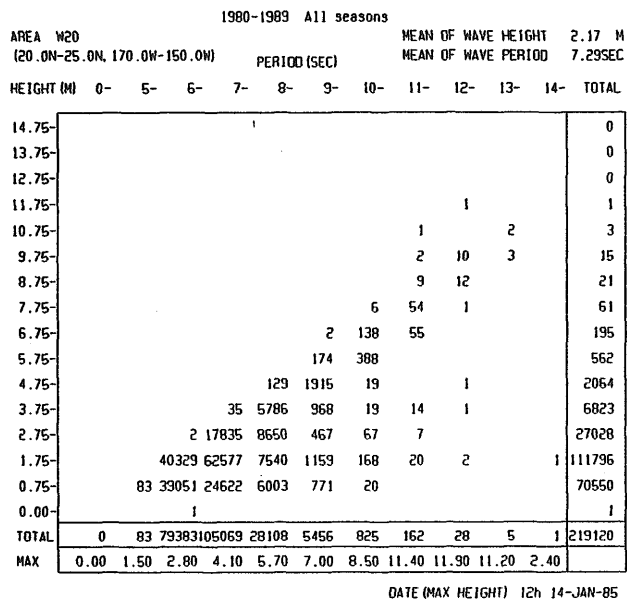
1980-1989 Winter

AREA W19
(25.0N-30.0N, 130.0W-110.0W)

MEAN OF WAVE HEIGHT 1.90 M
MEAN OF WAVE PERIOD 7.12SEC

| HEIGHT (M) | 0- | 5- | 6- | 7- | 8- | 9- | 10- | 11- | 12- | 13- | 14- | TOTAL |
|------------|------|------|-------|-------|------|------|------|------|------|------|------|-------|
| 14.75- | | | | | | | | | | | | 0 |
| 13.75- | | | | | | | | | | | | 0 |
| 12.75- | | | | | | | | | | | | 0 |
| 11.75- | | | | | | | | | | | | 0 |
| 10.75- | | | | | | | | | | | | 0 |
| 9.75- | | | | | | | | | | | | 0 |
| 8.75- | | | | | | | | | 2 | 1 | | 3 |
| 7.75- | | | | | | | | 1 | 9 | 1 | | 11 |
| 6.75- | | | | | | | | | 1 | 8 | 1 | 10 |
| 5.75- | | | | | | | | | | 18 | 30 | 48 |
| 4.75- | | | | | | | 14 | 180 | 4 | | | 198 |
| 3.75- | | | | | | | 17 | 785 | 133 | 1 | | 936 |
| 2.75- | | | | | | 1 | 2328 | 1299 | 73 | 1 | | 3702 |
| 1.75- | | | | | | | 5209 | 6933 | 984 | 120 | 15 | 13262 |
| 0.75- | | | | | | | 1033 | 9733 | 4845 | 1214 | 193 | 17032 |
| 0.00- | | | | | | | 171 | 447 | 258 | 5 | | 881 |
| TOTAL | 0 | 1204 | 15390 | 14381 | 4301 | 718 | 74 | 13 | 2 | 0 | 0 | 36083 |
| MAX | 0.00 | 1.60 | 2.80 | 4.10 | 5.30 | 6.90 | 8.20 | 9.10 | 9.50 | 0.00 | 0.00 | |

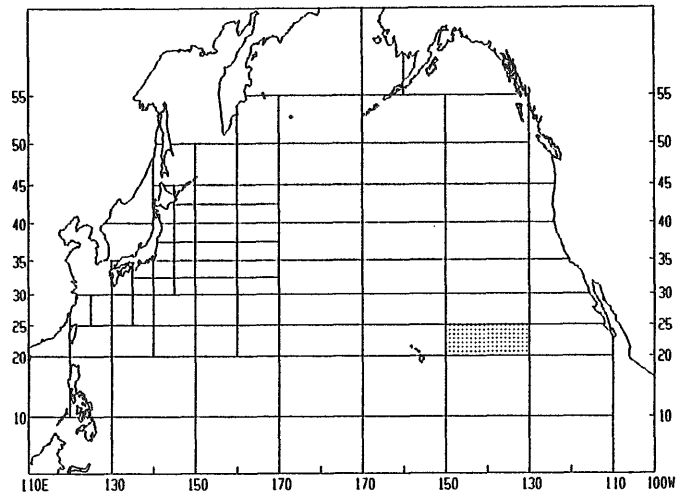
DATE (MAX HEIGHT) 12h 18-JAN-88



1980-1989 All seasons

| AREA W21 | | PERIOD (SEC) | | | | | | | | | | | | | 2.14 M |
|------------------------------|------|--------------|-------|-------|-------|------|------|------|-------|-------|------|--------|--------|--|---------|
| (20.0N-25.0N, 150.0W-130.0W) | | | | | | | | | | | | | | | 7.10SEC |
| HEIGHT (M) | 0- | 5- | 6- | 7- | 8- | 9- | 10- | 11- | 12- | 13- | 14- | TOTAL | | | |
| 14.75- | | | | | | | | | | | | | 0 | | |
| 13.75- | | | | | | | | | | | | | 0 | | |
| 12.75- | | | | | | | | | | | | | 1 | | |
| 11.75- | | | | | | | | | | | | | 3 | | |
| 10.75- | | | | | | | | | | | | | 3 | | |
| 9.75- | | | | | | | | | | | | | 7 | | |
| 8.75- | | | | | | | | | | | | | 15 | | |
| 7.75- | | | | | | | | | | | | | 39 | | |
| 6.75- | | | | | | | | | | | | | 100 | | |
| 5.75- | | | | | | | | | | | | | 241 | | |
| 4.75- | | | | | | | | | | | | | 1103 | | |
| 3.75- | | | | | | | | | | | | | 5423 | | |
| 2.75- | | | | | | | | | | | | | 27159 | | |
| 1.75- | | | | | | | | | | | | | 102774 | | |
| 0.75- | | | | | | | | | | | | | 67580 | | |
| 0.00- | | | | | | | | | | | | | 64 | | |
| TOTAL | 0 | 264 | 97190 | 87332 | 16967 | 2354 | 305 | 79 | 17 | 4 | 0 | 204512 | | | |
| MAX | 0.00 | 1.60 | 2.80 | 4.00 | 5.30 | 6.60 | 8.10 | 9.70 | 12.60 | 12.80 | 0.00 | | | | |

DATE (MAX HEIGHT) 12h 09-FEB-90



1980-1989 Spring

| | | | | | | | | | | | | | | | | | |
|------------------------------|------|--------------|-------|-------|------|------|------|------|------|------|------|-------|-------|--|--|--|-------------------|
| AREA W21 | | PERIOD (SEC) | | | | | | | | | | | | | MEAN OF WAVE HEIGHT MEAN OF WAVE PERIOD | | 2.26 M 7.24SEC |
| (20.0N-25.0N, 150.0W-130.0W) | | | | | | | | | | | | | | | | | |
| HEIGHT (M) | 0- | 5- | 6- | 7- | 8- | 9- | 10- | 11- | 12- | 13- | 14- | TOTAL | | | | | |
| 14.75- | | | | | | | | | | | | | 0 | | | | |
| 13.75- | | | | | | | | | | | | | 0 | | | | |
| 12.75- | | | | | | | | | | | | | 0 | | | | |
| 11.75- | | | | | | | | | | | | | 0 | | | | |
| 10.75- | | | | | | | | | | | | | 0 | | | | |
| 9.75- | | | | | | | | | | | | | 0 | | | | |
| 8.75- | | | | | | | | | | | | | 0 | | | | |
| 7.75- | | | | | | | | | | | | | 8 | | | | |
| 6.75- | | | | | | | | | | | | | 25 | | | | |
| 5.75- | | | | | | | | | | | | | 50 | | | | |
| 4.75- | | | | | | | | | | | | | 256 | | | | |
| 3.75- | | | | | | | | | | | | | 1757 | | | | |
| 2.75- | | | | | | | | | | | | | 9302 | | | | |
| 1.75- | | | | | | | | | | | | | 26542 | | | | |
| 0.75- | | | | | | | | | | | | | 13576 | | | | |
| 0.00- | | | | | | | | | | | | | 4 | | | | |
| TOTAL | 0 | 41 | 18734 | 26417 | 5619 | 612 | 82 | 15 | 0 | 0 | 0 | 51520 | | | | | |
| MAX | 0.00 | 1.60 | 2.70 | 3.90 | 5.10 | 6.40 | 7.90 | 8.40 | 0.00 | 0.00 | 0.00 | | | | | | |

DATE (MAX HEIGHT) 06h 04-MAR-85

1980-1989 Summer

| | | | | | | | | | | | | | | |
|------------------------------|--------------|------|-------|-------|------|------|------|------|------|------|------|-------|--|-----------------------------|
| AREA W21 | PERIOD (SEC) | | | | | | | | | | | | | MEAN OF WAVE HEIGHT 1.96 M |
| (20.0N-25.0N, 150.0W-130.0W) | | | | | | | | | | | | | | MEAN OF WAVE PERIOD 6.86SEC |
| HEIGHT (M) | 0- | 5- | 6- | 7- | 8- | 9- | 10- | 11- | 12- | 13- | 14- | TOTAL | | |
| 14.75- | | | | | | | | | | | | 0 | | |
| 13.75- | | | | | | | | | | | | 0 | | |
| 12.75- | | | | | | | | | | | | 0 | | |
| 11.75- | | | | | | | | | | | | 0 | | |
| 10.75- | | | | | | | | | | | | 0 | | |
| 9.75- | | | | | | | | | | | | 0 | | |
| 8.75- | | | | | | | | | | | | 0 | | |
| 7.75- | | | | | | | | | | | | 0 | | |
| 6.75- | | | | | | | | | | | | 0 | | |
| 5.75- | | | | | | | | | | | | 0 | | |
| 4.75- | | | | | | | | | | | | 0 | | |
| 3.75- | | | | | 146 | 2 | | | | | | 148 | | |
| 2.75- | | | | 3136 | 464 | | | | | | | 3600 | | |
| 1.75- | | | 18444 | 9846 | 134 | 4 | | | | | | 28428 | | |
| 0.75- | | 58 | 15205 | 3513 | 459 | 72 | 5 | | | | | 19312 | | |
| 0.00- | | | 2 | 30 | | | | | | | | 32 | | |
| TOTAL | 0 | 58 | 33651 | 16525 | 1203 | 78 | 5 | 0 | 0 | 0 | 0 | 51520 | | |
| MAX | 0.00 | 1.50 | 2.60 | 3.70 | 4.60 | 4.60 | 1.40 | 0.00 | 0.00 | 0.00 | 0.00 | | | |

DATE (MAX HEIGHT) 00h 03-AUG-83

1980-1989 Autumn

| AREA W21 (20.0N-25.0N, 150.0W-130.0W) | | PERIOD (SEC) | | | | | | | | | | | | | MEAN OF WAVE PERIOD 1.98 SEC |
|--|------|--------------|-------|-------|------|------|------|------|------|------|------|-------|--|--|---------------------------------|
| HEIGHT (M) | 0- | 5- | 6- | 7- | 8- | 9- | 10- | 11- | 12- | 13- | 14- | TOTAL | | | |
| 14.75- | | | | | | | | | | | | 0 | | | |
| 13.75- | | | | | | | | | | | | 0 | | | |
| 12.75- | | | | | | | | | | | | 0 | | | |
| 11.75- | | | | | | | | | | | | 0 | | | |
| 10.75- | | | | | | | | | | | | 0 | | | |
| 9.75- | | | | | | | | | | | | 0 | | | |
| 8.75- | | | | | | | | | | | | 0 | | | |
| 7.75- | | | | | | | | | | | | 0 | | | |
| 6.75- | | | | | | | | 4 | 2 | | | 6 | | | |
| 5.75- | | | | | | | 15 | 29 | | | | 44 | | | |
| 4.75- | | | | | 9 | 137 | | | | | | 146 | | | |
| 3.75- | | | | | 696 | 73 | | | | | | 769 | | | |
| 2.75- | | | | 4167 | 943 | 6 | | | | | | 5116 | | | |
| 1.75- | | | 12272 | 10361 | 251 | 33 | 5 | | | | | 22922 | | | |
| 0.75- | | 89 | 16052 | 4806 | 912 | 94 | | | | | | 21953 | | | |
| 0.00- | | | 3 | 1 | | | | | | | | 4 | | | |
| TOTAL | 0 | 89 | 28327 | 19335 | 2811 | 358 | 38 | 2 | 0 | 0 | 0 | 50960 | | | |
| MAX | 0.00 | 1.50 | 2.60 | 3.70 | 5.20 | 6.60 | 7.50 | 7.30 | 0.00 | 0.00 | 0.00 | | | | |

DATE (MAX HEIGHT) 12h 22-NOV-84

1980-1989 Winter

| AREA W21 | | PERIOD (SEC) | | | | | | | | | | | | | MEAN OF WAVE HEIGHT 2.35 M |
|------------------------------|------|--------------|-------|-------|------|------|------|------|-------|-------|------|-------|--|--|-----------------------------|
| (20.0N-25.0N, 150.0W-130.0W) | | | | | | | | | | | | | | | MEAN OF WAVE PERIOD 7.34SEC |
| HEIGHT (M) | 0- | 5- | 6- | 7- | 8- | 9- | 10- | 11- | 12- | 13- | 14- | TOTAL | | | |
| 14.75- | | | | | | | | | | | | 0 | | | |
| 13.75- | | | | | | | | | | | | 0 | | | |
| 12.75- | | | | | | | | | | | 1 | 1 | | | |
| 11.75- | | | | | | | | | 2 | 1 | | 3 | | | |
| 10.75- | | | | | | | | | 2 | 1 | | 3 | | | |
| 9.75- | | | | | | | | | 7 | | | 7 | | | |
| 8.75- | | | | | | | | 11 | 4 | | | 15 | | | |
| 7.75- | | | | | | | 2 | 29 | | | | 31 | | | |
| 6.75- | | | | | | | 56 | 13 | | | | 69 | | | |
| 5.75- | | | | | | 55 | 92 | | | | | 147 | | | |
| 4.75- | | | | | 45 | 648 | 6 | 2 | | | | 701 | | | |
| 3.75- | | | | 11 | 2415 | 317 | 5 | 1 | | | | 2749 | | | |
| 2.75- | | | 1 | 6300 | 2774 | 63 | 3 | | | | | 9141 | | | |
| 1.75- | | | 9288 | 14357 | 1062 | 150 | 16 | 6 | 2 | 1 | | 24882 | | | |
| 0.75- | | 76 | 7177 | 4375 | 1038 | 73 | | | | | | 12739 | | | |
| 0.00- | | | 12 | 12 | | | | | | | | 24 | | | |
| TOTAL | 0 | 76 | 16478 | 25055 | 7334 | 1306 | 180 | 62 | 17 | 4 | 0 | 50512 | | | |
| MAX | 0.00 | 1.60 | 2.80 | 4.00 | 5.30 | 6.60 | 8.10 | 9.70 | 12.60 | 12.80 | 0.00 | | | | |

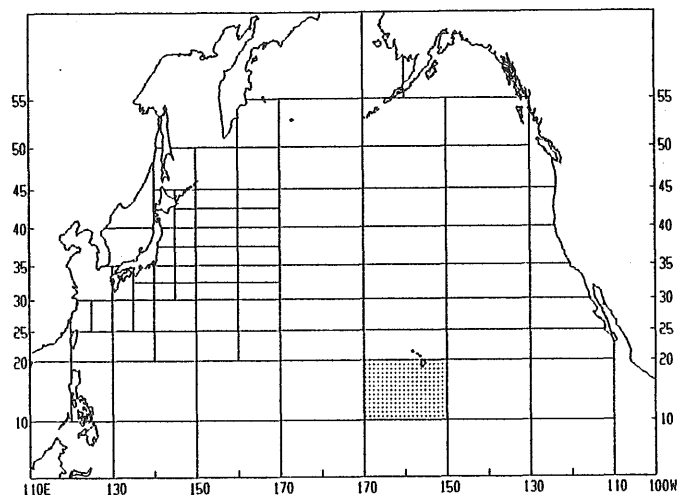
DATE (MAX HEIGHT) 12h 09-FEB-90

1980-1989 All seasons

AREA W23
(10.0N-20.0N, 170.0W-150.0W) MEAN OF WAVE HEIGHT 2.04 M
PERIOD (SEC) MEAN OF WAVE PERIOD 7.05SEC

| HEIGHT (M) | 0- | 5- | 6- | 7- | 8- | 9- | 10- | 11- | 12- | 13- | 14- | TOTAL |
|------------|------|-----------------|-------|-------|------|------|------|------|------|------|------|--------|
| 14.75- | | | | | | | | | | | | 0 |
| 13.75- | | | | | | | | | | | | 0 |
| 12.75- | | | | | | | | | | | | 0 |
| 11.75- | | | | | | | | | | | | 0 |
| 10.75- | | | | | | | | | | | | 0 |
| 9.75- | | | | | | | | | | | | 0 |
| 8.75- | | | | | | | | 1 | | | | 1 |
| 7.75- | | | | | | | | 11 | | | | 11 |
| 6.75- | | | | | | | 87 | 12 | | | | 99 |
| 5.75- | | | | | | 90 | 249 | | | | | 339 |
| 4.75- | | | | 62 | 1541 | 14 | | | | | | 1617 |
| 3.75- | | | 8 | 8437 | 932 | 6 | 3 | | | | | 9386 |
| 2.75- | | 1 | 39013 | 12382 | 160 | 28 | 13 | | | | | 51597 |
| 1.75- | | 111156116318 | 5476 | 749 | 96 | 15 | | | | | | 233810 |
| 0.75- | | 581131289 | 45916 | 6535 | 758 | 64 | 16 | | | | | 185159 |
| 0.00- | | 22 | 23 | | | | | | | | | 45 |
| TOTAL | 0 | 581242468201278 | 32892 | 4230 | 544 | 71 | 0 | 0 | 0 | 0 | 0 | 482064 |
| MAX | 0.00 | 1.50 | 2.80 | 4.00 | 5.40 | 6.60 | 7.70 | 8.80 | 0.00 | 0.00 | 0.00 | |

DATE (MAX HEIGHT) 00h 09-FEB-90



1980-1989 Spring

AREA W23
(10.0N-20.0N, 170.0W-150.0W) MEAN OF WAVE HEIGHT 2.30 M
PERIOD (SEC) MEAN OF WAVE PERIOD 7.25SEC

| HEIGHT (M) | 0- | 5- | 6- | 7- | 8- | 9- | 10- | 11- | 12- | 13- | 14- | TOTAL |
|------------|------|-------|-------|-------|-------|------|------|------|------|------|------|--------|
| 14.75- | | | | | | | | | | | | 0 |
| 13.75- | | | | | | | | | | | | 0 |
| 12.75- | | | | | | | | | | | | 0 |
| 11.75- | | | | | | | | | | | | 0 |
| 10.75- | | | | | | | | | | | | 0 |
| 9.75- | | | | | | | | | | | | 0 |
| 8.75- | | | | | | | | | | | | 0 |
| 7.75- | | | | | | | | | | | | 0 |
| 6.75- | | | | | | | | | | | | 0 |
| 5.75- | | | | | | 10 | 4 | | | | | 14 |
| 4.75- | | | | | 16 | 442 | 2 | | | | | 460 |
| 3.75- | | | 3 | 3657 | 315 | | | | | | | 3975 |
| 2.75- | | 1 | 16391 | 5468 | 40 | 14 | 12 | | | | | 21926 |
| 1.75- | | 25944 | 43240 | 1512 | 155 | 21 | 3 | | | | | 70875 |
| 0.75- | | 6 | 13534 | 9349 | 1201 | 94 | 6 | | | | | 24190 |
| 0.00- | | | | | | | | | | | | 0 |
| TOTAL | 0 | 6 | 39479 | 68983 | 11854 | 1056 | 47 | 15 | 0 | 0 | 0 | 121440 |
| MAX | 0.00 | 1.50 | 2.80 | 3.90 | 5.30 | 6.00 | 6.10 | 3.70 | 0.00 | 0.00 | 0.00 | |

DATE (MAX HEIGHT) 18h 18-MAR-86

1980-1989 Summer

AREA W23
(10.0N-20.0N, 170.0W-150.0W) MEAN OF WAVE HEIGHT 1.83 M
PERIOD (SEC) MEAN OF WAVE PERIOD 6.73SEC

| HEIGHT (M) | 0- | 5- | 6- | 7- | 8- | 9- | 10- | 11- | 12- | 13- | 14- | TOTAL |
|------------|------|------|-------|-------|-------|-------|------|------|------|------|------|--------|
| 14.75- | | | | | | | | | | | | 0 |
| 13.75- | | | | | | | | | | | | 0 |
| 12.75- | | | | | | | | | | | | 0 |
| 11.75- | | | | | | | | | | | | 0 |
| 10.75- | | | | | | | | | | | | 0 |
| 9.75- | | | | | | | | | | | | 0 |
| 8.75- | | | | | | | | | | | | 0 |
| 7.75- | | | | | | | | | | | | 0 |
| 6.75- | | | | | | | | | | | | 0 |
| 5.75- | | | | | | | | | | | | 0 |
| 4.75- | | | | | | | | 8 | | | | 8 |
| 3.75- | | | | | | | 224 | 9 | | | | 233 |
| 2.75- | | | | | 4758 | 548 | | | | | | 5306 |
| 1.75- | | | | | 39502 | 17529 | 98 | 16 | | | | 57145 |
| 0.75- | | | | | 457 | 51888 | 6286 | 98 | 2 | | | 58731 |
| 0.00- | | | | | 6 | 11 | | | | | | 17 |
| TOTAL | 0 | 457 | 91396 | 28584 | 968 | 35 | 0 | 0 | 0 | 0 | 0 | 121440 |
| MAX | 0.00 | 1.50 | 2.60 | 3.60 | 4.70 | 4.90 | 0.00 | 0.00 | 0.00 | 0.00 | 0.00 | |

DATE (MAX HEIGHT) 18h 19-JUN-86

1980-1989 Autumn

AREA W23
(10.0N-20.0N, 170.0W-150.0W) MEAN OF WAVE HEIGHT 1.77 M
PERIOD (SEC) MEAN OF WAVE PERIOD 6.88SEC

| HEIGHT (M) | 0- | 5- | 6- | 7- | 8- | 9- | 10- | 11- | 12- | 13- | 14- | TOTAL |
|------------|------|------|-------|-------|------|------|------|------|------|------|------|--------|
| 14.75- | | | | | | | | | | | | 0 |
| 13.75- | | | | | | | | | | | | 0 |
| 12.75- | | | | | | | | | | | | 0 |
| 11.75- | | | | | | | | | | | | 0 |
| 10.75- | | | | | | | | | | | | 0 |
| 9.75- | | | | | | | | | | | | 0 |
| 8.75- | | | | | | | | | | | | 0 |
| 7.75- | | | | | | | | | | | | 0 |
| 6.75- | | | | | | | 8 | | | | | 8 |
| 5.75- | | | | | | 10 | 14 | | | | | 24 |
| 4.75- | | | | 7 | 125 | | | | | | | 132 |
| 3.75- | | | | 930 | 74 | 4 | 1 | | | | | 1009 |
| 2.75- | | | | 4804 | 1301 | 18 | 1 | | | | | 6124 |
| 1.75- | | | 24494 | 17429 | 793 | 68 | 22 | 7 | | | | 42813 |
| 0.75- | | 99 | 51877 | 16043 | 1632 | 278 | 37 | 16 | | | | 69982 |
| 0.00- | | | 16 | 12 | | | | | | | | 28 |
| TOTAL | 0 | 99 | 76387 | 38288 | 4663 | 573 | 86 | 24 | 0 | 0 | 0 | 120120 |
| MAX | 0.00 | 1.50 | 2.60 | 3.70 | 5.40 | 6.60 | 7.40 | 4.40 | 0.00 | 0.00 | 0.00 | |

DATE (MAX HEIGHT) 12h 16-NOV-89

1980-1989 Winter

AREA W23
(10.0N-20.0N, 170.0W-150.0W) MEAN OF WAVE HEIGHT 2.24 M
PERIOD (SEC) MEAN OF WAVE PERIOD 7.35SEC

| HEIGHT (M) | 0- | 5- | 6- | 7- | 8- | 9- | 10- | 11- | 12- | 13- | 14- | TOTAL |
|------------|------|------|-------|-------|-------|-------|-------|-------|------|------|------|--------|
| 14.75- | | | | | | | | | | | | 0 |
| 13.75- | | | | | | | | | | | | 0 |
| 12.75- | | | | | | | | | | | | 0 |
| 11.75- | | | | | | | | | | | | 0 |
| 10.75- | | | | | | | | | | | | 0 |
| 9.75- | | | | | | | | | | | | 0 |
| 8.75- | | | | | | | | | 1 | | | 1 |
| 7.75- | | | | | | | | | 11 | | | 11 |
| 6.75- | | | | | | | | | 79 | 12 | | 91 |
| 5.75- | | | | | | | 70 | 231 | | | | 301 |
| 4.75- | | | | | | | 39 | 966 | 12 | | | 1017 |
| 3.75- | | | | | | 5 | 3626 | 534 | 2 | 2 | | 4169 |
| 2.75- | | | | | | 13060 | 5065 | 102 | 13 | 1 | | 18241 |
| 1.75- | | | | | | 21216 | 38120 | 3073 | 510 | 53 | 5 | 62977 |
| 0.75- | | | | | | 19 | 13990 | 14238 | 3604 | 384 | 21 | 32256 |
| 0.00- | | | | | | | | | | | | 0 |
| TOTAL | 0 | 19 | 35206 | 65423 | 15407 | 2566 | 411 | 32 | 0 | 0 | 0 | 119064 |
| MAX | 0.00 | 1.40 | 2.60 | 4.00 | 5.40 | 6.40 | 7.70 | 8.80 | 0.00 | 0.00 | 0.00 | |

DATE (MAX HEIGHT) 00h 09-FEB-90

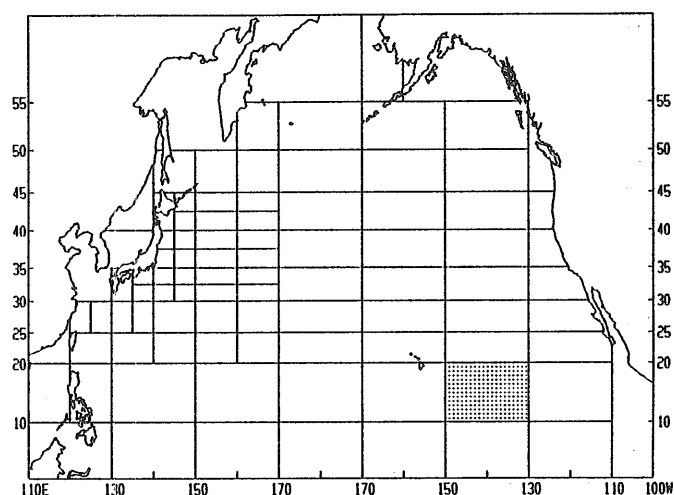
1980-1989 All seasons

AREA W24
(10.0N-20.0N, 150.0W-130.0W)

MEAN OF WAVE HEIGHT 2.06 M
MEAN OF WAVE PERIOD 6.97SEC

| HEIGHT (M) | 0- | 5- | 6- | 7- | 8- | 9- | 10- | 11- | 12- | 13- | 14- | TOTAL |
|------------|------|-----------|--------|-----------|-------|------|------|------|-------|------|------|--------|
| 14.75- | | | | | | | | | | | | 0 |
| 13.75- | | | | | | | | | | | | 0 |
| 12.75- | | | | | | | | | | | | 0 |
| 11.75- | | | | | | | | | 1 | | | 1 |
| 10.75- | | | | | | | | | | | | 0 |
| 9.75- | | | | | | | | | 1 | | | 1 |
| 8.75- | | | | | | | | | 1 | | | 2 |
| 7.75- | | | | | | | | 11 | | | | 11 |
| 6.75- | | | | | | | 49 | 14 | | | | 63 |
| 5.75- | | | | | | 88 | 209 | | | | | 297 |
| 4.75- | | | | | 55 | 1745 | 8 | | 3 | | | 1811 |
| 3.75- | | | | 4 | 10032 | 1140 | 5 | 7 | 2 | | | 11250 |
| 2.75- | | | | 45287 | 14415 | 56 | 24 | 10 | 2 | | | 53794 |
| 1.75- | | | | 119071 | 96381 | 1193 | 113 | 46 | 14 | 1 | | 216819 |
| 0.75- | | | | 944147078 | 25864 | 2309 | 328 | 36 | | | | 176553 |
| 0.00- | | | | 6 | 535 | 302 | 13 | | | | | 856 |
| TOTAL | 0 | 950266684 | 167838 | 28077 | 3470 | 377 | 57 | 11 | 0 | 0 | 0 | 467464 |
| MAX | 0.00 | 1.70 | 2.70 | 3.90 | 5.10 | 6.40 | 7.60 | 9.00 | 11.00 | 0.00 | 0.00 | |

DATE (MAX HEIGHT) 12h 09-FEB-90



1980-1989 Spring

AREA W24
(10.0N-20.0N, 150.0W-130.0W)

MEAN OF WAVE HEIGHT 2.36 M
MEAN OF WAVE PERIOD 7.15SEC

| HEIGHT (M) | 0- | 5- | 6- | 7- | 8- | 9- | 10- | 11- | 12- | 13- | 14- | TOTAL |
|------------|------|------|-------|-------|-------|------|------|------|------|------|------|--------|
| 14.75- | | | | | | | | | | | | 0 |
| 13.75- | | | | | | | | | | | | 0 |
| 12.75- | | | | | | | | | | | | 0 |
| 11.75- | | | | | | | | | | | | 0 |
| 10.75- | | | | | | | | | | | | 0 |
| 9.75- | | | | | | | | | | | | 0 |
| 8.75- | | | | | | | | | | | | 0 |
| 7.75- | | | | | | | | | | | | 0 |
| 6.75- | | | | | | | 4 | | | | | 4 |
| 5.75- | | | | | | 28 | 38 | | | | | 66 |
| 4.75- | | | | | 31 | 617 | | | | | | 648 |
| 3.75- | | | | | 4053 | 399 | | | | | | 4452 |
| 2.75- | | | | 18973 | 5832 | 7 | | | | | | 24812 |
| 1.75- | | | | 31487 | 33228 | 296 | 15 | 1 | | | | 65027 |
| 0.75- | | | | 19 | 18992 | 3292 | 329 | 107 | 14 | | | 22753 |
| 0.00- | | | | | | | | | | | | 0 |
| TOTAL | 0 | 19 | 50479 | 55493 | 10541 | 1173 | 57 | 0 | 0 | 0 | 0 | 117762 |
| MAX | 0.00 | 1.50 | 2.60 | 3.70 | 5.10 | 6.30 | 7.00 | 0.00 | 0.00 | 0.00 | 0.00 | |

DATE (MAX HEIGHT) 06h 03-APR-81

1980-1989 Summer

AREA W24
(10.0N-20.0N, 150.0W-130.0W)

MEAN OF WAVE HEIGHT 1.76 M
MEAN OF WAVE PERIOD 6.70SEC

| HEIGHT (M) | 0- | 5- | 6- | 7- | 8- | 9- | 10- | 11- | 12- | 13- | 14- | TOTAL |
|------------|------|------|-------|-------|------|------|-------|-------|------|------|------|--------|
| 14.75- | | | | | | | | | | | | 0 |
| 13.75- | | | | | | | | | | | | 0 |
| 12.75- | | | | | | | | | | | | 0 |
| 11.75- | | | | | | | | | | | | 0 |
| 10.75- | | | | | | | | | | | | 0 |
| 9.75- | | | | | | | | | | | | 0 |
| 8.75- | | | | | | | | | | | | 0 |
| 7.75- | | | | | | | | | | | | 0 |
| 6.75- | | | | | | | | | | | | 0 |
| 5.75- | | | | | | | | | | | | 0 |
| 4.75- | | | | | | | | | | | | 0 |
| 3.75- | | | | | | | | 116 | | | | 116 |
| 2.75- | | | | | | | 3996 | 419 | | | | 4415 |
| 1.75- | | | | | | | 35161 | 13935 | 52 | 1 | | 49149 |
| 0.75- | | | | | | | 318 | 55394 | 7658 | 410 | 43 | 63834 |
| 0.00- | | | | | | | 1 | 167 | 80 | | | 248 |
| TOTAL | 0 | 319 | 90722 | 25669 | 997 | 44 | 11 | 0 | 0 | 0 | 0 | 117762 |
| MAX | 0.00 | 1.60 | 2.60 | 3.60 | 4.50 | 1.80 | 1.20 | 0.00 | 0.00 | 0.00 | 0.00 | |

DATE (MAX HEIGHT) 06h 03-AUG-85

1980-1989 Autumn

AREA W24
(10.0N-20.0N, 150.0W-130.0W)

MEAN OF WAVE HEIGHT 1.79 M
MEAN OF WAVE PERIOD 6.82SEC

| HEIGHT (M) | 0- | 5- | 6- | 7- | 8- | 9- | 10- | 11- | 12- | 13- | 14- | TOTAL |
|------------|------|------|-------|-------|-------|-------|-------|------|------|------|------|--------|
| 14.75- | | | | | | | | | | | | 0 |
| 13.75- | | | | | | | | | | | | 0 |
| 12.75- | | | | | | | | | | | | 0 |
| 11.75- | | | | | | | | | | | | 0 |
| 10.75- | | | | | | | | | | | | 0 |
| 9.75- | | | | | | | | | | | | 0 |
| 8.75- | | | | | | | | | | | | 0 |
| 7.75- | | | | | | | | | | | | 0 |
| 6.75- | | | | | | | 7 | | | | | 7 |
| 5.75- | | | | | | 8 | 19 | | | | | 27 |
| 4.75- | | | | | 2 | 191 | 3 | | | | | 196 |
| 3.75- | | | | 1 | 1222 | 116 | | | | | | 1339 |
| 2.75- | | | | | 5926 | 1780 | | | | | | 7706 |
| 1.75- | | | | | 26112 | 16442 | 168 | 10 | 3 | | | 42735 |
| 0.75- | | | | | 479 | 52184 | 10158 | 956 | 89 | | | 63866 |
| 0.00- | | | | | 5 | 368 | 220 | 13 | | | | 606 |
| TOTAL | 0 | 484 | 78664 | 32747 | 4141 | 414 | 32 | 0 | 0 | 0 | 0 | 116482 |
| MAX | 0.00 | 1.60 | 2.70 | 3.80 | 4.80 | 6.20 | 7.40 | 0.00 | 0.00 | 0.00 | 0.00 | |

DATE (MAX HEIGHT) 12h 22-NOV-84

1980-1989 Winter

AREA W24
(10.0N-20.0N, 150.0W-130.0W)

MEAN OF WAVE HEIGHT 2.35 M
MEAN OF WAVE PERIOD 7.20SEC

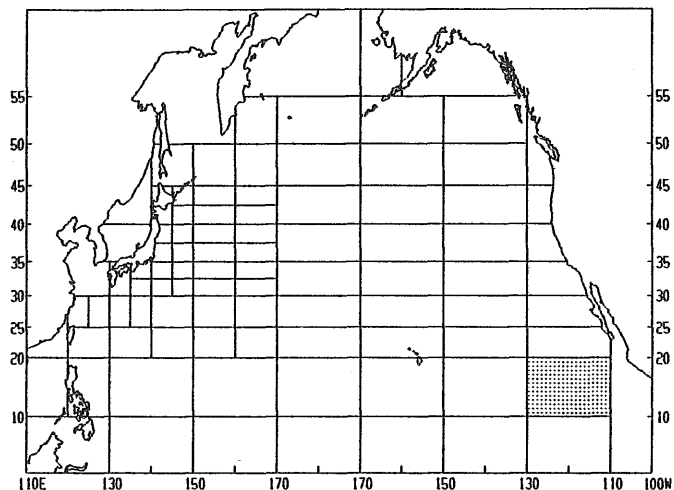
| HEIGHT (M) | 0- | 5- | 6- | 7- | 8- | 9- | 10- | 11- | 12- | 13- | 14- | TOTAL |
|------------|------|------|-------|-------|-------|-------|-------|------|-------|------|------|--------|
| 14.75- | | | | | | | | | | | | 0 |
| 13.75- | | | | | | | | | | | | 0 |
| 12.75- | | | | | | | | | | | | 0 |
| 11.75- | | | | | | | | | 1 | | | 1 |
| 10.75- | | | | | | | | | | | | 0 |
| 9.75- | | | | | | | | | 1 | | | 1 |
| 8.75- | | | | | | | | 1 | 1 | | | 2 |
| 7.75- | | | | | | | | 11 | | | | 11 |
| 6.75- | | | | | | | 38 | 14 | | | | 52 |
| 5.75- | | | | | | 52 | 152 | | | | | 204 |
| 4.75- | | | | | 22 | 937 | 5 | | 3 | | | 967 |
| 3.75- | | | | | 3 | 4701 | 625 | 5 | 7 | 2 | | 5343 |
| 2.75- | | | | | | 16392 | 6384 | 49 | 24 | 10 | 2 | 22861 |
| 1.75- | | | | | | 26311 | 32776 | 677 | 87 | 42 | 14 | 53908 |
| 0.75- | | | | | | 128 | 20508 | 4756 | 614 | 89 | 11 | 26106 |
| 0.00- | | | | | | | 2 | | | | | 2 |
| TOTAL | 0 | 128 | 46819 | 53929 | 12398 | 1839 | 277 | 57 | 11 | 0 | 0 | 115458 |
| MAX | 0.00 | 1.70 | 2.70 | 3.90 | 5.10 | 6.40 | 7.60 | 9.00 | 11.00 | 0.00 | 0.00 | |

DATE (MAX HEIGHT) 12h 09-FEB-90

1980-1989 All seasons

| AREA W25 (10.0N-20.0N, 130.0W-110.0W) | | PERIOD (SEC) | | | | | | | | | | | | | MEAN OF WAVE HEIGHT 1.63 M MEAN OF WAVE PERIOD 6.70SEC | |
|--|------|--------------|--------|-------|-------|------|------|------|------|------|------|--------|--|--|---|--|
| HEIGHT (M) | 0- | 5- | 6- | 7- | 8- | 9- | 10- | 11- | 12- | 13- | 14- | TOTAL | | | | |
| 14.75- | | | | | | | | | | | | 0 | | | | |
| 13.75- | | | | | | | | | | | | 0 | | | | |
| 12.75- | | | | | | | | | | | | 0 | | | | |
| 11.75- | | | | | | | | | | | | 0 | | | | |
| 10.75- | | | | | | | | | | | | 0 | | | | |
| 9.75- | | | | | | | | | | | | 0 | | | | |
| 8.75- | | | | | | | | | | | | 0 | | | | |
| 7.75- | | | | | | | | | | | | 0 | | | | |
| 6.75- | | | | | | | | 8 | | | | 8 | | | | |
| 5.75- | | | | | | 14 | 25 | | | | | 39 | | | | |
| 4.75- | | | | | 27 | 206 | | | | | | 233 | | | | |
| 3.75- | | | | 11 | 2801 | 149 | | | | | | 2961 | | | | |
| 2.75- | | | 1 | 18732 | 4277 | 4 | | | | | | 23014 | | | | |
| 1.75- | | | 95544 | 47506 | 912 | 13 | | | | | | 143981 | | | | |
| 0.75- | | 170092 | 45729 | 49167 | 4528 | 412 | 59 | 2 | | | | 316906 | | | | |
| 0.00- | | 879 | 6510 | 2226 | 44 | | | | | | | 9659 | | | | |
| TOTAL | 0 | 178883 | 477841 | 17642 | 12589 | 804 | 92 | 2 | 0 | 0 | 0 | 496801 | | | | |
| MAX | 0.00 | 1.70 | 2.80 | 4.10 | 5.40 | 6.50 | 7.40 | 1.40 | 0.00 | 0.00 | 0.00 | | | | | |

DATE (MAX HEIGHT) 18h 08-JAN-89



1980-1989 Spring

| AREA W25 (10.0N-20.0N, 130.0W-110.0W) | | PERIOD (SEC) | | | | | | | | | | | | | MEAN OF WAVE HEIGHT 1.80 M MEAN OF WAVE PERIOD 6.80SEC | |
|--|------|--------------|-------|-------|------|------|------|------|------|------|------|--------|--|--|---|--|
| HEIGHT (M) | 0- | 5- | 6- | 7- | 8- | 9- | 10- | 11- | 12- | 13- | 14- | TOTAL | | | | |
| 14.75- | | | | | | | | | | | | 0 | | | | |
| 13.75- | | | | | | | | | | | | 0 | | | | |
| 12.75- | | | | | | | | | | | | 0 | | | | |
| 11.75- | | | | | | | | | | | | 0 | | | | |
| 10.75- | | | | | | | | | | | | 0 | | | | |
| 9.75- | | | | | | | | | | | | 0 | | | | |
| 8.75- | | | | | | | | | | | | 0 | | | | |
| 7.75- | | | | | | | | | | | | 0 | | | | |
| 6.75- | | | | | | | | | | | | 0 | | | | |
| 5.75- | | | | | | | | | | | | 0 | | | | |
| 4.75- | | | | | | 9 | 32 | | | | | 41 | | | | |
| 3.75- | | | | 2 | 972 | 37 | | | | | | 1011 | | | | |
| 2.75- | | | | 6092 | 1615 | 1 | | | | | | 8508 | | | | |
| 1.75- | | | 29903 | 17319 | 328 | 6 | | | | | | 47556 | | | | |
| 0.75- | | 1590 | 54301 | 10585 | 1135 | 124 | 35 | 2 | | | | 67772 | | | | |
| 0.00- | | 17 | 140 | 108 | | | | | | | | 265 | | | | |
| TOTAL | 0 | 1607 | 84344 | 34906 | 4059 | 200 | 35 | 2 | 0 | 0 | 0 | 125153 | | | | |
| MAX | 0.00 | 1.60 | 2.60 | 3.80 | 5.30 | 5.60 | 1.60 | 1.40 | 0.00 | 0.00 | 0.00 | | | | | |

DATE (MAX HEIGHT) 06h 25-MAR-80

1980-1989 Summer

| AREA W25 (10.0N-20.0N, 130.0W-110.0W) | | PERIOD (SEC) | | | | | | | | | | | | | MEAN OF WAVE HEIGHT 1.40 M MEAN OF WAVE PERIOD 6.70SEC | |
|--|------|--------------|-------|-------|------|-------|-------|-------|------|------|------|--------|--|--|---|--|
| HEIGHT (M) | 0- | 5- | 6- | 7- | 8- | 9- | 10- | 11- | 12- | 13- | 14- | TOTAL | | | | |
| 14.75- | | | | | | | | | | | | 0 | | | | |
| 13.75- | | | | | | | | | | | | 0 | | | | |
| 12.75- | | | | | | | | | | | | 0 | | | | |
| 11.75- | | | | | | | | | | | | 0 | | | | |
| 10.75- | | | | | | | | | | | | 0 | | | | |
| 9.75- | | | | | | | | | | | | 0 | | | | |
| 8.75- | | | | | | | | | | | | 0 | | | | |
| 7.75- | | | | | | | | | | | | 0 | | | | |
| 6.75- | | | | | | | | | | | | 0 | | | | |
| 5.75- | | | | | | | | | | | | 0 | | | | |
| 4.75- | | | | | | | | | | | | 0 | | | | |
| 3.75- | | | | | | 2 | 41 | 1 | | | | 44 | | | | |
| 2.75- | | | | | | 919 | 137 | | | | | 1056 | | | | |
| 1.75- | | | | | | 14843 | 5103 | 287 | 8 | | | 20241 | | | | |
| 0.75- | | | | | | 3030 | 72784 | 21952 | 2105 | 205 | 24 | 100100 | | | | |
| 0.00- | | | | | | 227 | 2475 | 966 | 41 | | | 3709 | | | | |
| TOTAL | 0 | 3257 | 90102 | 28942 | 2611 | 214 | 24 | 0 | 0 | 0 | 0 | 125150 | | | | |
| MAX | 0.00 | 1.70 | 2.70 | 3.80 | 4.40 | 4.50 | 1.30 | 0.00 | 0.00 | 0.00 | 0.00 | | | | | |

DATE (MAX HEIGHT) 18h 23-AUG-89

1980-1989 Autumn

| AREA W25 (10.0N-20.0N, 130.0W-110.0W) | | PERIOD (SEC) | | | | | | | | | | | | | MEAN OF WAVE HEIGHT 1.45 M MEAN OF WAVE PERIOD 6.53SEC | |
|--|------|--------------|-------|-------|-------|-------|-------|------|------|------|------|--------|--|--|---|--|
| HEIGHT (M) | 0- | 5- | 6- | 7- | 8- | 9- | 10- | 11- | 12- | 13- | 14- | TOTAL | | | | |
| 14.75- | | | | | | | | | | | | 0 | | | | |
| 13.75- | | | | | | | | | | | | 0 | | | | |
| 12.75- | | | | | | | | | | | | 0 | | | | |
| 11.75- | | | | | | | | | | | | 0 | | | | |
| 10.75- | | | | | | | | | | | | 0 | | | | |
| 9.75- | | | | | | | | | | | | 0 | | | | |
| 8.75- | | | | | | | | | | | | 0 | | | | |
| 7.75- | | | | | | | | | | | | 0 | | | | |
| 6.75- | | | | | | | | | | | | 0 | | | | |
| 5.75- | | | | | | 1 | | | | | | 1 | | | | |
| 4.75- | | | | | | 10 | 25 | | | | | 35 | | | | |
| 3.75- | | | | | 3 | 341 | 11 | | | | | 355 | | | | |
| 2.75- | | | | | 1 | 2217 | 433 | 3 | | | | 2654 | | | | |
| 1.75- | | | | | 18616 | 7005 | 134 | | | | | 25755 | | | | |
| 0.75- | | | | | 7661 | 69425 | 12057 | 887 | 67 | | | 90097 | | | | |
| 0.00- | | | | | 555 | 3311 | 1027 | 3 | | | | 4896 | | | | |
| TOTAL | 0 | 8216 | 91353 | 22309 | 1808 | 107 | 0 | 0 | 0 | 0 | 0 | 123793 | | | | |
| MAX | 0.00 | 1.60 | 2.80 | 4.10 | 5.30 | 6.20 | 0.00 | 0.00 | 0.00 | 0.00 | 0.00 | | | | | |

DATE (MAX HEIGHT) 00h 14-SEP-89

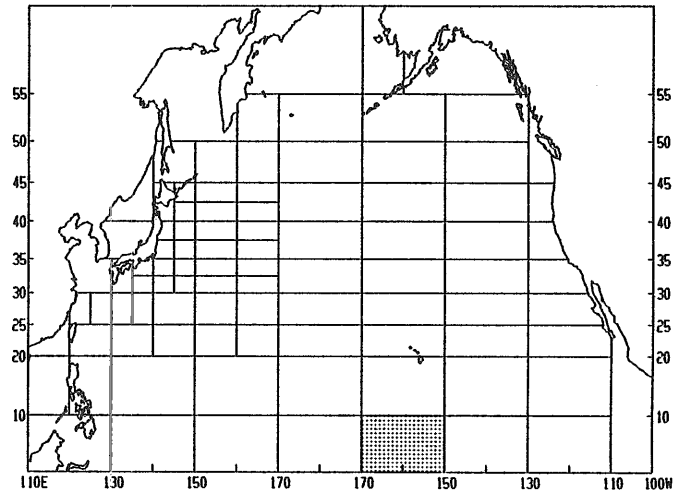
1980-1989 Winter

| AREA W25 (10.0N-20.0N, 130.0W-110.0W) | | PERIOD (SEC) | | | | | | | | | | | | | MEAN OF WAVE HEIGHT 1.88 M MEAN OF WAVE PERIOD 6.73SEC | |
|--|------|--------------|-------|-------|------|-------|-------|------|------|------|------|--------|--|--|---|--|
| HEIGHT (M) | 0- | 5- | 6- | 7- | 8- | 9- | 10- | 11- | 12- | 13- | 14- | TOTAL | | | | |
| 14.75- | | | | | | | | | | | | 0 | | | | |
| 13.75- | | | | | | | | | | | | 0 | | | | |
| 12.75- | | | | | | | | | | | | 0 | | | | |
| 11.75- | | | | | | | | | | | | 0 | | | | |
| 10.75- | | | | | | | | | | | | 0 | | | | |
| 9.75- | | | | | | | | | | | | 0 | | | | |
| 8.75- | | | | | | | | | | | | 0 | | | | |
| 7.75- | | | | | | | | | | | | 0 | | | | |
| 6.75- | | | | | | | | | | | | 8 | | | | |
| 5.75- | | | | | | | | 13 | 25 | | | 38 | | | | |
| 4.75- | | | | | | | 8 | 149 | | | | 157 | | | | |
| 3.75- | | | | | | 4 | 1447 | 100 | | | | 1551 | | | | |
| 2.75- | | | | | | 8704 | 2092 | | | | | 10796 | | | | |
| 1.75- | | | | | | 32182 | 18079 | 163 | 5 | | | 50429 | | | | |
| 0.75- | | | | | | 4728 | 49219 | 4573 | 401 | 16 | | 58937 | | | | |
| 0.00- | | | | | | 80 | 584 | 125 | | | | 789 | | | | |
| TOTAL | 0 | 4808 | 81985 | 31485 | 4111 | 283 | 33 | 0 | 0 | 0 | 0 | 122705 | | | | |
| MAX | 0.00 | 1.70 | 2.70 | 3.90 | 5.40 | 6.50 | 7.40 | 0.00 | 0.00 | 0.00 | 0.00 | | | | | |

1980-1989 All seasons

| AREA W26 (0.0N-10.0N, 170.0W-150.0W) | | MEAN OF WAVE HEIGHT 1.86 M MEAN OF WAVE PERIOD 6.83SEC | | | | | | | | | | | | |
|--|------|---|--------|-------|-------|-------|------|------|------|------|------|--------|--|--|
| HEIGHT (M) | 0- | 5- | 6- | 7- | 8- | 9- | 10- | 11- | 12- | 13- | 14- | TOTAL | | |
| 14.75- | | | | | | | | | | | | 0 | | |
| 13.75- | | | | | | | | | | | | 0 | | |
| 12.75- | | | | | | | | | | | | 0 | | |
| 11.75- | | | | | | | | | | | | 0 | | |
| 10.75- | | | | | | | | | | | | 0 | | |
| 9.75- | | | | | | | | | | | | 0 | | |
| 8.75- | | | | | | | | | | | | 0 | | |
| 7.75- | | | | | | | | | | | | 0 | | |
| 6.75- | | | | | | | | | | | | 0 | | |
| 5.75- | | | | | | 3 | 13 | | | | | 16 | | |
| 4.75- | | | | | 2 | 245 | | | | | | 247 | | |
| 3.75- | | | | 3 | 1777 | 186 | | | | | | 1966 | | |
| 2.75- | | | | 11304 | 3411 | 2 | | | | | | 14717 | | |
| 1.75- | | | | 44016 | 35227 | 308 | 16 | 1 | | | | 79568 | | |
| 0.75- | | | | 999 | 80326 | 10771 | 788 | 105 | 3 | | | 92992 | | |
| 0.00- | | | | | 267 | 126 | 5 | | | | | 398 | | |
| TOTAL | 0 | 999 | 124609 | 57431 | 6291 | 557 | 17 | 0 | 0 | 0 | 0 | 189904 | | |
| MAX | 0.00 | 1.60 | 2.70 | 3.80 | 4.80 | 6.10 | 6.40 | 0.00 | 0.00 | 0.00 | 0.00 | | | |

DATE (MAX HEIGHT) 00h 03-DEC-86



1980-1989 Spring

| | | | | | | | | | | | | | |
|--|------|---|-------|-------|-------|-------|------|------|------|------|------|-------|--|
| AREA W26 (0.0N-10.0N, 170.0W-150.0W) | | MEAN OF WAVE HEIGHT 2.24 M MEAN OF WAVE PERIOD 7.08SEC | | | | | | | | | | | |
| HEIGHT (M) | 0- | 5- | 6- | 7- | 8- | 9- | 10- | 11- | 12- | 13- | 14- | TOTAL | |
| 14.75- | | | | | | | | | | | | 0 | |
| 13.75- | | | | | | | | | | | | 0 | |
| 12.75- | | | | | | | | | | | | 0 | |
| 11.75- | | | | | | | | | | | | 0 | |
| 10.75- | | | | | | | | | | | | 0 | |
| 9.75- | | | | | | | | | | | | 0 | |
| 8.75- | | | | | | | | | | | | 0 | |
| 7.75- | | | | | | | | | | | | 0 | |
| 6.75- | | | | | | | | | | | | 0 | |
| 5.75- | | | | | | 1 | 1 | | | | | 2 | |
| 4.75- | | | | | 2 | 134 | | | | | | 136 | |
| 3.75- | | | | 1 | 982 | 110 | | | | | | 1093 | |
| 2.75- | | | | | 5805 | 1791 | | | | | | 7596 | |
| 1.75- | | | | | 13758 | 15077 | 21 | | | | | 28856 | |
| 0.75- | | | 6 | 8439 | 1639 | 62 | 11 | | | | | 10157 | |
| 0.00- | | | | | | | | | | | | 0 | |
| TOTAL | 0 | 6 | 22197 | 22522 | 2858 | 256 | 1 | 0 | 0 | 0 | 0 | 47840 | |
| MAX | 0.00 | 1.40 | 2.70 | 3.80 | 4.80 | 5.80 | 6.10 | 0.00 | 0.00 | 0.00 | 0.00 | | |

DATE (MAX HEIGHT) 12h 03-APR-81

1980-1989 Summer

| | | | | | | | | | | | | | | |
|------------------------------|------|-----------------------------|-------|------|------|------|------|------|------|------|------|-------|--|--|
| AREA W26 | | MEAN OF WAVE HEIGHT 1.61 M | | | | | | | | | | | | |
| (0.0N-10.0N, 170.0W-150.0W) | | MEAN OF WAVE PERIOD 6.57SEC | | | | | | | | | | | | |
| HEIGHT (M) | 0- | 5- | 6- | 7- | 8- | 9- | 10- | 11- | 12- | 13- | 14- | TOTAL | | |
| 14.75- | | | | | | | | | | | | 0 | | |
| 13.75- | | | | | | | | | | | | 0 | | |
| 12.75- | | | | | | | | | | | | 0 | | |
| 11.75- | | | | | | | | | | | | 0 | | |
| 10.75- | | | | | | | | | | | | 0 | | |
| 9.75- | | | | | | | | | | | | 0 | | |
| 8.75- | | | | | | | | | | | | 0 | | |
| 7.75- | | | | | | | | | | | | 0 | | |
| 6.75- | | | | | | | | | | | | 0 | | |
| 5.75- | | | | | | | | | | | | 0 | | |
| 4.75- | | | | | | | 3 | | | | | 3 | | |
| 3.75- | | | | | 43 | 1 | | | | | | 44 | | |
| 2.75- | | | | 734 | 94 | | | | | | | 828 | | |
| 1.75- | | | 10867 | 3919 | 12 | | | | | | | 14798 | | |
| 0.75- | | 522 | 29914 | 1625 | 4 | | | | | | | 32065 | | |
| 0.00- | | | 84 | 18 | | | | | | | | 102 | | |
| TOTAL | 0 | 522 | 40865 | 6296 | 153 | 4 | 0 | 0 | 0 | 0 | 0 | 47840 | | |
| MAX | 0.00 | 1.50 | 2.50 | 3.50 | 4.70 | 4.80 | 0.00 | 0.00 | 0.00 | 0.00 | 0.00 | | | |

DATE (MAX HEIGHT) 00h 11-JUN-89

1980-1989 Autumn

| AREA W26 (0.0N-10.0N, 170.0W-150.0W) | | PERIOD (SEC) | | | | | | | | | | | MEAN OF WAVE HEIGHT 1.50 M MEAN OF WAVE PERIOD 6.65SEC | |
|--|------|--------------|-------|------|------|-------|------|------|------|------|------|-------|---|--|
| HEIGHT (M) | 0- | 5- | 6- | 7- | 8- | 9- | 10- | 11- | 12- | 13- | 14- | TOTAL | | |
| 14.75- | | | | | | | | | | | | 0 | | |
| 13.75- | | | | | | | | | | | | 0 | | |
| 12.75- | | | | | | | | | | | | 0 | | |
| 11.75- | | | | | | | | | | | | 0 | | |
| 10.75- | | | | | | | | | | | | 0 | | |
| 9.75- | | | | | | | | | | | | 0 | | |
| 8.75- | | | | | | | | | | | | 0 | | |
| 7.75- | | | | | | | | | | | | 0 | | |
| 6.75- | | | | | | | | | | | | 0 | | |
| 5.75- | | | | | | | | | | | | 0 | | |
| 4.75- | | | | | | | 11 | | | | | 11 | | |
| 3.75- | | | | | 1 | 100 | 4 | | | | | 105 | | |
| 2.75- | | | | | 829 | 236 | 1 | | | | | 1066 | | |
| 1.75- | | | | | 6019 | 3251 | 51 | 7 | 1 | | | 9329 | | |
| 0.75- | | | | | 468 | 30787 | 4695 | 500 | 62 | 1 | | 36513 | | |
| 0.00- | | | | | | 183 | 108 | 5 | | | | 296 | | |
| TOTAL | 0 | 468 | 36989 | 8884 | 892 | 85 | 2 | 0 | 0 | 0 | 0 | 47320 | | |
| MAX | 0.00 | 1.60 | 2.60 | 3.80 | 4.70 | 5.20 | 2.10 | 0.00 | 0.00 | 0.00 | 0.00 | | | |

DATE (MAX HEIGHT) 06h 16-NOV-82

1980-1989 Winter

| AREA W26 | | MEAN OF WAVE HEIGHT 2.10 M | | | | | | | | | | | | | TOTAL |
|------------------------------|------|-----------------------------|-------|-------|-------|-------|------|------|------|------|------|------|------|------|-------|
| (0.0N-10.0N, 170.0W-150.0W) | | MEAN OF WAVE PERIOD 7.02SEC | | | | | | | | | | | | | |
| HEIGHT (M) | 0- | 5- | 6- | 7- | 8- | 9- | 10- | 11- | 12- | 13- | 14- | | | | TOTAL |
| 14.75- | | | | | | | | | | | | | | | 0 |
| 13.75- | | | | | | | | | | | | | | | 0 |
| 12.75- | | | | | | | | | | | | | | | 0 |
| 11.75- | | | | | | | | | | | | | | | 0 |
| 10.75- | | | | | | | | | | | | | | | 0 |
| 9.75- | | | | | | | | | | | | | | | 0 |
| 8.75- | | | | | | | | | | | | | | | 0 |
| 7.75- | | | | | | | | | | | | | | | 0 |
| 6.75- | | | | | | | | | | | | | | | 0 |
| 5.75- | | | | | | | | 2 | 12 | | | | | | 14 |
| 4.75- | | | | | | | | 97 | | | | | | | 97 |
| 3.75- | | | | | 1 | 652 | | 71 | | | | | | | 724 |
| 2.75- | | | | | 3936 | 1290 | | 1 | | | | | | | 5227 |
| 1.75- | | | | | 13372 | 12980 | | 224 | 9 | | | | | | 26585 |
| 0.75- | | | | | 3 | 11186 | 2812 | 222 | 32 | 2 | | | | | 14257 |
| 0.00- | | | | | | | | | | | | | | | 0 |
| TOTAL | 0 | 3 | 24558 | 19729 | 2388 | 212 | 14 | 0 | 0 | 0 | 0 | 0 | 0 | 0 | 46904 |
| MAX | 0.00 | 1.20 | 2.70 | 3.80 | 4.70 | 6.10 | 6.40 | 0.00 | 0.00 | 0.00 | 0.00 | 0.00 | 0.00 | 0.00 | |

DATE (MAX HEIGHT) 00h 03-DEC-85

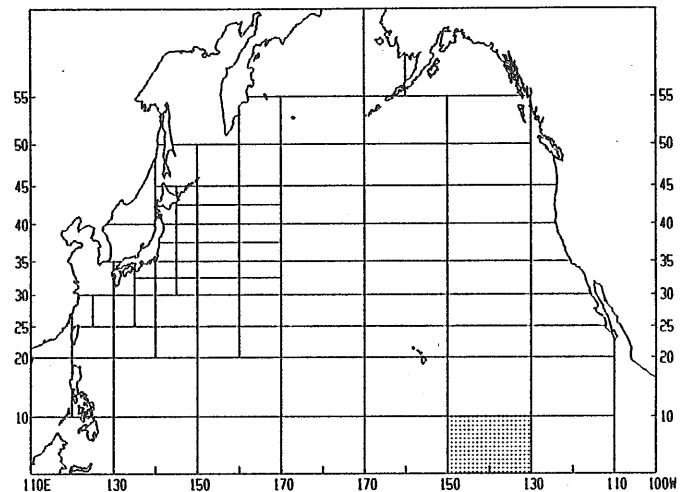
1980-1989 All seasons

AREA W27
(0.0N-10.0N, 150.0W-130.0W)

MEAN OF WAVE HEIGHT 1.62 M
MEAN OF WAVE PERIOD 6.70SEC

| HEIGHT (M) | 0- | 5- | 6- | 7- | 8- | 9- | 10- | 11- | 12- | 13- | 14- | TOTAL |
|------------|------|------------|-------|------------|-------|------|------|------|------|------|------|--------|
| 14.75- | | | | | | | | | | | | 0 |
| 13.75- | | | | | | | | | | | | 0 |
| 12.75- | | | | | | | | | | | | 0 |
| 11.75- | | | | | | | | | | | | 0 |
| 10.75- | | | | | | | | | | | | 0 |
| 9.75- | | | | | | | | | | | | 0 |
| 8.75- | | | | | | | | | | | | 0 |
| 7.75- | | | | | | | | | | | | 0 |
| 6.75- | | | | | | | | 1 | | | | 1 |
| 5.75- | | | | | | 4 | 7 | | | | | 11 |
| 4.75- | | | | | 2 | 69 | | | | | | 71 |
| 3.75- | | | | 2 | 813 | 44 | | | | | | 865 |
| 2.75- | | | | 7970 | 1772 | 6 | | | | | | 9748 |
| 1.75- | | | | 51206 | 31784 | 326 | 48 | 23 | 2 | | | 83389 |
| 0.75- | | | | 4081138768 | 18193 | 1078 | 49 | 5 | 1 | | | 162175 |
| 0.00- | | | | 324 | 4462 | 1848 | 72 | | | | | 6706 |
| TOTAL | 0 | 4405194436 | 59797 | 4069 | 220 | 36 | 3 | 0 | 0 | 0 | 0 | 262966 |
| MAX | 0.00 | 1.70 | 2.60 | 3.80 | 4.90 | 6.00 | 6.90 | 2.00 | 0.00 | 0.00 | 0.00 | |

DATE (MAX HEIGHT) 06h 03-APR-81



1980-1989 Spring

AREA W27
(0.0N-10.0N, 150.0W-130.0W)

MEAN OF WAVE HEIGHT 1.96 M
MEAN OF WAVE PERIOD 6.81SEC

| HEIGHT (M) | 0- | 5- | 6- | 7- | 8- | 9- | 10- | 11- | 12- | 13- | 14- | TOTAL |
|------------|------|------|-------|-------|-------|------|------|------|------|------|------|-------|
| 14.75- | | | | | | | | | | | | 0 |
| 13.75- | | | | | | | | | | | | 0 |
| 12.75- | | | | | | | | | | | | 0 |
| 11.75- | | | | | | | | | | | | 0 |
| 10.75- | | | | | | | | | | | | 0 |
| 9.75- | | | | | | | | | | | | 0 |
| 8.75- | | | | | | | | | | | | 0 |
| 7.75- | | | | | | | | | | | | 0 |
| 6.75- | | | | | | | | 1 | | | | 1 |
| 5.75- | | | | | | 4 | 7 | | | | | 11 |
| 4.75- | | | | | 2 | 62 | | | | | | 64 |
| 3.75- | | | | 1 | 463 | 27 | | | | | | 491 |
| 2.75- | | | | 3856 | 846 | | | | | | | 4702 |
| 1.75- | | | | 20692 | 14256 | 32 | | | | | | 34980 |
| 0.75- | | | | 51 | 24182 | 1672 | 24 | | | | | 25929 |
| 0.00- | | | | 41 | 27 | | | | | | | 68 |
| TOTAL | 0 | 51 | 44915 | 19812 | 1367 | 93 | 8 | 0 | 0 | 0 | 0 | 66246 |
| MAX | 0.00 | 1.40 | 2.60 | 3.80 | 4.90 | 6.00 | 6.90 | 0.00 | 0.00 | 0.00 | 0.00 | |

DATE (MAX HEIGHT) 06h 03-APR-81

1980-1989 Summer

AREA W27
(0.0N-10.0N, 150.0W-130.0W)

MEAN OF WAVE HEIGHT 1.30 M
MEAN OF WAVE PERIOD 6.53SEC

| HEIGHT (M) | 0- | 5- | 6- | 7- | 8- | 9- | 10- | 11- | 12- | 13- | 14- | TOTAL |
|------------|------|------|-------|------|------|------|-------|------|------|------|------|-------|
| 14.75- | | | | | | | | | | | | 0 |
| 13.75- | | | | | | | | | | | | 0 |
| 12.75- | | | | | | | | | | | | 0 |
| 11.75- | | | | | | | | | | | | 0 |
| 10.75- | | | | | | | | | | | | 0 |
| 9.75- | | | | | | | | | | | | 0 |
| 8.75- | | | | | | | | | | | | 0 |
| 7.75- | | | | | | | | | | | | 0 |
| 6.75- | | | | | | | | | | | | 0 |
| 5.75- | | | | | | | | | | | | 0 |
| 4.75- | | | | | | | | | | | | 0 |
| 3.75- | | | | | | 1 | | | | | | 1 |
| 2.75- | | | | | | 145 | 8 | | | | | 153 |
| 1.75- | | | | | | 5219 | 1252 | 2 | | | | 6473 |
| 0.75- | | | | | | 1857 | 48848 | 5525 | 339 | 3 | | 56572 |
| 0.00- | | | | | | 176 | 2038 | 811 | 21 | | | 3046 |
| TOTAL | 0 | 2033 | 56105 | 7734 | 370 | 3 | 0 | 0 | 0 | 0 | 0 | 66245 |
| MAX | 0.00 | 1.60 | 2.60 | 3.80 | 3.70 | 1.00 | 0.00 | 0.00 | 0.00 | 0.00 | 0.00 | |

DATE (MAX HEIGHT) 12h 14-JUL-89

1980-1989 Autumn

AREA W27
(0.0N-10.0N, 150.0W-130.0W)

MEAN OF WAVE HEIGHT 1.29 M
MEAN OF WAVE PERIOD 6.61SEC

| HEIGHT (M) | 0- | 5- | 6- | 7- | 8- | 9- | 10- | 11- | 12- | 13- | 14- | TOTAL |
|------------|------|------|-------|-------|------|-------|------|------|------|------|------|-------|
| 14.75- | | | | | | | | | | | | 0 |
| 13.75- | | | | | | | | | | | | 0 |
| 12.75- | | | | | | | | | | | | 0 |
| 11.75- | | | | | | | | | | | | 0 |
| 10.75- | | | | | | | | | | | | 0 |
| 9.75- | | | | | | | | | | | | 0 |
| 8.75- | | | | | | | | | | | | 0 |
| 7.75- | | | | | | | | | | | | 0 |
| 6.75- | | | | | | | | | | | | 0 |
| 5.75- | | | | | | | | | | | | 0 |
| 4.75- | | | | | | | 3 | | | | | 3 |
| 3.75- | | | | | | 32 | 1 | | | | | 33 |
| 2.75- | | | | | 262 | 65 | | | | | | 327 |
| 1.75- | | | | | 5111 | 2219 | 78 | | | | | 7408 |
| 0.75- | | | | | 2083 | 42915 | 8529 | 623 | 19 | | | 54163 |
| 0.00- | | | | | 148 | 2376 | 1010 | 51 | | | | 3585 |
| TOTAL | 0 | 2231 | 50402 | 12020 | 849 | 23 | 0 | 0 | 0 | 0 | 0 | 65525 |
| MAX | 0.00 | 1.70 | 2.60 | 3.70 | 4.50 | 5.20 | 0.00 | 0.00 | 0.00 | 0.00 | 0.00 | |

DATE (MAX HEIGHT) 00h 25-NOV-89

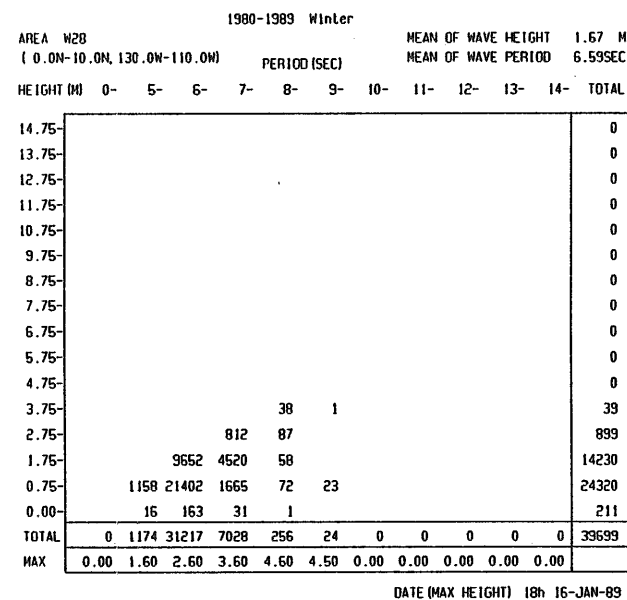
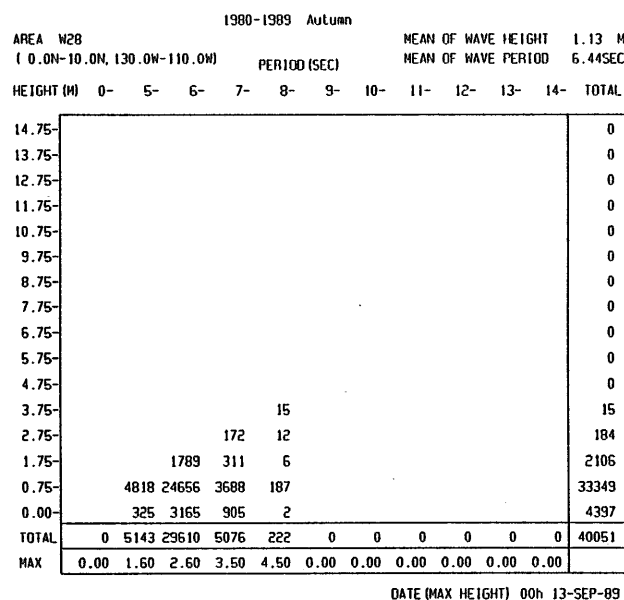
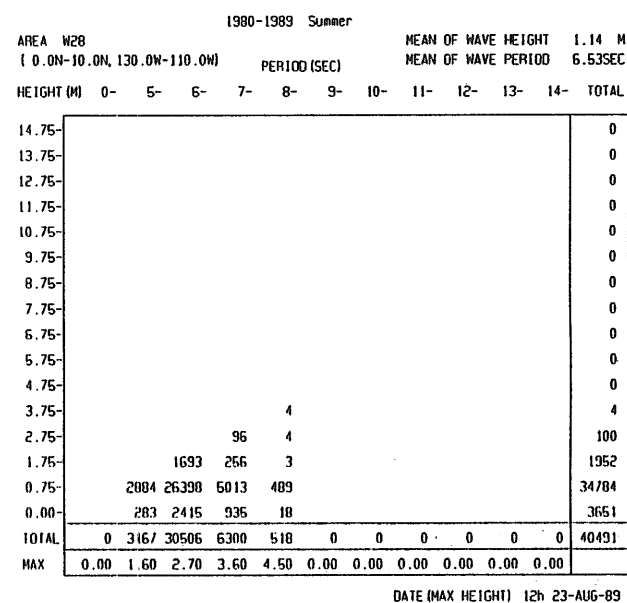
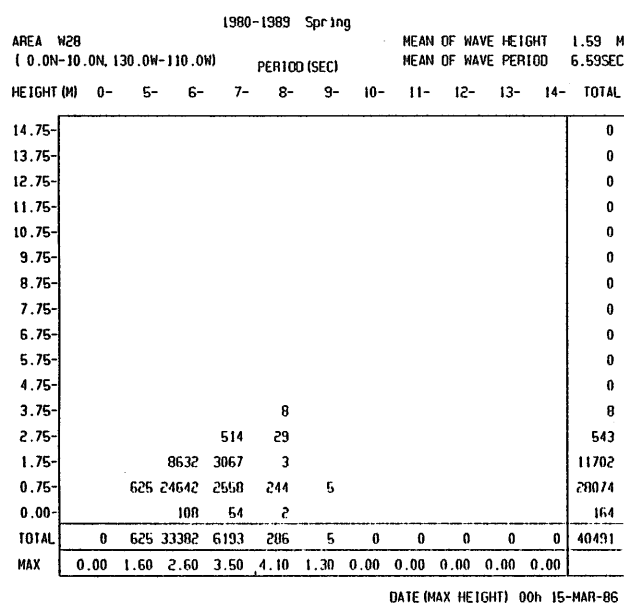
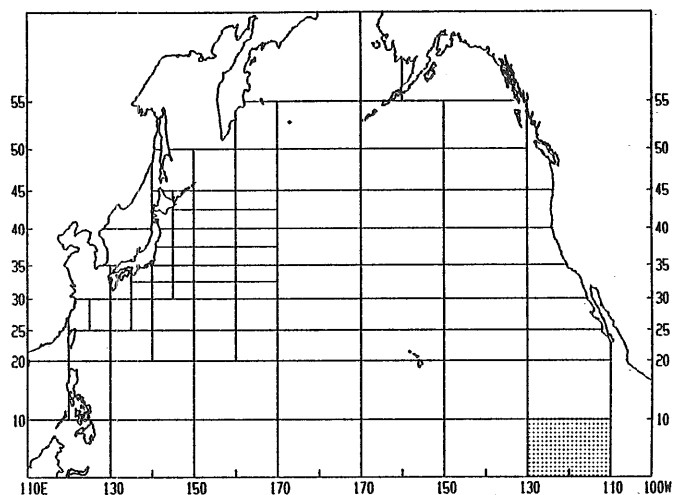
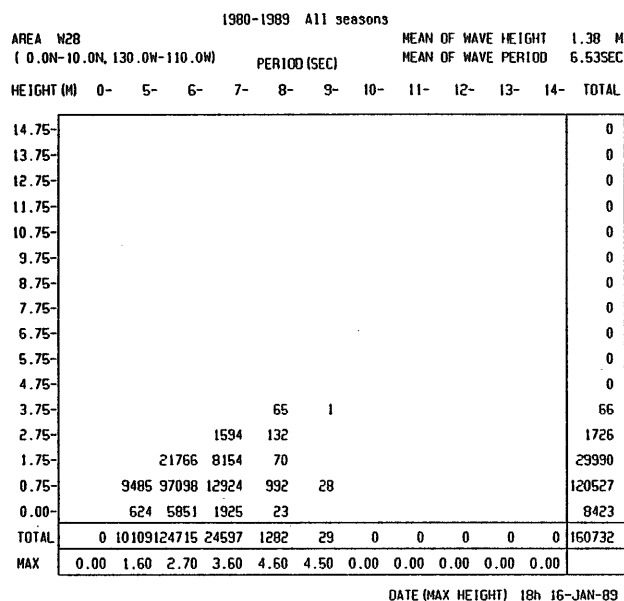
1980-1989 Winter

AREA W27
(0.0N-10.0N, 150.0W-130.0W)

MEAN OF WAVE HEIGHT 1.95 M
MEAN OF WAVE PERIOD 6.84SEC

| HEIGHT (M) | 0- | 5- | 6- | 7- | 8- | 9- | 10- | 11- | 12- | 13- | 14- | TOTAL |
|------------|------|------|-------|-------|------|------|------|------|------|------|------|-------|
| 14.75- | | | | | | | | | | | | 0 |
| 13.75- | | | | | | | | | | | | 0 |
| 12.75- | | | | | | | | | | | | 0 |
| 11.75- | | | | | | | | | | | | 0 |
| 10.75- | | | | | | | | | | | | 0 |
| 9.75- | | | | | | | | | | | | 0 |
| 8.75- | | | | | | | | | | | | 0 |
| 7.75- | | | | | | | | | | | | 0 |
| 6.75- | | | | | | | | | | | | 0 |
| 5.75- | | | | | | | | | | | | 0 |
| 4.75- | | | | | | | | | | | | 0 |
| 3.75- | | | | | | | | | | | | 0 |
| 2.75- | | | | | | | | | | | | 0 |
| 1.75- | | | | | | | | | | | | 0 |
| 0.75- | | | | | | | | | | | | 0 |
| 0.00- | | | | | | | | | | | | 0 |
| TOTAL | 0 | 90 | 43014 | 20231 | 1483 | 101 | 28 | 3 | 0 | 0 | 0 | 64950 |
| MAX | 0.00 | 1.50 | 2.50 | 3.70 | 4.70 | 5.00 | 2.50 | 2.00 | 0.00 | 0.00 | 0.00 | |

DATE (MAX HEIGHT) 18h 14-DEC-82



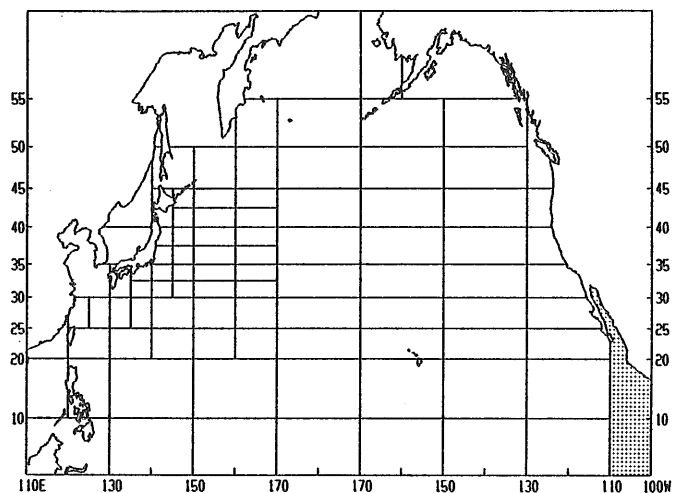
1980-1989 All seasons

AREA W29
(0.0N-25.0N, 110.0W-100.0W)

MEAN OF WAVE HEIGHT 1.25 M
MEAN OF WAVE PERIOD 6.35SEC

| HEIGHT (M) | 0- | 5- | 6- | 7- | 8- | 9- | 10- | 11- | 12- | 13- | 14- | TOTAL |
|------------|------|-------|-------|------|------|------|------|------|------|------|------|-------|
| 14.75- | | | | | | | | | | | | 0 |
| 13.75- | | | | | | | | | | | | 0 |
| 12.75- | | | | | | | | | | | | 0 |
| 11.75- | | | | | | | | | | | | 0 |
| 10.75- | | | | | | | | | | | | 0 |
| 9.75- | | | | | | | | | | | | 0 |
| 8.75- | | | | | | | | | | | | 0 |
| 7.75- | | | | | | | | | | | | 0 |
| 6.75- | | | | | | | | | | | | 0 |
| 5.75- | | | | | | | | | | | | 0 |
| 4.75- | | | | | 5 | 15 | | | | | | 20 |
| 3.75- | | | | 5 | 81 | 3 | | | | | | 89 |
| 2.75- | | | 1 | 704 | 123 | 9 | | | | | | 837 |
| 1.75- | | | 8100 | 2498 | 181 | 13 | | | | | | 10792 |
| 0.75- | | 14782 | 45176 | 5629 | 412 | 23 | 1 | | | | | 66023 |
| 0.00- | 3 | 4399 | 5176 | 329 | 4 | | | | | | | 9911 |
| TOTAL | 3 | 19181 | 58453 | 9165 | 806 | 63 | 1 | 0 | 0 | 0 | 0 | 87672 |
| MAX | 0.60 | 1.70 | 2.80 | 4.00 | 5.20 | 5.60 | 1.30 | 0.00 | 0.00 | 0.00 | 0.00 | |

DATE (MAX HEIGHT) 00h 12-SEP-89



1980-1989 Spring

AREA W29
(0.0N-25.0N, 110.0W-100.0W)

MEAN OF WAVE HEIGHT 1.34 M
MEAN OF WAVE PERIOD 6.40SEC

| HEIGHT (M) | 0- | 5- | 6- | 7- | 8- | 9- | 10- | 11- | 12- | 13- | 14- | TOTAL |
|------------|------|------|-------|------|------|------|------|------|------|------|------|-------|
| 14.75- | | | | | | | | | | | | 0 |
| 13.75- | | | | | | | | | | | | 0 |
| 12.75- | | | | | | | | | | | | 0 |
| 11.75- | | | | | | | | | | | | 0 |
| 10.75- | | | | | | | | | | | | 0 |
| 9.75- | | | | | | | | | | | | 0 |
| 8.75- | | | | | | | | | | | | 0 |
| 7.75- | | | | | | | | | | | | 0 |
| 6.75- | | | | | | | | | | | | 0 |
| 5.75- | | | | | | | | | | | | 0 |
| 4.75- | | | | | | | | | | | | 0 |
| 3.75- | | | | 1 | 7 | | | | | | | 8 |
| 2.75- | | | | 187 | 5 | | | | | | | 192 |
| 1.75- | | | 2764 | 520 | 9 | | | | | | | 3293 |
| 0.75- | | 3009 | 12657 | 1628 | 159 | 4 | | | | | | 17457 |
| 0.00- | | 445 | 647 | 43 | 1 | | | | | | | 1136 |
| TOTAL | 0 | 3454 | 16068 | 2379 | 181 | 4 | 0 | 0 | 0 | 0 | 0 | 22086 |
| MAX | 0.00 | 1.70 | 2.70 | 3.80 | 4.30 | 1.50 | 0.00 | 0.00 | 0.00 | 0.00 | 0.00 | |

DATE (MAX HEIGHT) 00h 23-MAR-87

1980-1989 Summer

AREA W29
(0.0N-25.0N, 110.0W-100.0W)

MEAN OF WAVE HEIGHT 1.22 M
MEAN OF WAVE PERIOD 6.36SEC

| HEIGHT (M) | 0- | 5- | 6- | 7- | 8- | 9- | 10- | 11- | 12- | 13- | 14- | TOTAL |
|------------|------|------|-------|------|------|------|-------|------|------|------|------|-------|
| 14.75- | | | | | | | | | | | | 0 |
| 13.75- | | | | | | | | | | | | 0 |
| 12.75- | | | | | | | | | | | | 0 |
| 11.75- | | | | | | | | | | | | 0 |
| 10.75- | | | | | | | | | | | | 0 |
| 9.75- | | | | | | | | | | | | 0 |
| 8.75- | | | | | | | | | | | | 0 |
| 7.75- | | | | | | | | | | | | 0 |
| 6.75- | | | | | | | | | | | | 0 |
| 5.75- | | | | | | | | | | | | 0 |
| 4.75- | | | | | | 1 | 4 | | | | | 5 |
| 3.75- | | | | | | 15 | 1 | | | | | 16 |
| 2.75- | | | | | | 119 | 22 | | | | | 141 |
| 1.75- | | | | | | 1660 | 607 | 34 | 2 | | | 2303 |
| 0.75- | | | | | | 3464 | 12023 | 1717 | 47 | 1 | | 17252 |
| 0.00- | | | | | | 969 | 1333 | 67 | | | | 2369 |
| TOTAL | 0 | 4433 | 15016 | 2510 | 119 | 8 | 0 | 0 | 0 | 0 | 0 | 22086 |
| MAX | 0.00 | 1.70 | 2.70 | 3.70 | 4.90 | 5.30 | 0.00 | 0.00 | 0.00 | 0.00 | 0.00 | |

DATE (MAX HEIGHT) 06h 01-AUG-89

1980-1989 Autumn

AREA W29
(0.0N-25.0N, 110.0W-100.0W)

MEAN OF WAVE HEIGHT 1.21 M
MEAN OF WAVE PERIOD 6.31SEC

| HEIGHT (M) | 0- | 5- | 6- | 7- | 8- | 9- | 10- | 11- | 12- | 13- | 14- | TOTAL |
|------------|------|------|-------|------|------|------|------|------|------|------|------|-------|
| 14.75- | | | | | | | | | | | | 0 |
| 13.75- | | | | | | | | | | | | 0 |
| 12.75- | | | | | | | | | | | | 0 |
| 11.75- | | | | | | | | | | | | 0 |
| 10.75- | | | | | | | | | | | | 0 |
| 9.75- | | | | | | | | | | | | 0 |
| 8.75- | | | | | | | | | | | | 0 |
| 7.75- | | | | | | | | | | | | 0 |
| 6.75- | | | | | | | | | | | | 0 |
| 5.75- | | | | | | | | | | | | 0 |
| 4.75- | | | | | | 3 | 11 | | | | | 14 |
| 3.75- | | | | 2 | 41 | 2 | | | | | | 45 |
| 2.75- | | | | 182 | 81 | 9 | | | | | | 272 |
| 1.75- | | | 1558 | 763 | 113 | 7 | | | | | | 2441 |
| 0.75- | | 4433 | 10070 | 1170 | 66 | | | | | | | 15739 |
| 0.00- | | 1560 | 1706 | 69 | | | | | | | | 3335 |
| TOTAL | 0 | 5993 | 13334 | 2186 | 304 | 29 | 0 | 0 | 0 | 0 | 0 | 21846 |
| MAX | 0.00 | 1.70 | 2.70 | 4.00 | 5.20 | 5.60 | 0.00 | 0.00 | 0.00 | 0.00 | 0.00 | |

DATE (MAX HEIGHT) 00h 12-SEP-89

1980-1989 Winter

AREA W29
(0.0N-25.0N, 110.0W-100.0W)

MEAN OF WAVE HEIGHT 1.24 M
MEAN OF WAVE PERIOD 6.31SEC

| HEIGHT (M) | 0- | 5- | 6- | 7- | 8- | 9- | 10- | 11- | 12- | 13- | 14- | TOTAL |
|------------|------|------|-------|------|-------|------|------|------|------|------|------|-------|
| 14.75- | | | | | | | | | | | | 0 |
| 13.75- | | | | | | | | | | | | 0 |
| 12.75- | | | | | | | | | | | | 0 |
| 11.75- | | | | | | | | | | | | 0 |
| 10.75- | | | | | | | | | | | | 0 |
| 9.75- | | | | | | | | | | | | 0 |
| 8.75- | | | | | | | | | | | | 0 |
| 7.75- | | | | | | | | | | | | 0 |
| 6.75- | | | | | | | | | | | | 0 |
| 5.75- | | | | | | | | | | | | 0 |
| 4.75- | | | | | | 1 | | | | | | 1 |
| 3.75- | | | | | 2 | 18 | | | | | | 20 |
| 2.75- | | | | 1 | 216 | 15 | | | | | | 232 |
| 1.75- | | | | 2118 | 608 | 25 | 4 | | | | | 2755 |
| 0.75- | | | | 3876 | 10426 | 1114 | 140 | 18 | 1 | | | 15575 |
| 0.00- | 3 | 1425 | 1490 | 150 | 3 | | | | | | | 3071 |
| TOTAL | 3 | 5301 | 14035 | 2090 | 202 | 22 | 1 | 0 | 0 | 0 | 0 | 21654 |
| MAX | 0.60 | 1.60 | 2.80 | 4.00 | 4.80 | 1.30 | 1.30 | 0.00 | 0.00 | 0.00 | 0.00 | |

DATE (MAX HEIGHT) 00h 04-FEB-90

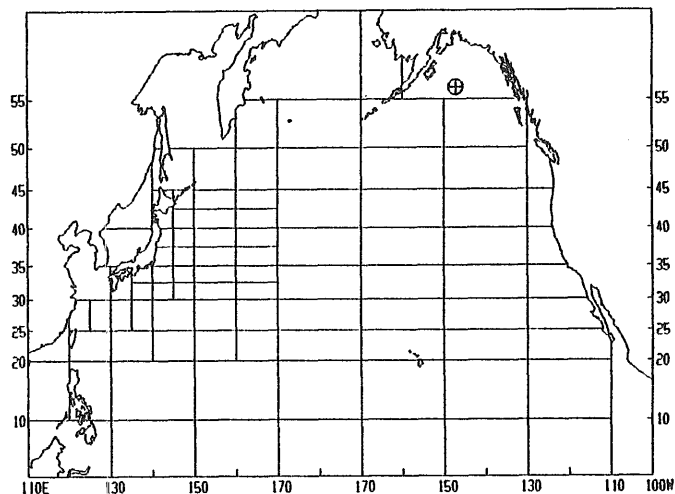
1978-1988 All seasons

BUOY 46001
(56-18 N, 148-18 W)

MEAN OF WAVE HEIGHT 2.76 M
MEAN OF WAVE PERIOD 6.21SEC

| HEIGHT (M) | 0- | 5- | 6- | 7- | 8- | 9- | 10- | 11- | 12- | 13- | 14- | TOTAL |
|------------|------|-------|-------|-------|------|------|-------|-------|-------|-------|------|-------|
| 14.75- | | | | | | | | | | 1 | | 1 |
| 13.75- | | | | | | | | | | | | 0 |
| 12.75- | | | | | | | | 1 | 3 | | | 4 |
| 11.75- | | | | | | | | 3 | 4 | | | 7 |
| 10.75- | | | | | | | | 8 | 2 | | | 12 |
| 9.75- | | | | | | 1 | 11 | 11 | 3 | | | 26 |
| 8.75- | | | | | 33 | 52 | 13 | 1 | | | | 99 |
| 7.75- | | | | 35 | 210 | 65 | 15 | | | | | 325 |
| 6.75- | | | 4 | 303 | 381 | 97 | 19 | | | | | 804 |
| 5.75- | | | 175 | 1094 | 552 | 135 | 23 | 1 | | | | 1980 |
| 4.75- | | 80 | 1812 | 1964 | 777 | 130 | 21 | 1 | | | | 4785 |
| 3.75- | 10 | 1736 | 4646 | 2248 | 597 | 116 | 4 | | | | | 9357 |
| 2.75- | 2 | 1250 | 7160 | 5906 | 1881 | 449 | 59 | 2 | | | | 16709 |
| 1.75- | 921 | 8681 | 9669 | 4485 | 1167 | 222 | 26 | 1 | 2 | | | 25174 |
| 0.75- | 4964 | 8585 | 4900 | 1355 | 222 | 50 | 5 | | | | | 20081 |
| 0.00- | 713 | 533 | 237 | 57 | 14 | 2 | | | | | | 1556 |
| TOTAL | 6600 | 19059 | 23782 | 18440 | 8928 | 3274 | 698 | 121 | 17 | 1 | 0 | 80920 |
| MAX | 2.80 | 4.20 | 5.50 | 7.00 | 8.60 | 9.80 | 11.10 | 13.30 | 13.30 | 14.80 | 0.00 | |

DATE (MAX HEIGHT) 06h 28-NOV-79



1978-1988 Spring

BUOY 46001
(56-18 N, 148-18 W)

MEAN OF WAVE HEIGHT 2.66 M
MEAN OF WAVE PERIOD 6.30SEC

| HEIGHT (M) | 0- | 5- | 6- | 7- | 8- | 9- | 10- | 11- | 12- | 13- | 14- | TOTAL |
|------------|------|------|------|------|------|------|-------|-------|-------|------|------|-------|
| 14.75- | | | | | | | | | | | | 0 |
| 13.75- | | | | | | | | | | | | 0 |
| 12.75- | | | | | | | | | | | | 0 |
| 11.75- | | | | | | | | | | | | 0 |
| 10.75- | | | | | | | | 2 | | | | 2 |
| 9.75- | | | | | | | 2 | 2 | 3 | | | 7 |
| 8.75- | | | | | | 2 | 10 | 4 | 1 | | | 17 |
| 7.75- | | | | | 3 | 26 | 15 | 4 | | | | 48 |
| 6.75- | | | | 2 | 47 | 72 | 24 | 3 | | | | 148 |
| 5.75- | | | | 22 | 170 | 102 | 31 | 10 | 1 | | | 336 |
| 4.75- | | | 7 | 304 | 293 | 143 | 39 | 12 | 1 | | | 799 |
| 3.75- | | 8 | 357 | 963 | 390 | 157 | 63 | 4 | | | | 1942 |
| 2.75- | 1 | 271 | 1928 | 1674 | 596 | 157 | 17 | | | | | 4644 |
| 1.75- | 174 | 2093 | 2897 | 1653 | 514 | 100 | 13 | 1 | 2 | | | 7447 |
| 0.75- | 970 | 1858 | 1427 | 425 | 77 | 23 | 5 | | | | | 4785 |
| 0.00- | 56 | 30 | 29 | 7 | 3 | | | | | | | 125 |
| TOTAL | 1201 | 4260 | 6645 | 5050 | 2093 | 782 | 219 | 42 | 8 | 0 | 0 | 20300 |
| MAX | 2.80 | 4.20 | 5.10 | 6.80 | 8.20 | 9.40 | 10.10 | 11.60 | 10.70 | 0.00 | 0.00 | |

DATE (MAX HEIGHT) 18h 15-APR-88

1978-1988 Summer

BUOY 46001
(56-18 N, 148-18 W)

MEAN OF WAVE HEIGHT 1.71 M
MEAN OF WAVE PERIOD 5.25SEC

| HEIGHT (M) | 0- | 5- | 6- | 7- | 8- | 9- | 10- | 11- | 12- | 13- | 14- | TOTAL |
|------------|------|------|------|------|------|------|------|------|------|------|------|-------|
| 14.75- | | | | | | | | | | | | 0 |
| 13.75- | | | | | | | | | | | | 0 |
| 12.75- | | | | | | | | | | | | 0 |
| 11.75- | | | | | | | | | | | | 0 |
| 10.75- | | | | | | | | | | | | 0 |
| 9.75- | | | | | | | | | | | | 0 |
| 8.75- | | | | | | | | | | | | 0 |
| 7.75- | | | | | | 2 | | | | | | 2 |
| 6.75- | | | | | | 17 | 2 | | | | | 19 |
| 5.75- | | | | | | 3 | 27 | 3 | | | | 33 |
| 4.75- | | | | | | 1 | 40 | 32 | 12 | | | 85 |
| 3.75- | | | | | | 117 | 158 | 49 | 1 | | | 325 |
| 2.75- | | | | | | 284 | 760 | 343 | 47 | 3 | | 1437 |
| 1.75- | | | | | | 451 | 3285 | 2217 | 515 | 40 | | 6508 |
| 0.75- | | | | | | 3211 | 4632 | 2184 | 463 | 82 | 16 | 10654 |
| 0.00- | | | | | | 591 | 465 | 205 | 48 | 11 | 2 | 1322 |
| TOTAL | 4253 | 8726 | 5484 | 1576 | 307 | 39 | 0 | 0 | 0 | 0 | 0 | 20385 |
| MAX | 2.60 | 3.60 | 5.20 | 6.00 | 7.90 | 7.40 | 0.00 | 0.00 | 0.00 | 0.00 | 0.00 | |

DATE (MAX HEIGHT) 20h 26-AUG-84

1978-1988 Autumn

BUOY 46001
(56-18 N, 148-18 W)

MEAN OF WAVE HEIGHT 2.99 M
MEAN OF WAVE PERIOD 6.28SEC

| HEIGHT (M) | 0- | 5- | 6- | 7- | 8- | 9- | 10- | 11- | 12- | 13- | 14- | TOTAL |
|------------|------|------|------|------|------|------|-------|-------|-------|-------|------|-------|
| 14.75- | | | | | | | | | | 1 | | 1 |
| 13.75- | | | | | | | | | | | | 0 |
| 12.75- | | | | | | | | | 3 | | | 3 |
| 11.75- | | | | | | | | 1 | 4 | | | 5 |
| 10.75- | | | | | | | | 4 | 1 | | | 5 |
| 9.75- | | | | | | 1 | 4 | 3 | | | | 8 |
| 8.75- | | | | | | 10 | 12 | 5 | | | | 27 |
| 7.75- | | | | | 16 | 55 | 9 | 4 | | | | 84 |
| 6.75- | | | | | 75 | 69 | 18 | | | | | 162 |
| 5.75- | | | | 54 | 264 | 126 | 32 | 1 | | | | 477 |
| 4.75- | | | 44 | 543 | 501 | 187 | 23 | | | | | 1304 |
| 3.75- | | | 575 | 1385 | 546 | 129 | 20 | | | | | 2655 |
| 2.75- | | 1 | 380 | 2184 | 1718 | 429 | 81 | 9 | | | | 4802 |
| 1.75- | | 206 | 2261 | 2509 | 958 | 163 | 7 | | | | | 6104 |
| 0.75- | | 664 | 1583 | 947 | 222 | 17 | 9 | | | | | 3442 |
| 0.00- | | 57 | 37 | 3 | 2 | | | | | | | 99 |
| TOTAL | 928 | 4261 | 6262 | 4888 | 2011 | 674 | 127 | 18 | 8 | 1 | 0 | 19178 |
| MAX | 2.80 | 3.70 | 5.40 | 6.50 | 8.60 | 9.80 | 10.60 | 12.10 | 13.30 | 14.80 | 0.00 | |

DATE (MAX HEIGHT) 06h 28-NOV-79

1978-1988 Winter

BUOY 46001
(56-18 N, 148-18 W)

MEAN OF WAVE HEIGHT 3.67 M
MEAN OF WAVE PERIOD 6.99SEC

| HEIGHT (M) | 0- | 5- | 6- | 7- | 8- | 9- | 10- | 11- | 12- | 13- | 14- | TOTAL |
|------------|------|------|------|------|------|------|-------|-------|-------|------|------|-------|
| 14.75- | | | | | | | | | | | | 0 |
| 13.75- | | | | | | | | | | | | 0 |
| 12.75- | | | | | | | | | 1 | | | 1 |
| 11.75- | | | | | | | | | 2 | | | 2 |
| 10.75- | | | | | | | | 2 | 2 | 1 | | 5 |
| 9.75- | | | | | | | | 5 | 6 | | | 11 |
| 8.75- | | | | | | | | | 30 | 4 | | 55 |
| 7.75- | | | | | | 14 | 129 | 41 | 7 | | | 191 |
| 6.75- | | | | | | 2 | 164 | 238 | 55 | 16 | | 475 |
| 5.75- | | | | | | 96 | 633 | 321 | 72 | 12 | | 1134 |
| 4.75- | | | | | | 28 | 919 | 1138 | 435 | 68 | 9 | 2597 |
| 3.75- | | | | | | 2 | 687 | 2140 | 1263 | 310 | 33 | 4435 |
| 2.75- | | | | | | 315 | 2288 | 2171 | 809 | 208 | 33 | 5826 |
| 1.75- | | | | | | 90 | 1042 | 2046 | 1359 | 450 | 115 | 5115 |
| 0.75- | | | | | | 119 | 452 | 342 | 239 | 46 | 2 | 1200 |
| 0.00- | | | | | | 9 | 1 | | | | | 10 |
| TOTAL | 218 | 1812 | 5391 | 6926 | 4517 | 1779 | 352 | 61 | 1 | 0 | 0 | 21057 |
| MAX | 2.50 | 3.80 | 5.50 | 7.00 | 8.40 | 9.40 | 11.10 | 13.30 | 11.70 | 0.00 | 0.00 | |

DATE (MAX HEIGHT) 02h 01-DEC-81

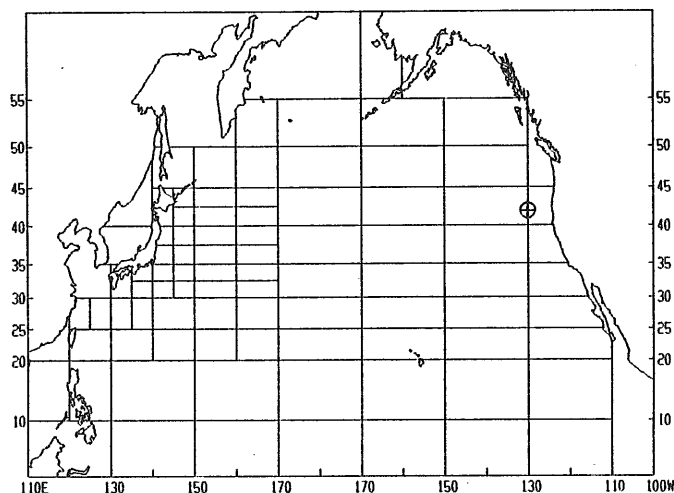
1978-1988 All seasons

BUOY 46002
(42-30 N, 130-24 W)

MEAN OF WAVE HEIGHT 2.69 M
MEAN OF WAVE PERIOD 6.49SEC

| HEIGHT (M) | 0- | 5- | 6- | 7- | 8- | 9- | 10- | 11- | 12- | 13- | 14- | TOTAL |
|------------|------|-------|-------|-------|------|------|-------|-------|-------|------|------|-------|
| 14.75- | | | | | | | | | | | | 0 |
| 13.75- | | | | | | | | | | | | 0 |
| 12.75- | | | | | | | | | 6 | | | 6 |
| 11.75- | | | | | | | 1 | 3 | 1 | | | 5 |
| 10.75- | | | | | | | 5 | 9 | | | | 14 |
| 9.75- | | | | | | | 27 | 14 | 4 | | | 45 |
| 8.75- | | | | | | 25 | 71 | 25 | 7 | 3 | | 131 |
| 7.75- | | | | | 1 | 118 | 104 | 37 | 12 | | | 272 |
| 6.75- | | | | | 125 | 275 | 155 | 49 | 7 | 3 | 1 | 615 |
| 5.75- | | | | 57 | 590 | 470 | 236 | 55 | 10 | 2 | 1 | 1421 |
| 4.75- | | | 11 | 760 | 1311 | 741 | 260 | 75 | 15 | 8 | 2 | 3183 |
| 3.75- | | | 702 | 2755 | 2263 | 981 | 334 | 126 | 37 | 21 | | 7219 |
| 2.75- | | 1 | 532 | 4564 | 4616 | 2521 | 1000 | 357 | 104 | 42 | 12 | 13753 |
| 1.75- | | 374 | 7558 | 7623 | 4637 | 2229 | 724 | 205 | 40 | 11 | | 23401 |
| 0.75- | | 2746 | 8775 | 4822 | 1727 | 364 | 68 | 10 | | | | 18512 |
| 0.00- | | 136 | 249 | 47 | 1 | | | | | | | 433 |
| TOTAL | 3257 | 17114 | 17769 | 14553 | 9404 | 4402 | 1765 | 537 | 152 | 49 | 8 | 69010 |
| MAX | 3.40 | 3.70 | 5.00 | 6.60 | 8.00 | 9.70 | 11.80 | 12.50 | 13.50 | 9.10 | 7.60 | |

DATE (MAX HEIGHT) 14h 24-FEB-84



1978-1988 Spring

BUOY 46002
(42-30 N, 130-24 W)

MEAN OF WAVE HEIGHT 2.72 M
MEAN OF WAVE PERIOD 6.70SEC

| HEIGHT (M) | 0- | 5- | 6- | 7- | 8- | 9- | 10- | 11- | 12- | 13- | 14- | TOTAL |
|------------|------|------|------|------|------|------|------|------|------|------|------|-------|
| 14.75- | | | | | | | | | | | | 0 |
| 13.75- | | | | | | | | | | | | 0 |
| 12.75- | | | | | | | | | | | | 0 |
| 11.75- | | | | | | | | | | | | 0 |
| 10.75- | | | | | | | | | | | | 0 |
| 9.75- | | | | | | | | | | | | 0 |
| 8.75- | | | | | | 4 | 2 | 4 | | | | 10 |
| 7.75- | | | | | | 11 | 8 | 9 | | | | 28 |
| 6.75- | | | | | 23 | 31 | 33 | 10 | | | 1 | 99 |
| 5.75- | | | 9 | 104 | 107 | 37 | 7 | 4 | 1 | | | 269 |
| 4.75- | | | | 104 | 262 | 158 | 56 | 35 | 6 | 1 | | 622 |
| 3.75- | | | | 142 | 671 | 521 | 268 | 121 | 40 | 3 | 1 | 1767 |
| 2.75- | | | 104 | 1139 | 1450 | 785 | 320 | 112 | 19 | 3 | | 3932 |
| 1.75- | | 42 | 1497 | 2234 | 1487 | 675 | 203 | 58 | 8 | 1 | | 6205 |
| 0.75- | | 252 | 1397 | 1121 | 422 | 85 | 35 | 6 | | | | 3318 |
| 0.00- | | 6 | 11 | 7 | | | | | | | | 24 |
| TOTAL | 300 | 3009 | 4643 | 4143 | 2455 | 1137 | 433 | 132 | 17 | 4 | 1 | 16274 |
| MAX | 2.40 | 3.70 | 4.60 | 6.20 | 7.60 | 9.10 | 9.10 | 9.00 | 6.20 | 7.00 | 7.50 | |

DATE (MAX HEIGHT) 17h 15-MAR-84

1978-1988 Summer

BUOY 46002
(42-30 N, 130-24 W)

MEAN OF WAVE HEIGHT 1.73 M
MEAN OF WAVE PERIOD 5.39SEC

| HEIGHT (M) | 0- | 5- | 6- | 7- | 8- | 9- | 10- | 11- | 12- | 13- | 14- | TOTAL |
|------------|------|------|------|------|------|------|------|------|------|------|------|-------|
| 14.75- | | | | | | | | | | | | 0 |
| 13.75- | | | | | | | | | | | | 0 |
| 12.75- | | | | | | | | | | | | 0 |
| 11.75- | | | | | | | | | | | | 0 |
| 10.75- | | | | | | | | | | | | 0 |
| 9.75- | | | | | | | | | | | | 0 |
| 8.75- | | | | | | | | | | | | 0 |
| 7.75- | | | | | | | | | | | | 0 |
| 6.75- | | | | | | | | | | | | 0 |
| 5.75- | | | | | | | | | | | | 0 |
| 4.75- | | | | | | | 2 | | | | | 2 |
| 3.75- | | | | | 41 | 33 | 26 | 7 | | 5 | 1 | 113 |
| 2.75- | | | 134 | 747 | 252 | 94 | 32 | 36 | 4 | | | 1299 |
| 1.75- | | 189 | 2989 | 1672 | 504 | 156 | 62 | 10 | | | | 5582 |
| 0.75- | | 1893 | 5182 | 2018 | 550 | 68 | 5 | 1 | | | | 9717 |
| 0.00- | | 125 | 210 | 30 | | | | | | | | 365 |
| TOTAL | 2207 | 8515 | 4508 | 1339 | 344 | 108 | 47 | 9 | 1 | 0 | 0 | 17078 |
| MAX | 2.20 | 3.50 | 4.30 | 4.50 | 4.40 | 4.90 | 3.60 | 4.20 | 4.20 | 0.00 | 0.00 | |

DATE (MAX HEIGHT) 06h 01-JUN-87

1978-1988 Autumn

BUOY 46002
(42-30 N, 130-24 W)

MEAN OF WAVE HEIGHT 2.77 M
MEAN OF WAVE PERIOD 6.57SEC

| HEIGHT (M) | 0- | 5- | 6- | 7- | 8- | 9- | 10- | 11- | 12- | 13- | 14- | TOTAL |
|------------|------|------|------|------|------|------|-------|-------|-------|------|------|-------|
| 14.75- | | | | | | | | | | | | 0 |
| 13.75- | | | | | | | | | | | | 0 |
| 12.75- | | | | | | | | | | | | 0 |
| 11.75- | | | | | | | | 1 | | | | 1 |
| 10.75- | | | | | | | | 2 | | | | 2 |
| 9.75- | | | | | | | 15 | 5 | 4 | | | 24 |
| 8.75- | | | | | | 13 | 23 | 9 | 3 | | | 48 |
| 7.75- | | | | | 1 | 32 | 35 | 10 | 1 | | | 79 |
| 6.75- | | | | | 39 | 71 | 37 | 10 | 2 | 2 | | 161 |
| 5.75- | | | | 18 | 164 | 91 | 66 | 23 | 5 | 1 | | 368 |
| 4.75- | | | 1 | 259 | 316 | 139 | 68 | 19 | 2 | 3 | 2 | 809 |
| 3.75- | | | 214 | 809 | 585 | 236 | 82 | 37 | 15 | 7 | | 1985 |
| 2.75- | | 186 | 1368 | 1224 | 617 | 297 | 67 | 31 | 8 | 9 | 2 | 3809 |
| 1.75- | 122 | 2162 | 2218 | 1402 | 718 | 193 | 54 | 18 | 7 | | | 6894 |
| 0.75- | 512 | 1638 | 1188 | 538 | 106 | 8 | 1 | | | | | 3991 |
| 0.00- | 4 | 23 | 9 | 1 | | | | | | | | 37 |
| TOTAL | 638 | 4009 | 4998 | 4251 | 2546 | 1080 | 451 | 162 | 47 | 22 | 4 | 18208 |
| MAX | 2.20 | 3.40 | 4.80 | 6.60 | 8.00 | 9.70 | 11.80 | 10.50 | 10.40 | 7.10 | 5.60 | |

DATE (MAX HEIGHT) 20h 10-NOV-83

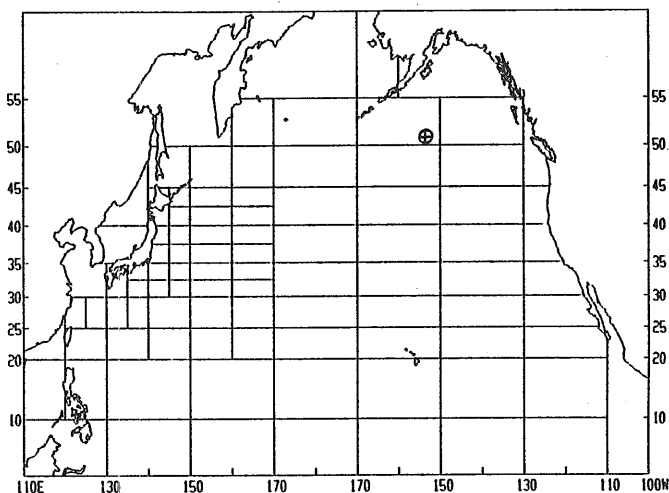
| 1978-1988 Winter | | | | | | | | | | | | | 3.51 M |
|-----------------------------------|--------------|------|------|------|------|------|-------|-------|-------|------|------|-------|---------|
| BUOY 46002 (42-30 N, 130-24 W) | PERIOD (SEC) | | | | | | | | | | | | 7.29SEC |
| HEIGHT (M) | 0- | 5- | 6- | 7- | 8- | 9- | 10- | 11- | 12- | 13- | 14- | TOTAL | |
| 14.75- | | | | | | | | | | | | 0 | |
| 13.75- | | | | | | | | | | | | 0 | |
| 12.75- | | | | | | | | | 6 | | | 6 | |
| 11.75- | | | | | | | | 3 | 1 | | | 4 | |
| 10.75- | | | | | | | 3 | 9 | | | | 12 | |
| 9.75- | | | | | | | 12 | 9 | | | | 21 | |
| 8.75- | | | | | | 8 | 46 | 12 | 4 | 3 | | 73 | |
| 7.75- | | | | | | 75 | 61 | 18 | 11 | | | 165 | |
| 6.75- | | | | | 63 | 173 | 85 | 29 | 5 | | | 355 | |
| 5.75- | | | | 30 | 322 | 272 | 133 | 25 | 1 | | 1 | 784 | |
| 4.75- | | | 10 | 397 | 733 | 442 | 136 | 21 | 7 | 4 | | 1750 | |
| 3.75- | | | 305 | 1242 | 1131 | 470 | 131 | 44 | 18 | 13 | | 3354 | |
| 2.75- | 1 | 108 | 1310 | 1690 | 1025 | 351 | 142 | 50 | 31 | 3 | 2 | 4713 | |
| 1.75- | 21 | 910 | 1499 | 1244 | 680 | 266 | 83 | 14 | 3 | | | 4720 | |
| 0.75- | 89 | 558 | 495 | 217 | 105 | 20 | 2 | | | | | 1486 | |
| 0.00- | 1 | 5 | 1 | | | | | | | | | 7 | |
| TOTAL | 112 | 1581 | 3620 | 4820 | 4059 | 2077 | 834 | 234 | 87 | 23 | 3 | 17450 | |
| MAX | 3.40 | 3.40 | 5.00 | 6.60 | 7.70 | 9.40 | 10.90 | 12.50 | 13.50 | 9.10 | 5.80 | | |

DATE (MAX HEIGHT) 14h 24-FEB-84

1978-1988 All seasons

| | | | | | | | | | | | | | | | |
|-----------------------------------|----|--------------|-------|-------|-------|------|-------|-------|-------|-------|------|-------|--|--|-------------------|
| BUOY 46003 (51-54 N, 155-54 W) | | PERIOD (SEC) | | | | | | | | | | | MEAN OF WAVE HEIGHT MEAN OF WAVE PERIOD | | 3.09 M 6.46SEC |
| HEIGHT (M) | 0- | 5- | 6- | 7- | 8- | 9- | 10- | 11- | 12- | 13- | 14- | TOTAL | | | |
| 14.75- | | | | | | | | | | | | 0 | | | |
| 13.75- | | | | | | | | | 2 | | | 2 | | | |
| 12.75- | | | | | | | | | 1 | | | 1 | | | |
| 11.75- | | | | | | | | 5 | 2 | | | 7 | | | |
| 10.75- | | | | | | | 8 | 21 | 1 | | | 30 | | | |
| 9.75- | | | | | | 5 | 51 | 31 | 4 | 1 | | 92 | | | |
| 8.75- | | | | | | | 50 | 89 | 23 | 3 | | 165 | | | |
| 7.75- | | | | | 24 | 228 | 117 | 26 | 8 | | | 403 | | | |
| 6.75- | | | | 1 | 308 | 448 | 144 | 21 | 2 | | | 924 | | | |
| 5.75- | | | | | 177 | 1232 | 576 | 156 | 29 | 2 | | 2172 | | | |
| 4.75- | | | 38 | 1747 | 2012 | 707 | 168 | 29 | 9 | | | 4710 | | | |
| 3.75- | | 5 | 1 | 1464 | 4166 | 1994 | 674 | 177 | 27 | 4 | | 8512 | | | |
| 2.75- | | 49 | 837 | 5959 | 4682 | 1875 | 511 | 58 | 4 | | | 13975 | | | |
| 1.75- | | 390 | 6199 | 6377 | 3084 | 785 | 87 | 5 | 1 | | 1 | 17529 | | | |
| 0.75- | | 2283 | 5316 | 2899 | 622 | 73 | 17 | 1 | | | | 11211 | | | |
| 0.00- | | 127 | 295 | 77 | 15 | 8 | | | | | | 522 | | | |
| TOTAL | | 2854 | 12648 | 17414 | 14494 | 8311 | 3303 | 974 | 217 | 38 | 1 | 1 | 60255 | | |
| MAX | | 4.10 | 3.80 | 5.20 | 6.80 | 8.20 | 10.60 | 11.30 | 12.30 | 13.90 | 9.80 | 1.80 | | | |

DATE (MAX HEIGHT) 23h 04-MAR-81



1978-1988 Spring

| | | | | | | | | | | | | | | | |
|---------------------|------|--------------|------|------|------|-------|-------|-------|-------|------|------|-------|--|--|---------|
| BUOY 46003 | | | | | | | | | | | | | | | 3.12 M |
| (51-54 N, 155-54 W) | | | | | | | | | | | | | | | 6.58SEC |
| | | PERIOD (SEC) | | | | | | | | | | | | | |
| HEIGHT (M) | 0- | 5- | 6- | 7- | 8- | 9- | 10- | 11- | 12- | 13- | 14- | TOTAL | | | |
| 14.75- | | | | | | | | | | | | 0 | | | |
| 13.75- | | | | | | | | | 2 | | | 2 | | | |
| 12.75- | | | | | | | | | 1 | | | 1 | | | |
| 11.75- | | | | | | | | 2 | | | | 2 | | | |
| 10.75- | | | | | | | 2 | 7 | | | | 9 | | | |
| 9.75- | | | | | | 3 | 19 | 6 | | | | 28 | | | |
| 8.75- | | | | | | 20 | 31 | 3 | | | | 54 | | | |
| 7.75- | | | | | 10 | 90 | 28 | 3 | | | | 131 | | | |
| 6.75- | | | | 1 | 90 | 113 | 23 | 7 | | | | 234 | | | |
| 5.75- | | | | 39 | 279 | 112 | 35 | 10 | | | | 475 | | | |
| 4.75- | | | 7 | 382 | 419 | 115 | 43 | 10 | 3 | | | 979 | | | |
| 3.75- | | | 386 | 1088 | 460 | 188 | 84 | 19 | 4 | | | 2229 | | | |
| 2.75- | | 233 | 1837 | 1382 | 678 | 209 | 19 | 4 | | | | 4362 | | | |
| 1.75- | 103 | 1489 | 2177 | 1093 | 391 | 35 | 2 | | | | 1 | 5291 | | | |
| 0.75- | 334 | 1056 | 741 | 176 | 11 | | | | | | | 2318 | | | |
| 0.00- | 5 | 9 | 1 | | | | | | | | | 15 | | | |
| TOTAL | 442 | 2787 | 5149 | 4161 | 2338 | 885 | 286 | 71 | 10 | 0 | 1 | 16130 | | | |
| MAX | 2.40 | 3.70 | 5.20 | 6.80 | 8.10 | 10.60 | 11.30 | 12.30 | 13.90 | 0.00 | 1.80 | | | | |

DATE (MAX HEIGHT) 23h 04-MAR-81

1978-1988 Summer

| | | | | | | | | | | | | | | |
|---------------------|------|-----------------------------|------|------|------|------|------|------|------|------|------|-------|--|--|
| BUOY 46003 | | MEAN OF WAVE HEIGHT 1.92 M | | | | | | | | | | | | |
| (51-54 N, 155-54 W) | | MEAN OF WAVE PERIOD 5.49SEC | | | | | | | | | | | | |
| | | PERIOD (SEC) | | | | | | | | | | | | |
| HEIGHT (M) | 0- | 5- | 6- | 7- | 8- | 9- | 10- | 11- | 12- | 13- | 14- | TOTAL | | |
| 14.75- | | | | | | | | | | | | 0 | | |
| 13.75- | | | | | | | | | | | | 0 | | |
| 12.75- | | | | | | | | | | | | 0 | | |
| 11.75- | | | | | | | | | | | | 0 | | |
| 10.75- | | | | | | | | | | | | 0 | | |
| 9.75- | | | | | | | | | | | | 0 | | |
| 8.75- | | | | | | | | | | | | 0 | | |
| 7.75- | | | | | | 2 | | | | | | 2 | | |
| 6.75- | | | | | 5 | 10 | | | | | | 15 | | |
| 5.75- | | | | 4 | 37 | 9 | | | | | | 50 | | |
| 4.75- | | | 1 | 37 | 45 | 4 | | | | | | 87 | | |
| 3.75- | 5 | | 96 | 200 | 45 | 10 | | | | | | 356 | | |
| 2.75- | 49 | 152 | 911 | 410 | 77 | 15 | | | | | | 1614 | | |
| 1.75- | 189 | 2624 | 2280 | 636 | 83 | 3 | 1 | 1 | | | | 5817 | | |
| 0.75- | 1565 | 3327 | 1620 | 297 | 52 | 17 | 1 | | | | | 6879 | | |
| 0.00- | 120 | 279 | 67 | 7 | 6 | | | | | | | 479 | | |
| TOTAL | 1928 | 6382 | 4975 | 1591 | 350 | 70 | 2 | 1 | 0 | 0 | 0 | 15299 | | |
| MAX | 4.10 | 3.70 | 4.80 | 6.60 | 7.40 | 8.10 | 1.80 | 2.00 | 0.00 | 0.00 | 0.00 | | | |

DATE (MAX HEIGHT) 07h 29-JUN-87

1978-1988 Autumn

| | | | | | | | | | | | | | | |
|---------------------|------|-----------------------------|------|------|------|-------|-------|-------|------|------|------|-------|--|--|
| BUOY 46003 | | MEAN OF WAVE HEIGHT 3.24 M | | | | | | | | | | | | |
| (51-54 N, 155-54 W) | | MEAN OF WAVE PERIOD 6.40SEC | | | | | | | | | | | | |
| | | PERIOD (SEC) | | | | | | | | | | | | |
| HEIGHT (M) | 0- | 5- | 6- | 7- | 8- | 9- | 10- | 11- | 12- | 13- | 14- | TOTAL | | |
| 14.75- | | | | | | | | | | | | 0 | | |
| 13.75- | | | | | | | | | | | | 0 | | |
| 12.75- | | | | | | | | | | | | 0 | | |
| 11.75- | | | | | | | | | | | | 0 | | |
| 10.75- | | | | | | | 1 | | | | | 1 | | |
| 9.75- | | | | | | 1 | 6 | 1 | | | | 8 | | |
| 8.75- | | | | | | 3 | 17 | 4 | | | | 24 | | |
| 7.75- | | | | | 2 | 38 | 23 | 2 | | | | 65 | | |
| 6.75- | | | | | 82 | 95 | 40 | 2 | | | | 219 | | |
| 5.75- | | | | 54 | 326 | 125 | 29 | 1 | 1 | | | 536 | | |
| 4.75- | | | 8 | 493 | 491 | 132 | 13 | 2 | | | | 1139 | | |
| 3.75- | | 1 | 451 | 1148 | 439 | 92 | 7 | | | | | 2138 | | |
| 2.75- | | 311 | 1878 | 1277 | 238 | 33 | 2 | | | | | 3739 | | |
| 1.75- | 73 | 1649 | 1688 | 589 | 63 | 6 | | | | | | 4068 | | |
| 0.75- | 376 | 835 | 422 | 71 | 2 | | | | | | | 1706 | | |
| 0.00- | 2 | 7 | 9 | 8 | 2 | | | | | | | 28 | | |
| TOTAL | 451 | 2803 | 4456 | 3640 | 1645 | 525 | 138 | 12 | 1 | 0 | 0 | 13671 | | |
| MAX | 2.40 | 3.80 | 4.90 | 6.50 | 8.20 | 10.40 | 10.80 | 10.60 | 6.50 | 0.00 | 0.00 | | | |

DATE (MAX HEIGHT) 20h 30-NOV-83

1978-1988 Winter

| | | | | | | | | | | | | | |
|---------------------|------|-----------------------------|------|------|------|------|-------|-------|-------|------|------|-------|--|
| BUOY 46003 | | MEAN OF WAVE HEIGHT 4.11 M | | | | | | | | | | | |
| (51-54 N, 155-54 W) | | MEAN OF WAVE PERIOD 7.37SEC | | | | | | | | | | | |
| | | PERIOD (SEC) | | | | | | | | | | | |
| HEIGHT (M) | 0- | 5- | 6- | 7- | 8- | 9- | 10- | 11- | 12- | 13- | 14- | TOTAL | |
| 14.75- | | | | | | | | | | | | 0 | |
| 13.75- | | | | | | | | | | | | 0 | |
| 12.75- | | | | | | | | | | | | 0 | |
| 11.75- | | | | | | | | | 3 | 2 | | 5 | |
| 10.75- | | | | | | | 5 | 14 | 1 | | | 20 | |
| 9.75- | | | | | | 1 | 26 | 24 | 4 | | 1 | 56 | |
| 8.75- | | | | | | 27 | 41 | 16 | 3 | | | 87 | |
| 7.75- | | | | | 12 | 98 | 66 | 21 | 8 | | | 205 | |
| 6.75- | | | | | 131 | 230 | 81 | 12 | 2 | | | 456 | |
| 5.75- | | | | 80 | 590 | 330 | 92 | 18 | 1 | | | 1111 | |
| 4.75- | | | 22 | 835 | 1057 | 456 | 112 | 17 | 6 | | | 2505 | |
| 3.75- | | | 531 | 1730 | 1050 | 384 | 86 | 8 | | | | 3789 | |
| 2.75- | | 141 | 1333 | 1613 | 1050 | 254 | 37 | | | | | 4260 | |
| 1.75- | 25 | 437 | 832 | 766 | 248 | 43 | 2 | | | | | 2353 | |
| 0.75- | 8 | 98 | 116 | 78 | 8 | | | | | | | 308 | |
| 0.00- | | | | | | | | | | | | 0 | |
| TOTAL | 33 | 676 | 2834 | 5102 | 3978 | 1823 | 548 | 133 | 27 | 1 | 0 | 15155 | |
| MAX | 2.30 | 3.70 | 5.20 | 6.60 | 8.20 | 9.80 | 11.10 | 12.00 | 11.90 | 9.80 | 0.00 | | |

DATE (MAX HEIGHT) 18h 16-FEB-88

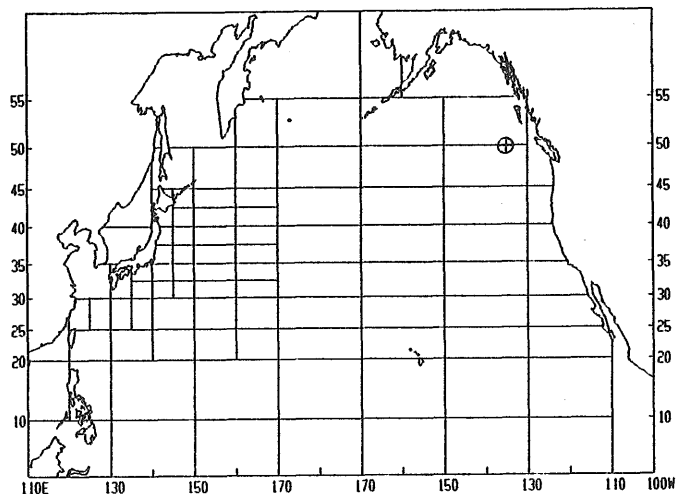
1978-1988 All seasons

BUOY 46004
(50-54 N, 135-54 W)

MEAN OF WAVE HEIGHT 2.92 M
MEAN OF WAVE PERIOD 6.46SEC

| HEIGHT (M) | 0- | 5- | 6- | 7- | 8- | 9- | 10- | 11- | 12- | 13- | 14- | TOTAL |
|------------|------|-------|-------|-------|------|-------|-------|-------|-------|-------|------|-------|
| 14.75- | | | | | | | | | | | | 0 |
| 13.75- | | | | | | | | | 1 | | | 1 |
| 12.75- | | | | | | | | 1 | | 1 | | 2 |
| 11.75- | | | | | | | 2 | 4 | | | | 6 |
| 10.75- | | | | | | 2 | 7 | 14 | 3 | | | 26 |
| 9.75- | | | | | | 1 | 22 | 10 | 3 | | | 36 |
| 8.75- | | | | | | 38 | 66 | 16 | 1 | | 1 | 122 |
| 7.75- | | | | | 17 | 139 | 120 | 22 | 6 | 3 | 2 | 309 |
| 6.75- | | | | 8 | 218 | 352 | 146 | 26 | 8 | 2 | | 760 |
| 5.75- | | | 2 | 208 | 916 | 637 | 208 | 41 | 3 | | | 2015 |
| 4.75- | | | 74 | 1449 | 1671 | 823 | 240 | 40 | 3 | 4 | 3 | 4307 |
| 3.75- | | 17 | 1326 | 3975 | 2396 | 893 | 206 | 39 | 5 | 2 | | 8959 |
| 2.75- | 1 | 858 | 5187 | 4843 | 1985 | 636 | 173 | 35 | 4 | | | 13722 |
| 1.75- | 642 | 5902 | 6794 | 3406 | 1222 | 336 | 85 | 7 | 1 | | | 18395 |
| 0.75- | 3188 | 6564 | 3917 | 1243 | 295 | 73 | 9 | 1 | | | | 15291 |
| 0.00- | 190 | 241 | 133 | 19 | 4 | | | | | | | 587 |
| TOTAL | 4021 | 13582 | 17433 | 15151 | 8725 | 3930 | 1284 | 256 | 38 | 12 | 6 | 64438 |
| MAX | 2.90 | 4.10 | 5.90 | 7.20 | 8.60 | 11.10 | 11.90 | 13.70 | 14.10 | 13.60 | 9.60 | |

DATE (MAX HEIGHT) 15h 23-NOV-86



1978-1988 Spring

BUOY 46004
(50-54 N, 135-54 W)

MEAN OF WAVE HEIGHT 3.06 M
MEAN OF WAVE PERIOD 6.67SEC

| HEIGHT (M) | 0- | 5- | 6- | 7- | 8- | 9- | 10- | 11- | 12- | 13- | 14- | TOTAL |
|------------|------|------|------|------|------|------|-------|-------|------|------|------|-------|
| 14.75- | | | | | | | | | | | | 0 |
| 13.75- | | | | | | | | | | | | 0 |
| 12.75- | | | | | | | | | | | | 0 |
| 11.75- | | | | | | | | 1 | | | | 1 |
| 10.75- | | | | | | | 3 | 5 | | | | 8 |
| 9.75- | | | | | | | 4 | 3 | | | | 7 |
| 8.75- | | | | | | 10 | 15 | | | | 1 | 26 |
| 7.75- | | | | | 8 | 36 | 24 | 2 | | 3 | 2 | 75 |
| 6.75- | | | | 3 | 59 | 85 | 28 | 2 | 5 | 2 | | 184 |
| 5.75- | | | | 52 | 264 | 159 | 46 | 7 | 3 | | | 531 |
| 4.75- | | | 14 | 452 | 460 | 256 | 102 | 25 | 1 | | | 1310 |
| 3.75- | | 8 | 388 | 1257 | 710 | 307 | 74 | 15 | 3 | | | 2762 |
| 2.75- | | 209 | 1933 | 1703 | 649 | 248 | 77 | 15 | 1 | | | 4835 |
| 1.75- | 78 | 1510 | 2748 | 1315 | 427 | 114 | 29 | 1 | | | | 6222 |
| 0.75- | 279 | 1152 | 1010 | 302 | 57 | 21 | 4 | | | | | 2905 |
| 0.00- | 4 | 12 | 13 | 1 | | | | | | | | 30 |
| TOTAL | 361 | 2891 | 6106 | 5165 | 2634 | 1236 | 406 | 76 | 13 | 5 | 3 | 18896 |
| MAX | 2.60 | 4.10 | 5.50 | 7.20 | 8.40 | 9.70 | 11.10 | 11.80 | 7.30 | 8.30 | 9.60 | |

DATE (MAX HEIGHT) 04h 04-MAR-85

1978-1988 Summer

BUOY 46004
(50-54 N, 135-54 W)

MEAN OF WAVE HEIGHT 1.75 M
MEAN OF WAVE PERIOD 5.42SEC

| HEIGHT (M) | 0- | 5- | 6- | 7- | 8- | 9- | 10- | 11- | 12- | 13- | 14- | TOTAL |
|------------|------|------|------|------|------|------|------|------|------|------|------|-------|
| 14.75- | | | | | | | | | | | | 0 |
| 13.75- | | | | | | | | | | | | 0 |
| 12.75- | | | | | | | | | | | | 0 |
| 11.75- | | | | | | | | | | | | 0 |
| 10.75- | | | | | | | | | | | | 0 |
| 9.75- | | | | | | | | | | | | 0 |
| 8.75- | | | | | | | | | | | | 0 |
| 7.75- | | | | | | | | | | | | 0 |
| 6.75- | | | | | | 1 | 1 | | | | | 2 |
| 5.75- | | | | | | 6 | 25 | 2 | 4 | 2 | | 39 |
| 4.75- | | | | | | 54 | 30 | 3 | 7 | | | 94 |
| 3.75- | | | | | | 2 | 94 | 163 | 55 | 13 | 3 | 330 |
| 2.75- | | | | | | 1 | 147 | 692 | 336 | 76 | 30 | 1288 |
| 1.75- | | | | | | 316 | 2349 | 1528 | 594 | 175 | 37 | 5003 |
| 0.75- | | | | | | 2364 | 4348 | 2156 | 526 | 125 | 26 | 9550 |
| 0.00- | | | | | | 168 | 200 | 108 | 18 | 4 | | 498 |
| TOTAL | 2849 | 7046 | 4578 | 1697 | 491 | 112 | 29 | 2 | 0 | 0 | 0 | 16804 |
| MAX | 2.90 | 3.80 | 4.70 | 6.30 | 7.10 | 7.00 | 6.10 | 6.40 | 0.00 | 0.00 | 0.00 | |

DATE (MAX HEIGHT) 09h 28-AUG-83

1978-1988 Autumn

BUOY 46004
(50-54 N, 135-54 W)

MEAN OF WAVE HEIGHT 3.08 M
MEAN OF WAVE PERIOD 6.55SEC

| HEIGHT (M) | 0- | 5- | 6- | 7- | 8- | 9- | 10- | 11- | 12- | 13- | 14- | TOTAL |
|------------|------|------|------|------|------|-------|-------|-------|-------|-------|------|-------|
| 14.75- | | | | | | | | | | | | 0 |
| 13.75- | | | | | | | | | | | | 0 |
| 12.75- | | | | | | | | 1 | | | | 1 |
| 11.75- | | | | | | | 2 | 3 | | | | 5 |
| 10.75- | | | | | | 2 | 1 | 1 | 3 | | | 7 |
| 9.75- | | | | | | 1 | 7 | 2 | | | | 10 |
| 8.75- | | | | | | 5 | 17 | 2 | | | | 24 |
| 7.75- | | | | | | 8 | 39 | 31 | 1 | | | 79 |
| 6.75- | | | | 3 | 61 | 84 | 36 | 2 | | | | 186 |
| 5.75- | | | 2 | 75 | 257 | 162 | 37 | 7 | | | | 540 |
| 4.75- | | | 29 | 365 | 410 | 150 | 41 | 2 | | | | 997 |
| 3.75- | | 3 | 392 | 1021 | 570 | 181 | 50 | 12 | 1 | | | 2230 |
| 2.75- | | 339 | 1440 | 1259 | 496 | 173 | 39 | 7 | 1 | | | 3754 |
| 1.75- | 180 | 1549 | 1715 | 867 | 389 | 122 | 36 | 5 | 1 | | | 4864 |
| 0.75- | 517 | 969 | 591 | 282 | 105 | 23 | | 1 | | | | 2488 |
| 0.00- | 18 | 29 | 10 | | | | | | | | | 57 |
| TOTAL | 715 | 2889 | 4179 | 3872 | 2296 | 942 | 297 | 46 | 7 | 1 | 0 | 15244 |
| MAX | 2.50 | 3.90 | 5.90 | 7.00 | 8.60 | 11.10 | 11.90 | 13.70 | 14.10 | 13.60 | 0.00 | |

DATE (MAX HEIGHT) 15h 23-NOV-86

1978-1988 Winter

BUOY 46004
(50-54 N, 135-54 W)

MEAN OF WAVE HEIGHT 3.99 M
MEAN OF WAVE PERIOD 7.34SEC

| HEIGHT (M) | 0- | 5- | 6- | 7- | 8- | 9- | 10- | 11- | 12- | 13- | 14- | TOTAL |
|------------|------|------|------|------|------|------|-------|-------|-------|------|------|-------|
| 14.75- | | | | | | | | | | | | 0 |
| 13.75- | | | | | | | | | | | | 0 |
| 12.75- | | | | | | | | | | | | 0 |
| 11.75- | | | | | | | | | | | | 0 |
| 10.75- | | | | | | | | 3 | 8 | | | 11 |
| 9.75- | | | | | | | | 11 | 5 | 3 | | 19 |
| 8.75- | | | | | | | | 23 | 34 | 14 | 1 | 72 |
| 7.75- | | | | | | 1 | 64 | 65 | 19 | 6 | | 155 |
| 6.75- | | | | | | 2 | 97 | 182 | 82 | 22 | 3 | 388 |
| 5.75- | | | | | | 75 | 370 | 314 | 121 | 25 | | 905 |
| 4.75- | | | | | | 31 | 578 | 771 | 414 | 90 | 13 | 1906 |
| 3.75- | | | | | | 4 | 452 | 1534 | 1061 | 392 | 79 | 3537 |
| 2.75- | | | | | | 163 | 1122 | 1545 | 764 | 185 | 51 | 3845 |
| 1.75- | | | | | | 68 | 494 | 803 | 630 | 231 | 63 | 2306 |
| 0.75- | | | | | | 28 | 95 | 160 | 53 | 9 | 3 | 348 |
| 0.00- | | | | | | 2 | | | | | | 2 |
| TOTAL | 96 | 755 | 2570 | 4417 | 3304 | 1640 | 552 | 132 | 18 | 6 | 3 | 13494 |
| MAX | 2.50 | 4.10 | 5.60 | 6.90 | 8.00 | 9.70 | 11.10 | 11.60 | 10.50 | 5.70 | 5.70 | |

DATE (MAX HEIGHT) 15h 04-JAN-84

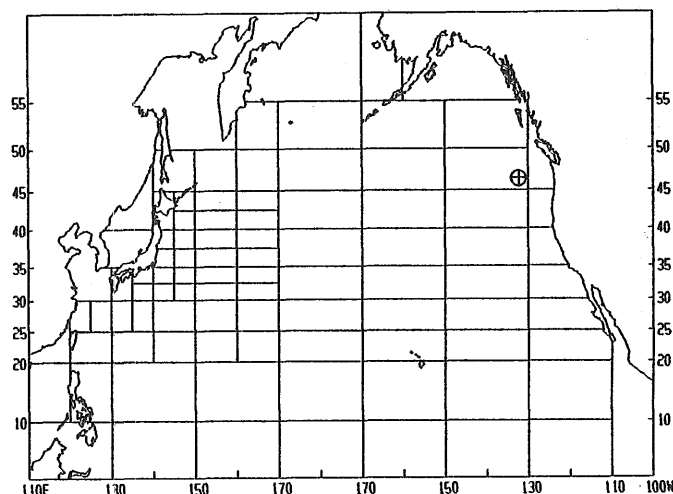
1978-1988 All seasons

BUOY 46005
(46° 6 N, 131° 0 W)

MEAN OF WAVE HEIGHT 2.68 M
MEAN OF WAVE PERIOD 6.56SEC

| HEIGHT (M) | 0- | 5- | 6- | 7- | 8- | 9- | 10- | 11- | 12- | 13- | 14- | TOTAL |
|------------|------|-------|-------|-------|------|------|-------|-------|-------|-------|------|-------|
| 14.75- | | | | | | | | | | | | 0 |
| 13.75- | | | | | | | | | | | | 0 |
| 12.75- | | | | | | | | | 1 | 1 | | 2 |
| 11.75- | | | | | | | | 1 | 3 | | | 4 |
| 10.75- | | | | | | | 2 | 8 | 1 | | | 11 |
| 9.75- | | | | | | | 20 | 16 | 3 | | | 39 |
| 8.75- | | | | | | 25 | 67 | 28 | | | | 120 |
| 7.75- | | | | 11 | 132 | 130 | 37 | 6 | 4 | 1 | | 321 |
| 6.75- | | | 1 | 94 | 337 | 172 | 42 | 14 | 3 | | | 663 |
| 5.75- | | | | 53 | 516 | 513 | 230 | 61 | 11 | 1 | | 1385 |
| 4.75- | | | 15 | 792 | 1535 | 853 | 295 | 70 | 17 | 3 | 4 | 3584 |
| 3.75- | | 2 | 623 | 2995 | 2533 | 1155 | 357 | 99 | 33 | 15 | 1 | 7813 |
| 2.75- | | 337 | 4207 | 5084 | 2046 | 1047 | 309 | 93 | 22 | 8 | | 13953 |
| 1.75- | 204 | 5434 | 7103 | 4405 | 1893 | 612 | 129 | 37 | 10 | 5 | | 19832 |
| 0.75- | 2778 | 8959 | 5971 | 2108 | 498 | 183 | 47 | 11 | | 1 | | 20556 |
| 0.00- | 265 | 543 | 256 | 25 | | | | | | | | 1089 |
| TOTAL | 3247 | 15275 | 18175 | 15463 | 9926 | 4857 | 1758 | 503 | 121 | 41 | 6 | 69372 |
| MAX | 2.30 | 3.90 | 5.30 | 7.50 | 8.70 | 9.50 | 11.00 | 12.10 | 12.90 | 13.60 | 8.70 | |

DATE (MAX HEIGHT) 21h 01-DEC-87



1978-1988 Spring

BUOY 46005
(46° 6 N, 131° 0 W)

MEAN OF WAVE HEIGHT 2.80 M
MEAN OF WAVE PERIOD 6.75SEC

| HEIGHT (M) | 0- | 5- | 6- | 7- | 8- | 9- | 10- | 11- | 12- | 13- | 14- | TOTAL |
|------------|------|------|------|------|------|------|-------|-------|-------|------|------|-------|
| 14.75- | | | | | | | | | | | | 0 |
| 13.75- | | | | | | | | | | | | 0 |
| 12.75- | | | | | | | | | | | | 0 |
| 11.75- | | | | | | | | 2 | | | | 2 |
| 10.75- | | | | | | | 3 | | 1 | | | 4 |
| 9.75- | | | | | | | 3 | 7 | 11 | | | 21 |
| 8.75- | | | | | | | 15 | 24 | 10 | | | 49 |
| 7.75- | | | | | | | | | | | | |
| 6.75- | | | | | 14 | 71 | 34 | 1 | 4 | | | 124 |
| 5.75- | | | | 8 | 76 | 106 | 53 | 7 | 7 | 1 | | 258 |
| 4.75- | | | 1 | 142 | 336 | 211 | 64 | 30 | 7 | 1 | 3 | 795 |
| 3.75- | | | | 166 | 751 | 702 | 279 | 88 | 31 | 5 | 4 | 2026 |
| 2.75- | | | 95 | 1432 | 1592 | 960 | 303 | 89 | 31 | 7 | | 4509 |
| 1.75- | 27 | 1304 | 2360 | 1486 | 632 | 213 | 39 | 12 | 5 | | | 6078 |
| 0.75- | 234 | 1337 | 1261 | 470 | 112 | 31 | 4 | 1 | | | | 3450 |
| 0.00- | 11 | 24 | 6 | 2 | | | | | | | | 43 |
| TOTAL | 272 | 2760 | 5226 | 4451 | 2832 | 1232 | 405 | 135 | 36 | 6 | 3 | 17359 |
| MAX | 2.30 | 3.50 | 4.80 | 6.40 | 7.50 | 9.20 | 10.30 | 11.30 | 10.10 | 6.40 | 5.70 | |

DATE (MAX HEIGHT) 08h 12-APR-86

1978-1988 Summer

BUOY 46005
(46° 6 N, 131° 0 W)

MEAN OF WAVE HEIGHT 1.61 M
MEAN OF WAVE PERIOD 5.50SEC

| HEIGHT (M) | 0- | 5- | 6- | 7- | 8- | 9- | 10- | 11- | 12- | 13- | 14- | TOTAL |
|------------|------|------|------|------|------|------|------|------|------|------|------|-------|
| 14.75- | | | | | | | | | | | | 0 |
| 13.75- | | | | | | | | | | | | 0 |
| 12.75- | | | | | | | | | | | | 0 |
| 11.75- | | | | | | | | | | | | 0 |
| 10.75- | | | | | | | | | | | | 0 |
| 9.75- | | | | | | | | | | | | 0 |
| 8.75- | | | | | | | | | 1 | | | 1 |
| 7.75- | | | | | | | | | | | | |
| 6.75- | | | | | | | | | | | | |
| 5.75- | | | | | | | | | | | | |
| 4.75- | | | | | | | | | | | | |
| 3.75- | | | | | | | | | | | | |
| 2.75- | | | | | | | | | | | | |
| 1.75- | | | | | | | | | | | | |
| 0.75- | | | | | | | | | | | | |
| 0.00- | | | | | | | | | | | | |
| TOTAL | 2449 | 8212 | 5516 | 1849 | 610 | 158 | 37 | 13 | 1 | 0 | 0 | 18845 |
| MAX | 2.20 | 3.40 | 5.30 | 6.30 | 8.50 | 8.70 | 8.80 | 4.60 | 4.50 | 0.00 | 0.00 | |

DATE (MAX HEIGHT) 21h 02-JUN-88

1978-1988 Autumn

BUOY 46005
(46° 6 N, 131° 0 W)

MEAN OF WAVE HEIGHT 2.77 M
MEAN OF WAVE PERIOD 6.70SEC

| HEIGHT (M) | 0- | 5- | 6- | 7- | 8- | 9- | 10- | 11- | 12- | 13- | 14- | TOTAL |
|------------|------|------|------|------|------|------|-------|-------|------|------|------|-------|
| 14.75- | | | | | | | | | | | | 0 |
| 13.75- | | | | | | | | | | | | 0 |
| 12.75- | | | | | | | | | | | | 0 |
| 11.75- | | | | | | | | | | | | 0 |
| 10.75- | | | | | | | | 1 | | | | 1 |
| 9.75- | | | | | | | | 4 | 6 | | | 10 |
| 8.75- | | | | | | | | | | | | |
| 7.75- | | | | | | | | | | | | |
| 6.75- | | | | | | | | | | | | |
| 5.75- | | | | | | | | | | | | |
| 4.75- | | | | | | | | | | | | |
| 3.75- | | | | | | | | | | | | |
| 2.75- | | | | | | | | | | | | |
| 1.75- | | | | | | | | | | | | |
| 0.75- | | | | | | | | | | | | |
| 0.00- | | | | | | | | | | | | |
| TOTAL | 398 | 3148 | 4290 | 4092 | 2351 | 1204 | 501 | 110 | 29 | 9 | 0 | 16132 |
| MAX | 2.30 | 3.90 | 4.90 | 7.50 | 8.70 | 9.40 | 11.00 | 10.70 | 7.00 | 4.50 | 0.00 | |

DATE (MAX HEIGHT) 12h 26-NOV-81

1978-1988 Winter

BUOY 46005
(46° 6 N, 131° 0 W)

MEAN OF WAVE HEIGHT 3.65 M
MEAN OF WAVE PERIOD 7.39SEC

| HEIGHT (M) | 0- | 5- | 6- | 7- | 8- | 9- | 10- | 11- | 12- | 13- | 14- | TOTAL |
|------------|------|------|------|------|------|------|-------|-------|-------|-------|------|-------|
| 14.75- | | | | | | | | | | | | 0 |
| 13.75- | | | | | | | | | | | | 0 |
| 12.75- | | | | | | | | | 1 | 1 | | 2 |
| 11.75- | | | | | | | | | 1 | 3 | | 4 |
| 10.75- | | | | | | | | | 1 | 6 | 1 | 8 |
| 9.75- | | | | | | | | | 13 | 10 | 2 | 25 |
| 8.75- | | | | | | | | | | | | |
| 7.75- | | | | | | | | | | | | |
| 6.75- | | | | | | | | | | | | |
| 5.75- | | | | | | | | | | | | |
| 4.75- | | | | | | | | | | | | |
| 3.75- | | | | | | | | | | | | |
| 2.75- | | | | | | | | | | | | |
| 1.75- | | | | | | | | | | | | |
| 0.75- | | | | | | | | | | | | |
| 0.00- | | | | | | | | | | | | |
| TOTAL | 128 | 1155 | 3143 | 5071 | 4133 | 2263 | 815 | 244 | 55 | 26 | 3 | 17036 |
| MAX | 2.20 | 3.50 | 5.00 | 6.70 | 8.00 | 9.50 | 11.00 | 12.10 | 12.90 | 13.60 | 8.70 | |

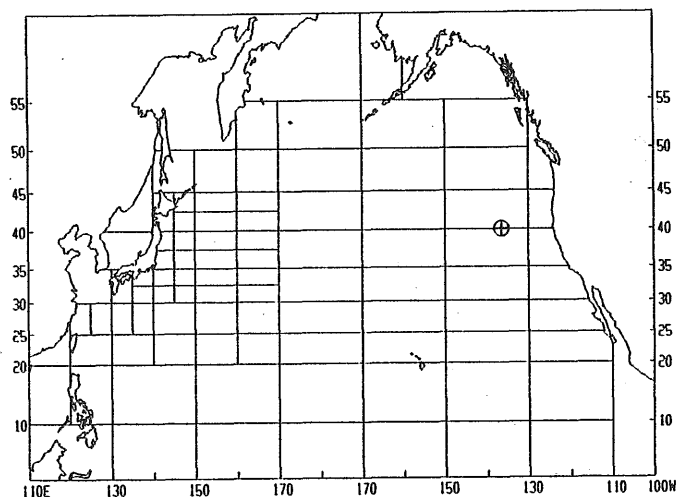
DATE (MAX HEIGHT) 21h 01-DEC-87

1978-1988 All seasons

BUOY 46006
(40-48 N, 137-36 W) MEAN OF WAVE HEIGHT 2.75 M
MEAN OF WAVE PERIOD 6.92SEC

| PERIOD (SEC) | 0- | 5- | 6- | 7- | 8- | 9- | 10- | 11- | 12- | 13- | 14- | TOTAL |
|--------------|------|-------|-------|-------|-------|------|-------|-------|-------|-------|-------|-------|
| HEIGHT (M) | 0- | 5- | 6- | 7- | 8- | 9- | 10- | 11- | 12- | 13- | 14- | TOTAL |
| 14.75- | | | | | | | | | | | | 0 |
| 13.75- | | | | | | | | | | | | 0 |
| 12.75- | | | | | | | | | | | 1 | 1 |
| 11.75- | | | | | | | | 2 | 1 | 3 | | 6 |
| 10.75- | | | | | | | 4 | 7 | 4 | 2 | | 17 |
| 9.75- | | | | | | | 18 | 10 | 13 | 6 | | 47 |
| 8.75- | | | | | | 13 | 73 | 39 | 31 | 5 | | 161 |
| 7.75- | | | | 4 | 107 | 154 | 76 | 37 | 6 | | | 384 |
| 6.75- | | | | 61 | 347 | 283 | 98 | 30 | 4 | 2 | | 825 |
| 5.75- | | | 19 | 554 | 745 | 310 | 82 | 18 | 5 | 5 | | 1738 |
| 4.75- | | 4 | 581 | 1777 | 1132 | 399 | 96 | 38 | 18 | 5 | | 4050 |
| 3.75- | | | 251 | 2710 | 2783 | 1276 | 438 | 116 | 57 | 9 | 2 | 7642 |
| 2.75- | | | 76 | 2483 | 4050 | 2834 | 1416 | 480 | 133 | 47 | 5 | 11526 |
| 1.75- | | 15 | 2571 | 7093 | 5065 | 2520 | 892 | 302 | 105 | 21 | 2 | 18586 |
| 0.75- | 1318 | 7365 | 6609 | 3188 | 963 | 200 | 29 | 5 | | | | 19677 |
| 0.00- | 122 | 324 | 187 | 20 | 6 | 2 | | | | | | 661 |
| TOTAL | 1455 | 10336 | 16627 | 15633 | 11502 | 6130 | 2490 | 763 | 297 | 65 | 17 | 65321 |
| MAX | 2.20 | 3.40 | 4.90 | 6.20 | 8.40 | 9.60 | 11.70 | 11.90 | 12.70 | 12.30 | 12.90 | |

DATE (MAX HEIGHT) 13h 09-FEB-83



1978-1988 Spring

BUOY 46006
(40-48 N, 137-36 W) MEAN OF WAVE HEIGHT 2.86 M
MEAN OF WAVE PERIOD 6.99SEC

| PERIOD (SEC) | 0- | 5- | 6- | 7- | 8- | 9- | 10- | 11- | 12- | 13- | 14- | TOTAL |
|--------------|------|------|------|------|------|------|------|-------|------|------|------|-------|
| HEIGHT (M) | 0- | 5- | 6- | 7- | 8- | 9- | 10- | 11- | 12- | 13- | 14- | TOTAL |
| 14.75- | | | | | | | | | | | | 0 |
| 13.75- | | | | | | | | | | | | 0 |
| 12.75- | | | | | | | | | | | | 0 |
| 11.75- | | | | | | | | | | | | 0 |
| 10.75- | | | | | | | | | | | | 0 |
| 9.75- | | | | | | | 2 | 1 | | | | 3 |
| 8.75- | | | | | | | 6 | 5 | | | | 11 |
| 7.75- | | | | | | 3 | 15 | 6 | 5 | 1 | | 30 |
| 6.75- | | | | | 9 | 56 | 35 | 28 | 13 | 2 | | 143 |
| 5.75- | | | | 1 | 104 | 193 | 51 | 15 | 2 | | | 366 |
| 4.75- | | | | | 100 | 387 | 261 | 71 | 7 | 5 | | 831 |
| 3.75- | | | | 34 | 610 | 597 | 246 | 83 | 9 | 11 | 2 | 1592 |
| 2.75- | | | 9 | 684 | 1032 | 653 | 298 | 85 | 27 | 12 | 1 | 2807 |
| 1.75- | | 8 | 524 | 1642 | 1264 | 566 | 157 | 35 | 9 | 1 | | 4206 |
| 0.75- | 202 | 896 | 1011 | 589 | 148 | 32 | 6 | 1 | | | | 2885 |
| 0.00- | 7 | 13 | 19 | 3 | 1 | | | | | | | 43 |
| TOTAL | 217 | 1442 | 3390 | 3599 | 2471 | 1246 | 389 | 108 | 49 | 6 | 0 | 12917 |
| MAX | 2.20 | 3.10 | 4.20 | 5.90 | 7.20 | 8.20 | 9.90 | 10.20 | 8.70 | 8.50 | 0.00 | |

DATE (MAX HEIGHT) 06h 16-MAR-83

1978-1988 Summer

BUOY 46006
(40-48 N, 137-36 W) MEAN OF WAVE HEIGHT 1.52 M
MEAN OF WAVE PERIOD 5.81SEC

| PERIOD (SEC) | 0- | 5- | 6- | 7- | 8- | 9- | 10- | 11- | 12- | 13- | 14- | TOTAL |
|--------------|------|------|------|------|------|------|------|------|------|------|------|-------|
| HEIGHT (M) | 0- | 5- | 6- | 7- | 8- | 9- | 10- | 11- | 12- | 13- | 14- | TOTAL |
| 14.75- | | | | | | | | | | | | 0 |
| 13.75- | | | | | | | | | | | | 0 |
| 12.75- | | | | | | | | | | | | 0 |
| 11.75- | | | | | | | | | | | | 0 |
| 10.75- | | | | | | | | | | | | 0 |
| 9.75- | | | | | | | | | | | | 0 |
| 8.75- | | | | | | | | | | | | 0 |
| 7.75- | | | | | | | | | | | | 0 |
| 6.75- | | | | | | | | | | | | 0 |
| 5.75- | | | | | | | | | | | | 0 |
| 4.75- | | | | | | | 2 | 1 | | | | 3 |
| 3.75- | | | | | | | 2 | 33 | 40 | | 11 | 86 |
| 2.75- | | | | | | 6 | 146 | 214 | 101 | 42 | 30 | 543 |
| 1.75- | | | 4 | 806 | 1606 | 794 | 331 | 97 | 19 | | | 3657 |
| 0.75- | 926 | 4625 | 3296 | 1271 | 379 | 57 | | | | 1 | | 10555 |
| 0.00- | 88 | 297 | 153 | 17 | 5 | 2 | | | | | | 568 |
| TOTAL | 1018 | 5734 | 5209 | 2331 | 857 | 198 | 60 | 5 | 0 | 0 | 0 | 15412 |
| MAX | 1.90 | 2.80 | 3.90 | 5.10 | 4.80 | 3.60 | 4.20 | 3.60 | 0.00 | 0.00 | 0.00 | |

DATE (MAX HEIGHT) 00h 06-JUN-84

1978-1988 Autumn

BUOY 46006
(40-48 N, 137-36 W) MEAN OF WAVE HEIGHT 2.78 M
MEAN OF WAVE PERIOD 7.00SEC

| PERIOD (SEC) | 0- | 5- | 6- | 7- | 8- | 9- | 10- | 11- | 12- | 13- | 14- | TOTAL |
|--------------|------|------|------|------|------|------|-------|-------|-------|------|------|-------|
| HEIGHT (M) | 0- | 5- | 6- | 7- | 8- | 9- | 10- | 11- | 12- | 13- | 14- | TOTAL |
| 14.75- | | | | | | | | | | | | 0 |
| 13.75- | | | | | | | | | | | | 0 |
| 12.75- | | | | | | | | | | | | 0 |
| 11.75- | | | | | | | | 2 | | | | 2 |
| 10.75- | | | | | | | | 2 | 2 | | | 4 |
| 9.75- | | | | | | | 5 | 3 | 1 | | | 9 |
| 8.75- | | | | | | 5 | 30 | 11 | 10 | | | 56 |
| 7.75- | | | | | | 37 | 52 | 22 | 3 | 1 | | 115 |
| 6.75- | | | | | 9 | 93 | 61 | 18 | 1 | | 2 | 184 |
| 5.75- | | | | | | 7 | 161 | 194 | 69 | 14 | 8 | 459 |
| 4.75- | | | | | | | 1 | 190 | 584 | 285 | 86 | 1185 |
| 3.75- | | | | | | | | 108 | 867 | 815 | 360 | 2315 |
| 2.75- | | | | | | | | | 36 | 767 | 1390 | 3595 |
| 1.75- | | | | | | | | | | 2 | 827 | 2501 |
| 0.75- | | | | | | | | | | | 164 | 1561 |
| 0.00- | | | | | | | | | | | | 27 |
| TOTAL | 193 | 2438 | 5337 | 5428 | 3663 | 1755 | 727 | 232 | 65 | 19 | 11 | 19874 |
| MAX | 1.80 | 3.40 | 4.80 | 6.20 | 7.60 | 9.40 | 10.60 | 11.80 | 11.70 | 8.70 | 7.40 | |

DATE (MAX HEIGHT) 10h 22-OCT-73

1978-1988 Winter

BUOY 46006
(40-48 N, 137-36 W) MEAN OF WAVE HEIGHT 3.75 M
MEAN OF WAVE PERIOD 7.76SEC

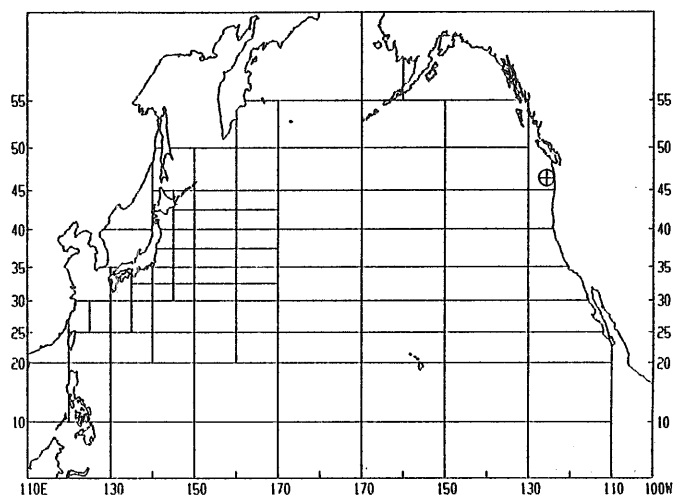
| PERIOD (SEC) | 0- | 5- | 6- | 7- | 8- | 9- | 10- | 11- | 12- | 13- | 14- | TOTAL |
|--------------|------|------|------|------|------|------|-------|-------|-------|-------|-------|-------|
| HEIGHT (M) | 0- | 5- | 6- | 7- | 8- | 9- | 10- | 11- | 12- | 13- | 14- | TOTAL |
| 14.75- | | | | | | | | | | | | 0 |
| 13.75- | | | | | | | | | | | | 0 |
| 12.75- | | | | | | | | | | | | 0 |
| 11.75- | | | | | | | | | | | | 0 |
| 10.75- | | | | | | | | | | | | 0 |
| 9.75- | | | | | | | | | | | | 0 |
| 8.75- | | | | | | | | | | | | 0 |
| 7.75- | | | | | | | | | | | | 0 |
| 6.75- | | | | | | | | | | | | 0 |
| 5.75- | | | | | | | | | | | | 0 |
| 4.75- | | | | | | | | | | | | 0 |
| 3.75- | | | | | | | | | | | | 0 |
| 2.75- | | | | | | | | | | | | 0 |
| 1.75- | | | | | | | | | | | | 0 |
| 0.75- | | | | | | | | | | | | 0 |
| 0.00- | | | | | | | | | | | | 0 |
| TOTAL | 27 | 722 | 2691 | 4275 | 4505 | 2931 | 1314 | 424 | 183 | 40 | 6 | 17118 |
| MAX | 1.80 | 3.00 | 4.90 | 6.10 | 8.40 | 9.60 | 11.70 | 11.30 | 12.70 | 12.30 | 12.90 | |

DATE (MAX HEIGHT) 13h 09-FEB-83

1979-1988 All seasons

| BUOY 46010 (46-12 N, 124-12 W) | | PERIOD (SEC) | | | | | | | | | | | | MEAN OF WAVE HEIGHT MEAN OF WAVE PERIOD | | 2.29 M 6.89SEC |
|-----------------------------------|------|--------------|-------|-------|-------|------|-------|------|------|------|------|-------|-------|--|--|-------------------|
| HEIGHT (M) | 0- | 5- | 6- | 7- | 8- | 9- | 10- | 11- | 12- | 13- | 14- | TOTAL | | | | |
| 14.75- | | | | | | | | | | | | | 0 | | | |
| 13.75- | | | | | | | | | | | | | 0 | | | |
| 12.75- | | | | | | | | | | | | | 0 | | | |
| 11.75- | | | | | | | | | | | | | 0 | | | |
| 10.75- | | | | | | | | | | | | | 0 | | | |
| 9.75- | | | | | | | 1 | 2 | | | | | 3 | | | |
| 8.75- | | | | | | | 7 | 6 | | | | | 13 | | | |
| 7.75- | | | | | | 9 | 29 | 32 | 14 | 6 | | | 90 | | | |
| 6.75- | | | | | 1 | 47 | 73 | 59 | 20 | 5 | | | 205 | | | |
| 5.75- | | | | | 71 | 203 | 196 | 131 | 41 | 12 | 2 | | 656 | | | |
| 4.75- | | | | 42 | 378 | 524 | 436 | 184 | 50 | 6 | 1 | 1 | 1622 | | | |
| 3.75- | | | 8 | 398 | 1129 | 1197 | 909 | 373 | 74 | 16 | 8 | 10 | 4122 | | | |
| 2.75- | | 2 | 253 | 1592 | 2928 | 2639 | 1554 | 543 | 151 | 56 | 8 | 3 | 9789 | | | |
| 1.75- | 147 | 1387 | 3988 | 5517 | 3736 | 1638 | 535 | 206 | 62 | 9 | 2 | | 17227 | | | |
| 0.75- | 2039 | 5171 | 7208 | 3854 | 1760 | 627 | 195 | 68 | 21 | 1 | | | 20944 | | | |
| 0.00- | 462 | 665 | 466 | 165 | 40 | 5 | 1 | | | | | | 1804 | | | |
| TOTAL | 2650 | 7484 | 13694 | 14043 | 10215 | 5475 | 2061 | 624 | 184 | 29 | 16 | | 56475 | | | |
| MAX | 3.00 | 4.20 | 5.40 | 6.80 | 8.50 | 9.90 | 10.20 | 8.30 | 8.60 | 6.60 | 5.10 | | | | | |

DATE (MAX HEIGHT) 03h 19-DEC-82



1979-1988 Spring

| BUOY 46010 (46-12 N, 124-12 W) | | PERIOD (SEC) | | | | | | | | | | | | MEAN OF WAVE HEIGHT MEAN OF WAVE PERIOD | 2.32 M 7.05SEC |
|-----------------------------------|------|--------------|------|------|------|------|------|------|------|------|------|-------|--|--|-------------------|
| HEIGHT (M) | 0- | 5- | 6- | 7- | 8- | 9- | 10- | 11- | 12- | 13- | 14- | TOTAL | | | |
| 14.75- | | | | | | | | | | | | 0 | | | |
| 13.75- | | | | | | | | | | | | 0 | | | |
| 12.75- | | | | | | | | | | | | 0 | | | |
| 11.75- | | | | | | | | | | | | 0 | | | |
| 10.75- | | | | | | | | | | | | 0 | | | |
| 9.75- | | | | | | | | | | | | 0 | | | |
| 8.75- | | | | | | | 1 | | | | | 1 | | | |
| 7.75- | | | | | | 2 | 2 | | | | | 4 | | | |
| 6.75- | | | | | 4 | 3 | | 1 | | | | 8 | | | |
| 5.75- | | | | 10 | 17 | 19 | 13 | 8 | 1 | | | 68 | | | |
| 4.75- | | | 2 | 38 | 90 | 69 | 23 | 3 | | | 1 | 226 | | | |
| 3.75- | | 1 | 60 | 206 | 201 | 163 | 51 | 11 | | 5 | 10 | 708 | | | |
| 2.75- | | 46 | 378 | 748 | 709 | 377 | 160 | 55 | 15 | 4 | 1 | 2493 | | | |
| 1.75- | 30 | 387 | 1046 | 1485 | 943 | 396 | 137 | 34 | 10 | 2 | | 4470 | | | |
| 0.75- | 132 | 823 | 1297 | 886 | 430 | 158 | 32 | 5 | 1 | | | 3764 | | | |
| 0.00- | 61 | 46 | 32 | 9 | 4 | | | | | | | 152 | | | |
| TOTAL | 223 | 1303 | 2815 | 3382 | 2398 | 1187 | 419 | 117 | 27 | 11 | 12 | 11894 | | | |
| MAX | 2.30 | 4.00 | 5.10 | 6.60 | 7.50 | 8.10 | 9.30 | 6.90 | 6.50 | 4.00 | 5.10 | | | | |

DATE (MAX HEIGHT) 11h 13-MAR-80

1979-1988 Summer

| BUOY 46010 (46-12 N, 124-12 W) | | PERIOD (SEC) | | | | | | | | | | | | | | MEAN OF WAVE HEIGHT 1.43 M MEAN OF WAVE PERIOD 5.85SEC | |
|-----------------------------------|------|--------------|------|------|------|------|------|------|------|------|------|-------|--|--|--|---|--|
| HEIGHT (M) | 0- | 5- | 6- | 7- | 8- | 9- | 10- | 11- | 12- | 13- | 14- | TOTAL | | | | | |
| 14.75- | | | | | | | | | | | | 0 | | | | | |
| 13.75- | | | | | | | | | | | | 0 | | | | | |
| 12.75- | | | | | | | | | | | | 0 | | | | | |
| 11.75- | | | | | | | | | | | | 0 | | | | | |
| 10.75- | | | | | | | | | | | | 0 | | | | | |
| 9.75- | | | | | | | | | | | | 0 | | | | | |
| 8.75- | | | | | | | | | | | | 0 | | | | | |
| 7.75- | | | | | | | | | | | | 0 | | | | | |
| 6.75- | | | | | | | | | | | | 0 | | | | | |
| 5.75- | | | | | | | | | | | | 0 | | | | | |
| 4.75- | | | | | | | | | | | | 0 | | | | | |
| 3.75- | | | 1 | | | 9 | | | | | | 10 | | | | | |
| 2.75- | | 12 | 29 | 64 | 80 | 24 | | 1 | | | | 210 | | | | | |
| 1.75- | 30 | 105 | 690 | 855 | 287 | 41 | 25 | 4 | | | | 2125 | | | | | |
| 0.75- | 682 | 2298 | 2838 | 708 | 94 | 35 | 2 | | | | | 6657 | | | | | |
| 0.00- | 84 | 417 | 227 | 63 | 9 | 1 | | | | | | 801 | | | | | |
| TOTAL | 796 | 2912 | 3793 | 1630 | 470 | 110 | 27 | 5 | 0 | 0 | 0 | 9803 | | | | | |
| MAX | 2.30 | 3.70 | 3.90 | 3.60 | 3.40 | 4.30 | 2.70 | 2.90 | 0.00 | 0.00 | 0.00 | | | | | | |

DATE (MAX HEIGHT) 01h 01-JUN-87

1979-1988 Autumn

| BUOY 46010 (46-12 N, 124-12 W) | | 1975 1980 AVERAGE | | | | | | | | | | | | | | MEAN OF WAVE HEIGHT 2.24 M |
|-----------------------------------|----|-------------------|------|------|------|------|------|------|------|------|------|------|--|--|-------|--------------------------------|
| | | PERIOD (SEC) | | | | | | | | | | | | | | MEAN OF WAVE PERIOD 6.92SEC |
| HEIGHT (M) | 0- | 5- | 6- | 7- | 8- | 9- | 10- | 11- | 12- | 13- | 14- | | | | TOTAL | |
| 14.75- | | | | | | | | | | | | | | | 0 | |
| 13.75- | | | | | | | | | | | | | | | 0 | |
| 12.75- | | | | | | | | | | | | | | | 0 | |
| 11.75- | | | | | | | | | | | | | | | 0 | |
| 10.75- | | | | | | | | | | | | | | | 0 | |
| 9.75- | | | | | | | | 1 | | | | | | | 1 | |
| 8.75- | | | | | | | | | | | | | | | 0 | |
| 7.75- | | | | | | 3 | 5 | 14 | 9 | 1 | | | | | 32 | |
| 6.75- | | | | | 1 | 11 | 15 | 26 | 11 | 1 | | | | | 65 | |
| 5.75- | | | | | | 24 | 68 | 54 | 51 | 12 | | | | | 209 | |
| 4.75- | | | | | | | 17 | 116 | 134 | 146 | 59 | 11 | | | 483 | |
| 3.75- | | | | | | | | | | | | | | | | |
| | | | 2 | 153 | 396 | 401 | 286 | 130 | 31 | 9 | 3 | | | | 1411 | |
| 2.75- | | | | | | | | | | | | | | | | |
| | | 1 | 105 | 482 | 806 | 721 | 408 | 153 | 23 | 12 | 2 | 2 | | | 2715 | |
| 1.75- | | | | | | | | | | | | | | | | |
| | | 29 | 393 | 1126 | 1737 | 1214 | 568 | 139 | 73 | 25 | 5 | 2 | | | 5311 | |
| 0.75- | | | | | | | | | | | | | | | | |
| | | 737 | 1401 | 2398 | 1631 | 744 | 217 | 69 | 11 | 11 | 1 | | | | 7220 | |
| 0.00- | | | | | | | | | | | | | | | | |
| | | 108 | 152 | 167 | 76 | 15 | | | | | | | | | 518 | |
| TOTAL | | 875 | 2053 | 4343 | 4787 | 3311 | 1700 | 641 | 181 | 59 | 11 | 4 | | | 17965 | |
| MAX | | 3.00 | 3.90 | 5.40 | 6.80 | 8.40 | 9.90 | 8.70 | 8.30 | 8.50 | 4.40 | 2.90 | | | | |

DATE (MAX HEIGHT) 13h 14-NOV-81

1979-1988 Winter

| BUOY 46010 (46-12 N, 124-12 W) | | PERIOD (SEC) | | | | | | | | | | | | MEAN OF WAVE HEIGHT MEAN OF WAVE PERIOD | | 2.83 M 7.36SEC |
|-----------------------------------|------|--------------|------|------|------|------|-------|------|------|------|------|-------|--|--|--|-------------------|
| HEIGHT (M) | 0- | 5- | 6- | 7- | 8- | 9- | 10- | 11- | 12- | 13- | 14- | TOTAL | | | | |
| 14.75- | | | | | | | | | | | | 0 | | | | |
| 13.75- | | | | | | | | | | | | 0 | | | | |
| 12.75- | | | | | | | | | | | | 0 | | | | |
| 11.75- | | | | | | | | | | | | 0 | | | | |
| 10.75- | | | | | | | | | | | | 0 | | | | |
| 9.75- | | | | | | | | 2 | | | | 2 | | | | |
| 8.75- | | | | | | 7 | 5 | | | | | 12 | | | | |
| 7.75- | | | | | 6 | 22 | 16 | 5 | 5 | | | 54 | | | | |
| 6.75- | | | | | 32 | 55 | 33 | 8 | 4 | | | 132 | | | | |
| 5.75- | | | | 37 | 118 | 123 | 67 | 21 | 11 | 2 | | 379 | | | | |
| 4.75- | | | 23 | 224 | 300 | 221 | 102 | 36 | 6 | 1 | | 913 | | | | |
| 3.75- | | 5 | 184 | 527 | 595 | 451 | 192 | 32 | 7 | | | 1993 | | | | |
| 2.75- | 1 | 90 | 703 | 1310 | 1189 | 745 | 230 | 72 | 29 | 2 | | 4371 | | | | |
| 1.75- | 58 | 422 | 1118 | 1440 | 1292 | 633 | 234 | 95 | 27 | 2 | | 5321 | | | | |
| 0.75- | 488 | 649 | 675 | 629 | 492 | 217 | 92 | 52 | 9 | | | 3303 | | | | |
| 0.00- | 209 | 50 | 40 | 17 | 12 | 4 | 1 | | | | | 333 | | | | |
| TOTAL | 755 | 1216 | 2743 | 4184 | 4036 | 2478 | 974 | 321 | 98 | 7 | 0 | 16813 | | | | |
| MAX | 2.90 | 4.20 | 5.30 | 6.60 | 8.50 | 9.40 | 10.20 | 8.30 | 8.60 | 6.60 | 0.00 | | | | | |

DATE (MAX HEIGHT) 03h 19-DEC-82

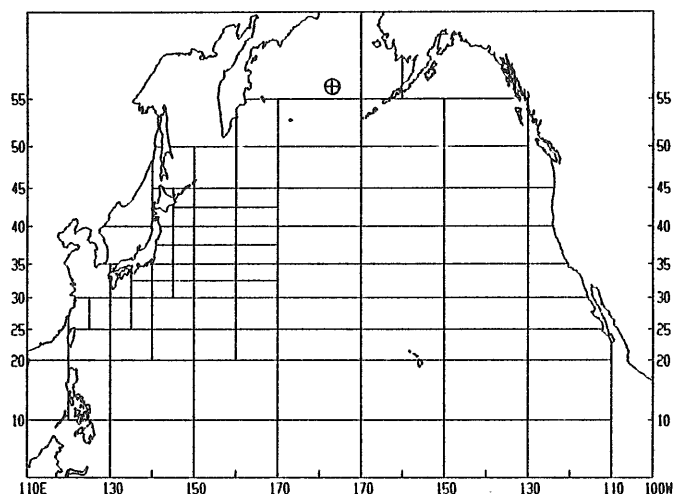
1985-1988 All seasons

BUOY 46035
(57- 0 N, 177-42 W)

MEAN OF WAVE HEIGHT 2.72 M
MEAN OF WAVE PERIOD 6.28SEC

| HEIGHT (M) | 0- | 5- | 6- | 7- | 8- | 9- | 10- | 11- | 12- | 13- | 14- | TOTAL |
|------------|------|------|------|------|------|------|-------|-------|-------|------|------|-------|
| 14.75- | | | | | | | | | | | | 0 |
| 13.75- | | | | | | | | | | | | 0 |
| 12.75- | | | | | | | | | 6 | | | 6 |
| 11.75- | | | | | | | | 2 | 2 | | | 4 |
| 10.75- | | | | | | | | 6 | | | | 6 |
| 9.75- | | | | | | | 24 | 11 | | | | 35 |
| 8.75- | | | | | | 8 | 51 | 2 | | | | 61 |
| 7.75- | | | | 1 | 105 | 37 | 2 | 1 | | | | 146 |
| 6.75- | | | | 41 | 251 | 25 | 5 | | | | | 322 |
| 5.75- | | | 6 | 444 | 276 | 29 | 8 | | | | | 763 |
| 4.75- | | | 467 | 956 | 245 | 40 | 1 | | | | | 1709 |
| 3.75- | | 158 | 1665 | 973 | 201 | 17 | | | | | | 3014 |
| 2.75- | 68 | 1949 | 2330 | 703 | 71 | | | | | | | 5121 |
| 1.75- | 15 | 1946 | 4059 | 1687 | 184 | 8 | | | | | | 7899 |
| 0.75- | 1296 | 4236 | 2067 | 310 | 34 | | | | | | | 7943 |
| 0.00- | 329 | 369 | 81 | 8 | | | | | | | | 787 |
| TOTAL | 1640 | 6619 | 8314 | 6473 | 3336 | 1165 | 223 | 37 | 9 | 0 | 0 | 27816 |
| MAX | 2.30 | 3.50 | 4.70 | 6.50 | 8.00 | 9.30 | 10.70 | 12.60 | 13.10 | 0.00 | 0.00 | |

DATE (MAX HEIGHT) 16h 15-DEC-87



1985-1988 Spring

BUOY 46035
(57- 0 N, 177-42 W)

MEAN OF WAVE HEIGHT 2.50 M
MEAN OF WAVE PERIOD 6.03SEC

| HEIGHT (M) | 0- | 5- | 6- | 7- | 8- | 9- | 10- | 11- | 12- | 13- | 14- | TOTAL |
|------------|------|------|------|------|------|------|-------|------|------|------|------|-------|
| 14.75- | | | | | | | | | | | | 0 |
| 13.75- | | | | | | | | | | | | 0 |
| 12.75- | | | | | | | | | | | | 0 |
| 11.75- | | | | | | | | | | | | 0 |
| 10.75- | | | | | | | | | | | | 0 |
| 9.75- | | | | | | | 1 | | | | | 1 |
| 8.75- | | | | | | 2 | 12 | 1 | | | | 15 |
| 7.75- | | | | | | 39 | 9 | | | | | 48 |
| 6.75- | | | | | 11 | 41 | 1 | | | | | 53 |
| 5.75- | | | | 2 | 73 | 29 | 4 | | | | | 108 |
| 4.75- | | | 123 | 139 | 37 | 15 | | | | | | 314 |
| 3.75- | | 35 | 281 | 194 | 42 | | | | | | | 552 |
| 2.75- | | 16 | 476 | 343 | 147 | 13 | | | | | | 995 |
| 1.75- | 5 | 710 | 983 | 308 | 60 | 4 | | | | | | 2070 |
| 0.75- | 513 | 1117 | 462 | 93 | 20 | | | | | | | 2205 |
| 0.00- | 58 | 54 | 3 | | | | | | | | | 115 |
| TOTAL | 576 | 1897 | 1953 | 1150 | 644 | 207 | 42 | 1 | 0 | 0 | 0 | 6476 |
| MAX | 1.90 | 3.30 | 4.70 | 6.50 | 7.40 | 8.90 | 10.10 | 8.90 | 0.00 | 0.00 | 0.00 | |

DATE (MAX HEIGHT) 06h 21-MAR-87

1985-1988 Summer

BUOY 46035
(57- 0 N, 177-42 W)

MEAN OF WAVE HEIGHT 1.50 M
MEAN OF WAVE PERIOD 5.29SEC

| HEIGHT (M) | 0- | 5- | 6- | 7- | 8- | 9- | 10- | 11- | 12- | 13- | 14- | TOTAL |
|------------|------|------|------|------|------|------|------|------|------|------|------|-------|
| 14.75- | | | | | | | | | | | | 0 |
| 13.75- | | | | | | | | | | | | 0 |
| 12.75- | | | | | | | | | | | | 0 |
| 11.75- | | | | | | | | | | | | 0 |
| 10.75- | | | | | | | | | | | | 0 |
| 9.75- | | | | | | | | | | | | 0 |
| 8.75- | | | | | | | | | | | | 0 |
| 7.75- | | | | | | | | | | | | 0 |
| 6.75- | | | | | | | | | | | | 0 |
| 5.75- | | | | | | | 5 | 2 | | | | 7 |
| 4.75- | | | | | | 4 | 29 | 1 | | | | 34 |
| 3.75- | | | | | 17 | 89 | 16 | | | | | 122 |
| 2.75- | | 8 | 150 | 100 | 10 | | | | | | | 268 |
| 1.75- | 5 | 303 | 452 | 104 | 5 | | | | | | | 863 |
| 0.75- | 509 | 1892 | 601 | 42 | 2 | | | | | | | 3046 |
| 0.00- | 236 | 289 | 71 | 8 | | | | | | | | 604 |
| TOTAL | 750 | 2492 | 1291 | 347 | 67 | 3 | 0 | 0 | 0 | 0 | 0 | 4950 |
| MAX | 2.30 | 3.50 | 4.40 | 5.20 | 6.20 | 6.50 | 0.00 | 0.00 | 0.00 | 0.00 | 0.00 | |

DATE (MAX HEIGHT) 06h 31-AUG-88

1985-1988 Autumn

BUOY 46035
(57- 0 N, 177-42 W)

MEAN OF WAVE HEIGHT 2.79 M
MEAN OF WAVE PERIOD 6.42SEC

| HEIGHT (M) | 0- | 5- | 6- | 7- | 8- | 9- | 10- | 11- | 12- | 13- | 14- | TOTAL |
|------------|------|------|------|------|------|------|-------|-------|------|------|------|-------|
| 14.75- | | | | | | | | | | | | 0 |
| 13.75- | | | | | | | | | | | | 0 |
| 12.75- | | | | | | | | | | | | 0 |
| 11.75- | | | | | | | | | | | | 0 |
| 10.75- | | | | | | | | 1 | | | | 1 |
| 9.75- | | | | | | | 7 | 2 | | | | 9 |
| 8.75- | | | | | | 4 | 14 | | | | | 18 |
| 7.75- | | | | | 1 | 19 | 7 | | | | | 27 |
| 6.75- | | | | | 17 | 52 | 9 | 1 | | | | 79 |
| 5.75- | | | | 2 | 98 | 82 | 10 | 1 | | | | 193 |
| 4.75- | | | | 90 | 240 | 81 | 9 | 1 | | | | 421 |
| 3.75- | | | 62 | 455 | 287 | 44 | | | | | | 848 |
| 2.75- | | 34 | 687 | 922 | 215 | 30 | | | | | | 1808 |
| 1.75- | 5 | 512 | 1386 | 705 | 54 | | | | | | | 2662 |
| 0.75- | 206 | 862 | 731 | 112 | 9 | | | | | | | 1920 |
| 0.00- | 21 | 25 | 5 | | | | | | | | | 51 |
| TOTAL | 232 | 1433 | 2871 | 2286 | 921 | 312 | 56 | 6 | 0 | 0 | 0 | 8117 |
| MAX | 2.20 | 3.50 | 4.60 | 6.10 | 8.00 | 9.30 | 10.70 | 10.80 | 0.00 | 0.00 | 0.00 | |

DATE (MAX HEIGHT) 04h 22-SEP-87

1985-1988 Winter

BUOY 46035
(57- 0 N, 177-42 W)

MEAN OF WAVE HEIGHT 3.54 M
MEAN OF WAVE PERIOD 6.94SEC

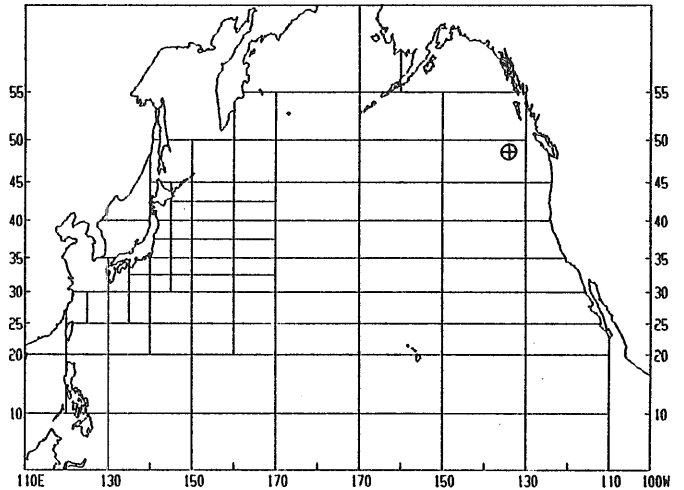
| HEIGHT (M) | 0- | 5- | 6- | 7- | 8- | 9- | 10- | 11- | 12- | 13- | 14- | TOTAL |
|------------|------|------|------|------|------|------|-------|-------|-------|------|------|-------|
| 14.75- | | | | | | | | | | | | 0 |
| 13.75- | | | | | | | | | | | | 0 |
| 12.75- | | | | | | | | | 6 | | | 6 |
| 11.75- | | | | | | | | 2 | 2 | | | 4 |
| 10.75- | | | | | | | | 5 | | | | 5 |
| 9.75- | | | | | | | 16 | 9 | | | | 25 |
| 8.75- | | | | | | | 2 | 25 | 1 | | | 28 |
| 7.75- | | | | | | | | 47 | 21 | 2 | 1 | 71 |
| 6.75- | | | | | | | 13 | 158 | 15 | 4 | | 190 |
| 5.75- | | | | | | 2 | 268 | 163 | 15 | 7 | | 455 |
| 4.75- | | | | | | | 250 | 548 | 126 | 16 | | 940 |
| 3.75- | | | | | | 44 | 840 | 476 | 115 | 17 | | 1492 |
| 2.75- | | | | | | 10 | 636 | 965 | 331 | 28 | | 1970 |
| 1.75- | | | | | | 421 | 1238 | 570 | 65 | 4 | | 2298 |
| 0.75- | 68 | 365 | 273 | 63 | 3 | | | | | | | 772 |
| 0.00- | 14 | 1 | 2 | | | | | | | | | 17 |
| TOTAL | 82 | 797 | 2193 | 2690 | 1704 | 643 | 125 | 30 | 9 | 0 | 0 | 8273 |
| MAX | 1.70 | 3.20 | 4.60 | 5.90 | 7.40 | 8.90 | 10.70 | 12.60 | 13.10 | 0.00 | 0.00 | |

DATE (MAX HEIGHT) 16h 15-DEC-87

1986-1987 All seasons

| BUOY 46036 (48-18 N, 133-54 W) | | MEAN OF WAVE HEIGHT 2.81 M MEAN OF WAVE PERIOD 6.43SEC | | | | | | | | | | | | | |
|-----------------------------------|------|---|------|------|------|------|-------|-------|-------|------|------|-------|--|--|--|
| HEIGHT (M) | 0- | 5- | 6- | 7- | 8- | 9- | 10- | 11- | 12- | 13- | 14- | TOTAL | | | |
| 14.75- | | | | | | | | | | | | 0 | | | |
| 13.75- | | | | | | | | | | | | 1 | | | |
| 12.75- | | | | | | | | 1 | | | | 1 | | | |
| 11.75- | | | | | | | | 3 | 2 | | | 5 | | | |
| 10.75- | | | | | | | | 3 | 2 | | | 5 | | | |
| 9.75- | | | | | | | 5 | | 2 | | | 7 | | | |
| 8.75- | | | | | 1 | 1 | 12 | 3 | | | | 17 | | | |
| 7.75- | | | | | 1 | 21 | 6 | 4 | | | | 32 | | | |
| 6.75- | | | | | 23 | 46 | 28 | 4 | | | | 101 | | | |
| 5.75- | | | | 24 | 133 | 94 | 28 | 4 | 1 | | | 284 | | | |
| 4.75- | | | | 110 | 250 | 96 | 37 | 14 | | | | 507 | | | |
| 3.75- | | | | 152 | 553 | 267 | 112 | 21 | 4 | 1 | | 1110 | | | |
| 2.75- | | | 80 | 665 | 634 | 259 | 112 | 29 | 8 | | | 1787 | | | |
| 1.75- | 25 | 734 | 961 | 362 | 152 | 47 | 16 | 12 | 8 | | | 2317 | | | |
| 0.75- | 384 | 1332 | 711 | 157 | 26 | 8 | 1 | 2 | | | | 2621 | | | |
| 0.00- | 15 | 42 | 8 | | | | | | | | | 65 | | | |
| TOTAL | 424 | 2188 | 2497 | 1840 | 1112 | 537 | 183 | 62 | 17 | 0 | 0 | 8860 | | | |
| MAX | 2.30 | 3.50 | 4.70 | 6.40 | 8.90 | 9.30 | 10.60 | 13.30 | 14.30 | 0.00 | 0.00 | | | | |

DATE (MAX HEIGHT) 12h 18-NOV-86



1986-1987 Spring

| BUOY 46036 (48-18 N, 133-54 W) | | MEAN OF WAVE HEIGHT 3.14 M MEAN OF WAVE PERIOD 6.71SEC | | | | | | | | | | | | | |
|-----------------------------------|------|---|------|------|------|------|------|------|------|------|------|-------|--|--|--|
| HEIGHT (M) | 0- | 5- | 6- | 7- | 8- | 9- | 10- | 11- | 12- | 13- | 14- | TOTAL | | | |
| 14.75- | | | | | | | | | | | | 0 | | | |
| 13.75- | | | | | | | | | | | | 0 | | | |
| 12.75- | | | | | | | | | | | | 0 | | | |
| 11.75- | | | | | | | | | | | | 0 | | | |
| 10.75- | | | | | | | | | | | | 0 | | | |
| 9.75- | | | | | | | | | | | | 0 | | | |
| 8.75- | | | | | | | | | | | | 0 | | | |
| 7.75- | | | | | | | 2 | 1 | | | | 3 | | | |
| 6.75- | | | | | 4 | 7 | 7 | | | | | 18 | | | |
| 5.75- | | | | 1 | 34 | 36 | 6 | | 1 | | | 78 | | | |
| 4.75- | | | | 21 | 73 | 24 | 10 | 8 | | | | 136 | | | |
| 3.75- | | | 54 | 178 | 69 | 39 | 15 | 4 | | | | 359 | | | |
| 2.75- | | 38 | 233 | 270 | 80 | 45 | 14 | | | | | 680 | | | |
| 1.75- | 3 | 164 | 309 | 119 | 42 | 5 | | | | | | 642 | | | |
| 0.75- | 20 | 161 | 67 | 36 | | | | | | | | 284 | | | |
| 0.00- | | | | | | | | | | | | 0 | | | |
| TOTAL | 23 | 363 | 663 | 625 | 302 | 158 | 53 | 12 | 1 | 0 | 0 | 2200 | | | |
| MAX | 1.80 | 3.50 | 4.70 | 5.80 | 6.90 | 7.90 | 8.20 | 5.30 | 5.80 | 0.00 | 0.00 | | | | |

DATE (MAX HEIGHT) 11h 16-APR-87

1986-1987 Summer

| BUOY 46036 (48-18 N, 133-54 W) | | MEAN OF WAVE HEIGHT 1.78 M MEAN OF WAVE PERIOD 5.63SEC | | | | | | | | | | | | | |
|-----------------------------------|------|---|------|------|------|------|------|------|------|------|------|-------|--|--|--|
| HEIGHT (M) | 0- | 5- | 6- | 7- | 8- | 9- | 10- | 11- | 12- | 13- | 14- | TOTAL | | | |
| 14.75- | | | | | | | | | | | | 0 | | | |
| 13.75- | | | | | | | | | | | | 0 | | | |
| 12.75- | | | | | | | | | | | | 0 | | | |
| 11.75- | | | | | | | | | | | | 0 | | | |
| 10.75- | | | | | | | | | | | | 0 | | | |
| 9.75- | | | | | | | | | | | | 0 | | | |
| 8.75- | | | | | | | | | | | | 0 | | | |
| 7.75- | | | | | | | | | | | | 0 | | | |
| 6.75- | | | | | | | | | | | | 0 | | | |
| 5.75- | | | | | | | | | | | | 0 | | | |
| 4.75- | | | | | | 3 | 7 | | | | | 10 | | | |
| 3.75- | | | | | | 27 | 42 | 8 | | | | 77 | | | |
| 2.75- | | | | | | 21 | 200 | 63 | 7 | 10 | 4 | 305 | | | |
| 1.75- | 9 | 238 | 258 | 107 | 29 | 24 | 7 | 7 | 2 | | | 681 | | | |
| 0.75- | 270 | 783 | 440 | 91 | 19 | 5 | 1 | 2 | | | | 1611 | | | |
| 0.00- | 15 | 42 | 8 | | | | | | | | | 65 | | | |
| TOTAL | 294 | 1084 | 933 | 306 | 70 | 39 | 12 | 9 | 2 | 0 | 0 | 2749 | | | |
| MAX | 2.00 | 3.20 | 4.40 | 5.40 | 5.60 | 3.50 | 3.60 | 2.70 | 2.50 | 0.00 | 0.00 | | | | |

DATE (MAX HEIGHT) 02h 01-JUN-87

1986-1987 Autumn

| BUOY 46036 (48-18 N, 133-54 W) | | MEAN OF WAVE HEIGHT 2.86 M MEAN OF WAVE PERIOD 6.40SEC | | | | | | | | | | | | | |
|-----------------------------------|------|---|------|------|------|------|-------|-------|-------|------|------|-------|--|--|--|
| HEIGHT (M) | 0- | 5- | 6- | 7- | 8- | 9- | 10- | 11- | 12- | 13- | 14- | TOTAL | | | |
| 14.75- | | | | | | | | | | | | 0 | | | |
| 13.75- | | | | | | | | | | | | 1 | | | |
| 12.75- | | | | | | | | | | | | 1 | | | |
| 11.75- | | | | | | | | | 3 | 2 | | 5 | | | |
| 10.75- | | | | | | | | | 3 | 2 | | 5 | | | |
| 9.75- | | | | | | | 5 | | | 2 | | 7 | | | |
| 8.75- | | | | | 1 | 1 | 12 | 2 | | | | 16 | | | |
| 7.75- | | | | | 1 | 16 | 5 | 2 | | | | 24 | | | |
| 6.75- | | | | | 16 | 25 | 3 | | | | | 44 | | | |
| 5.75- | | | | 9 | 55 | 23 | 3 | | | | | 90 | | | |
| 4.75- | | | | 31 | 67 | 10 | 1 | | | | | 109 | | | |
| 3.75- | | | 46 | 152 | 40 | 11 | | | | 1 | | 250 | | | |
| 2.75- | | 20 | 151 | 160 | 86 | 33 | 8 | 8 | | | | 466 | | | |
| 1.75- | 13 | 311 | 331 | 91 | 71 | 16 | 9 | 5 | 6 | | | 853 | | | |
| 0.75- | 94 | 388 | 202 | 30 | 7 | 3 | | | | | | 724 | | | |
| 0.00- | | | | | | | | | | | | 0 | | | |
| TOTAL | 107 | 719 | 730 | 473 | 344 | 138 | 46 | 24 | 14 | 0 | 0 | 2595 | | | |
| MAX | 2.30 | 3.40 | 4.70 | 6.30 | 8.90 | 9.30 | 10.60 | 13.30 | 14.30 | 0.00 | 0.00 | | | | |

DATE (MAX HEIGHT) 12h 18-NOV-86

1986-1987 Winter

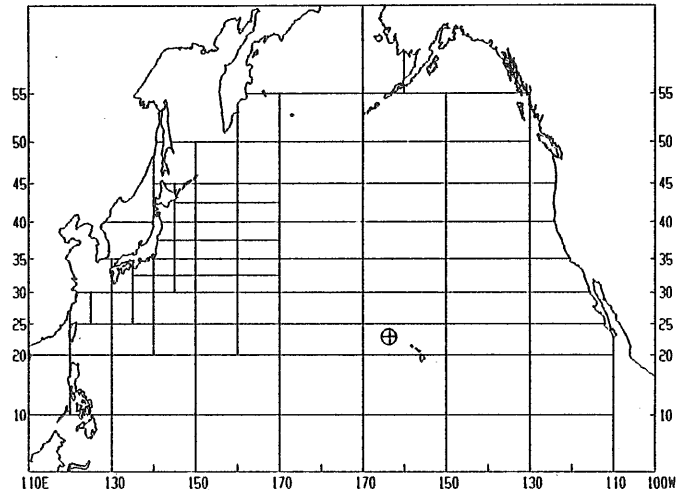
| BUOY 46036 (48-18 N, 133-54 W) | | MEAN OF WAVE HEIGHT 4.26 M MEAN OF WAVE PERIOD 7.66SEC | | | | | | | | | | | | | |
|-----------------------------------|------|---|------|------|------|------|------|------|------|------|------|-------|--|--|--|
| HEIGHT (M) | 0- | 5- | 6- | 7- | 8- | 9- | 10- | 11- | 12- | 13- | 14- | TOTAL | | | |
| 14.75- | | | | | | | | | | | | 0 | | | |
| 13.75- | | | | | | | | | | | | 0 | | | |
| 12.75- | | | | | | | | | | | | 0 | | | |
| 11.75- | | | | | | | | | | | | 0 | | | |
| 10.75- | | | | | | | | | | | | 0 | | | |
| 9.75- | | | | | | | | | | | | 0 | | | |
| 8.75- | | | | | | | | | | | | 1 | | | |
| 7.75- | | | | | | | | | | | | 2 | | | |
| 6.75- | | | | | | | 3 | 14 | 18 | 4 | | 39 | | | |
| 5.75- | | | | | | | 14 | 44 | 35 | 19 | 4 | 116 | | | |
| 4.75- | | | | | | | 55 | 103 | 62 | 26 | 6 | 252 | | | |
| 3.75- | | | | | | | 25 | 181 | 150 | 62 | 6 | 424 | | | |
| 2.75- | | | | | | | 1 | 81 | 141 | 86 | 24 | 336 | | | |
| 1.75- | | | | | | | 21 | 63 | 45 | 10 | 2 | 141 | | | |
| 0.75- | | | | | | | 2 | | | | | 2 | | | |
| 0.00- | | | | | | | | | | | | 0 | | | |
| TOTAL | 0 | 22 | 171 | 436 | 396 | 202 | 72 | 17 | 0 | 0 | 0 | 1316 | | | |
| MAX | 0.00 | 3.40 | 4.60 | 6.40 | 7.60 | 8.10 | 7.60 | 8.90 | 0.00 | 0.00 | 0.00 | | | | |

DATE (MAX HEIGHT) 00h 04-FEB-87

1980-1988 All seasons

| BUOY 51001 (23-24 N, 162-18 W) | | PERIOD (SEC) | | | | | | | | | | | MEAN OF WAVE HEIGHT MEAN OF WAVE PERIOD | | 2.42 M 6.17SEC |
|-----------------------------------|------|--------------|-------|------|------|------|------|-------|------|------|------|-------|--|--|-------------------|
| HEIGHT (M) | 0- | 5- | 6- | 7- | 8- | 9- | 10- | 11- | 12- | 13- | 14- | TOTAL | | | |
| 14.75- | | | | | | | | | | | | 0 | | | |
| 13.75- | | | | | | | | | | | | 0 | | | |
| 12.75- | | | | | | | | | | | | 0 | | | |
| 11.75- | | | | | | | | 1 | | | | 1 | | | |
| 10.75- | | | | | | | | | | | | 0 | | | |
| 9.75- | | | | | | | 1 | 3 | | | | 4 | | | |
| 8.75- | | | | | | | 5 | 9 | 2 | | | 16 | | | |
| 7.75- | | | | | 1 | 5 | 10 | 3 | 1 | 3 | 3 | 26 | | | |
| 6.75- | | | | 2 | 14 | 20 | 11 | 15 | 9 | 15 | 10 | 96 | | | |
| 5.75- | | | | 22 | 85 | 45 | 54 | 29 | 28 | 5 | 7 | 275 | | | |
| 4.75- | | | 7 | 211 | 241 | 125 | 96 | 48 | 35 | 25 | 7 | 795 | | | |
| 3.75- | | | 374 | 1176 | 541 | 326 | 226 | 125 | 77 | 22 | 5 | 2872 | | | |
| 2.75- | | 621 | 3514 | 2453 | 1441 | 706 | 262 | 101 | 18 | 8 | | 9124 | | | |
| 1.75- | 782 | 10589 | 8506 | 3498 | 1531 | 495 | 88 | 15 | 4 | | | 25508 | | | |
| 0.75- | 1405 | 4886 | 3086 | 1302 | 228 | 19 | | | | | | 10926 | | | |
| 0.00- | | | | | | | | | | | | 0 | | | |
| TOTAL | 2187 | 16096 | 15487 | 8664 | 4082 | 1741 | 753 | 349 | 174 | 78 | 32 | 49643 | | | |
| MAX | 2.70 | 3.70 | 5.20 | 6.90 | 7.80 | 8.40 | 9.80 | 12.30 | 9.50 | 8.10 | 8.00 | | | | |

DATE (MAX HEIGHT) 04h 05-NOV-88



1980-1988 Spring

| | | | | | | | | | | | | | | |
|-----------------------------------|------|--------------|------|------|------|------|------|------|------|------|------|--|--|-------------------|
| BUOY 51001 (23-24 N, 162-18 W) | | PERIOD (SEC) | | | | | | | | | | MEAN OF WAVE HEIGHT MEAN OF WAVE PERIOD | | 2.54 M 6.14SEC |
| HEIGHT (M) | 0- | 5- | 6- | 7- | 8- | 9- | 10- | 11- | 12- | 13- | 14- | TOTAL | | |
| 14.75- | | | | | | | | | | | | 0 | | |
| 13.75- | | | | | | | | | | | | 0 | | |
| 12.75- | | | | | | | | | | | | 0 | | |
| 11.75- | | | | | | | | | | | | 0 | | |
| 10.75- | | | | | | | | | | | | 0 | | |
| 9.75- | | | | | | | | | | | | 0 | | |
| 8.75- | | | | | | | | | | | | 0 | | |
| 7.75- | | | | | | | | | | | | 0 | | |
| 6.75- | | | | | 2 | | | 3 | | | | 5 | | |
| 5.75- | | | | 2 | 27 | 1 | 7 | 3 | | | | 40 | | |
| 4.75- | | | 1 | 55 | 93 | 29 | 9 | | | 1 | 2 | 190 | | |
| 3.75- | | | 110 | 308 | 184 | 49 | 13 | 15 | 13 | 5 | | 697 | | |
| 2.75- | | 280 | 1642 | 765 | 288 | 152 | 43 | 24 | 6 | 1 | | 3201 | | |
| 1.75- | 84 | 2892 | 2671 | 1060 | 310 | 129 | 28 | 4 | | | | 7178 | | |
| 0.75- | 159 | 738 | 502 | 192 | 69 | 8 | | | | | | 1668 | | |
| 0.00- | | | | | | | | | | | | 0 | | |
| TOTAL | 243 | 3910 | 4926 | 2382 | 973 | 368 | 100 | 49 | 20 | 6 | 2 | 12979 | | |
| MAX | 2.60 | 3.60 | 4.90 | 6.40 | 6.90 | 6.50 | 6.40 | 7.70 | 4.80 | 4.60 | 5.00 | | | |

DATE (MAX HEIGHT) 11h 05-MAR-84

1980-1988 Summer

| | | | | | | | | | | | | | |
|-----------------------------------|------|--------------|------|------|------|------|------|------|------|------|------|---|--|
| BUOY 51001 (23-24 N, 162-18 W) | | PERIOD (SEC) | | | | | | | | | | MEAN OF WAVE HEIGHT 1.89 M MEAN OF WAVE PERIOD 5.31SEC | |
| HEIGHT (M) | 0- | 5- | 6- | 7- | 8- | 9- | 10- | 11- | 12- | 13- | 14- | TOTAL | |
| 14.75- | | | | | | | | | | | | 0 | |
| 13.75- | | | | | | | | | | | | 0 | |
| 12.75- | | | | | | | | | | | | 0 | |
| 11.75- | | | | | | | | | | | | 0 | |
| 10.75- | | | | | | | | | | | | 0 | |
| 9.75- | | | | | | | | | | | | 0 | |
| 8.75- | | | | | | | | | | | | 0 | |
| 7.75- | | | | | | | | | | | | 0 | |
| 6.75- | | | | | | | | | | | | 0 | |
| 5.75- | | | | | | | | | | | | 0 | |
| 4.75- | | | | | | | | | | | | 0 | |
| 3.75- | | | | | 1 | 1 | | | | | | 2 | |
| 2.75- | | 159 | 237 | 12 | 10 | | | | | | | 418 | |
| 1.75- | 452 | 4988 | 1997 | 222 | 93 | 7 | | | | | | 7765 | |
| 0.75- | 914 | 2551 | 1400 | 459 | 48 | 1 | | | | | | 5373 | |
| 0.00- | | | | | | | | | | | | 0 | |
| TOTAL | 1366 | 7698 | 3634 | 694 | 158 | 8 | 0 | 0 | 0 | 0 | 0 | 13558 | |
| MAX | 2.40 | 3.20 | 3.50 | 3.80 | 4.00 | 2.70 | 0.00 | 0.00 | 0.00 | 0.00 | 0.00 | | |

DATE (MAX HEIGHT) 22h 13-AUG-86

1980-1988 Autumn

| BUOY 51001 (23-24 N, 162-18 W) | | | | | | | | | | | | MEAN OF WAVE HEIGHT MEAN OF WAVE PERIOD | | 2.25 M 6.09SEC |
|-----------------------------------|------|------|------|------|------|------|------|-------|------|------|------|--|--|-------------------|
| PERIOD (SEC) | | | | | | | | | | | | | | |
| HEIGHT (M) | 0- | 5- | 6- | 7- | 8- | 9- | 10- | 11- | 12- | 13- | 14- | TOTAL | | |
| 14.75- | | | | | | | | | | | | 0 | | |
| 13.75- | | | | | | | | | | | | 0 | | |
| 12.75- | | | | | | | | | | | | 0 | | |
| 11.75- | | | | | | | | | 1 | | | 1 | | |
| 10.75- | | | | | | | | | | | | 0 | | |
| 9.75- | | | | | | | | | 2 | | | 2 | | |
| 8.75- | | | | | | | | 3 | 1 | | | 4 | | |
| 7.75- | | | | | | 4 | 2 | 1 | | | | 7 | | |
| 6.75- | | | | | | 3 | 2 | | | | | 14 | | |
| 5.75- | | | | 12 | 28 | 5 | 1 | 6 | 1 | | | 53 | | |
| 4.75- | | | 2 | 70 | 15 | 12 | 7 | 8 | 9 | 6 | | 129 | | |
| 3.75- | | | 74 | 207 | 25 | 25 | 34 | 11 | 4 | 1 | | 381 | | |
| 2.75- | | 53 | 456 | 476 | 225 | 104 | 25 | 5 | 1 | 2 | | 1347 | | |
| 1.75- | 135 | 1901 | 2357 | 981 | 342 | 60 | 17 | 4 | 2 | | | 5799 | | |
| 0.75- | 257 | 1343 | 938 | 491 | 51 | 5 | | | | | | 3085 | | |
| 0.00- | | | | | | | | | | | | 0 | | |
| TOTAL | 392 | 3297 | 3827 | 2239 | 693 | 218 | 91 | 39 | 17 | 9 | 0 | 10822 | | |
| MAX | 2.40 | 3.60 | 4.90 | 6.90 | 7.40 | 8.40 | 9.20 | 12.30 | 6.00 | 5.50 | 0.00 | | | |

DATE (MAX HEIGHT) 04h 05-NOV-88

1980-1988 Winter

| | | | | | | | | | | | | | | |
|-----------------------------------|------|--------------|------|------|------|------|------|-------|------|------|------|--|--|--------------------|
| BUOY 51001 (23-24 N, 162-18 W) | | PERIOD (SEC) | | | | | | | | | | MEAN OF WAVE HEIGHT MEAN OF WAVE PERIOD | | 3.03' M 7.21SEC |
| HEIGHT (M) | 0- | 5- | 6- | 7- | 8- | 9- | 10- | 11- | 12- | 13- | 14- | TOTAL | | |
| 14.75- | | | | | | | | | | | | 0 | | |
| 13.75- | | | | | | | | | | | | 0 | | |
| 12.75- | | | | | | | | | | | | 0 | | |
| 11.75- | | | | | | | | | | | | 0 | | |
| 10.75- | | | | | | | | | | | | 0 | | |
| 9.75- | | | | | | | | 1 | 1 | | | 2 | | |
| 8.75- | | | | | | | 2 | 8 | 2 | | | 12 | | |
| 7.75- | | | | | 1 | 1 | 8 | 2 | 1 | 3 | 3 | 19 | | |
| 6.75- | | | | | 5 | 17 | 9 | 12 | 9 | 15 | 10 | 77 | | |
| 5.75- | | | | 8 | 30 | 33 | 46 | 20 | 27 | 5 | 7 | 182 | | |
| 4.75- | | | 4 | 86 | 133 | 84 | 80 | 40 | 25 | 19 | 5 | 476 | | |
| 3.75- | | | 190 | 660 | 331 | 252 | 179 | 99 | 60 | 16 | 5 | 1792 | | |
| 2.75- | | 129 | 1179 | 1200 | 918 | 450 | 194 | 72 | 11 | 5 | | 4158 | | |
| 1.75- | 111 | 808 | 1481 | 1235 | 780 | 293 | 43 | 7 | 2 | | | 4766 | | |
| 0.75- | 75 | 254 | 246 | 160 | 60 | 5 | | | | | | 800 | | |
| 0.00- | | | | | | | | | | | | 0 | | |
| TOTAL | 186 | 1191 | 3100 | 3349 | 2258 | 1147 | 562 | 261 | 137 | 63 | 30 | 12284 | | |
| MAX | 2.70 | 3.70 | 5.20 | 6.30 | 7.80 | 8.10 | 9.80 | 10.10 | 9.50 | 8.10 | 8.00 | | | |

DATE (MAX HEIGHT) 20h 14-JAN-85

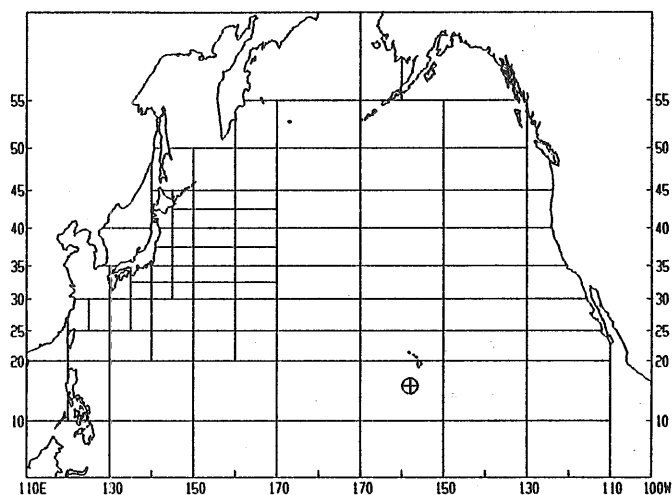
1984-1988 All seasons

BUOY 51002
(17-12 N, 157-48 W)

MEAN OF WAVE HEIGHT 2.44 M
MEAN OF WAVE PERIOD 6.02SEC

| HEIGHT (M) | 0- | 5- | 6- | 7- | 8- | 9- | 10- | 11- | 12- | 13- | 14- | TOTAL |
|------------|------|-------|-------|------|------|------|------|------|------|------|------|-------|
| 14.75- | | | | | | | | | | | | 0 |
| 13.75- | | | | | | | | | | | | 0 |
| 12.75- | | | | | | | | | | | | 0 |
| 11.75- | | | | | | | | | | | | 0 |
| 10.75- | | | | | | | | | | | | 0 |
| 9.75- | | | | | | | | | | | | 0 |
| 8.75- | | | | | | | | | | | | 0 |
| 7.75- | | | | | | | | | | | | 0 |
| 6.75- | | | | | | | | | | | | 0 |
| 5.75- | | | | | | | | | | | | 0 |
| 4.75- | | | 2 | 120 | 31 | 4 | 10 | 2 | 1 | 1 | 4 | 175 |
| 3.75- | | | 387 | 615 | 102 | 90 | 70 | 35 | 10 | 7 | 3 | 1319 |
| 2.75- | | | 470 | 4381 | 1208 | 494 | 224 | 81 | 30 | 17 | | 6905 |
| 1.75- | 128 | 8013 | 6376 | 1500 | 787 | 393 | 126 | 26 | 1 | 1 | | 17351 |
| 0.75- | 246 | 1823 | 1261 | 734 | 239 | 42 | 4 | | | | | 4349 |
| 0.00- | | | | | | | | | | | | 0 |
| TOTAL | 374 | 10306 | 12407 | 4177 | 1663 | 753 | 291 | 93 | 29 | 9 | 7 | 30093 |
| MAX | 2.30 | 3.60 | 4.90 | 5.50 | 5.70 | 5.40 | 5.70 | 5.00 | 5.00 | 4.80 | 5.50 | |

DATE (MAX HEIGHT) 08h 11-JAN-87



1984-1988 Spring

BUOY 51002
(17-12 N, 157-48 W)

MEAN OF WAVE HEIGHT 2.55 M
MEAN OF WAVE PERIOD 6.02SEC

| HEIGHT (M) | 0- | 5- | 6- | 7- | 8- | 9- | 10- | 11- | 12- | 13- | 14- | TOTAL |
|------------|------|------|------|------|------|------|------|------|------|------|------|-------|
| 14.75- | | | | | | | | | | | | 0 |
| 13.75- | | | | | | | | | | | | 0 |
| 12.75- | | | | | | | | | | | | 0 |
| 11.75- | | | | | | | | | | | | 0 |
| 10.75- | | | | | | | | | | | | 0 |
| 9.75- | | | | | | | | | | | | 0 |
| 8.75- | | | | | | | | | | | | 0 |
| 7.75- | | | | | | | | | | | | 0 |
| 6.75- | | | | | | | | | | | | 0 |
| 5.75- | | | | | | | | | | | | 0 |
| 4.75- | | | | 51 | 6 | | | | | | | 57 |
| 3.75- | | | 92 | 221 | 4 | | | | | | | 317 |
| 2.75- | | 95 | 1648 | 306 | 33 | 12 | 12 | 6 | 4 | | | 2116 |
| 1.75- | 1 | 1459 | 1221 | 178 | 93 | 83 | 13 | 1 | 1 | 1 | | 3051 |
| 0.75- | 2 | 303 | 386 | 206 | 133 | 21 | 1 | | | | | 1052 |
| 0.00- | | | | | | | | | | | | 0 |
| TOTAL | 3 | 1857 | 3347 | 962 | 269 | 116 | 26 | 7 | 5 | 1 | 0 | 6593 |
| MAX | 2.00 | 3.10 | 4.40 | 5.30 | 5.30 | 3.20 | 3.20 | 3.30 | 3.50 | 2.70 | 0.00 | |

DATE (MAX HEIGHT) 15h 08-MAR-85

1984-1988 Summer

BUOY 51002
(17-12 N, 157-48 W)

MEAN OF WAVE HEIGHT 2.10 M
MEAN OF WAVE PERIOD 5.37SEC

| HEIGHT (M) | 0- | 5- | 6- | 7- | 8- | 9- | 10- | 11- | 12- | 13- | 14- | TOTAL |
|------------|------|------|------|------|------|------|------|------|------|------|------|-------|
| 14.75- | | | | | | | | | | | | 0 |
| 13.75- | | | | | | | | | | | | 0 |
| 12.75- | | | | | | | | | | | | 0 |
| 11.75- | | | | | | | | | | | | 0 |
| 10.75- | | | | | | | | | | | | 0 |
| 9.75- | | | | | | | | | | | | 0 |
| 8.75- | | | | | | | | | | | | 0 |
| 7.75- | | | | | | | | | | | | 0 |
| 6.75- | | | | | | | | | | | | 0 |
| 5.75- | | | | | | | | | | | | 0 |
| 4.75- | | | | | | | | | | | | 0 |
| 3.75- | | | | | 7 | 2 | | | | | | 9 |
| 2.75- | | | 27 | 220 | 12 | | | | | | | 259 |
| 1.75- | 18 | 2391 | 924 | 43 | 12 | | | | | | | 3388 |
| 0.75- | 19 | 476 | 209 | 75 | 4 | | | | | | | 783 |
| 0.00- | | | | | | | | | | | | 0 |
| TOTAL | 37 | 2894 | 1360 | 132 | 16 | 0 | 0 | 0 | 0 | 0 | 0 | 4439 |
| MAX | 2.00 | 3.00 | 4.10 | 4.60 | 2.10 | 0.00 | 0.00 | 0.00 | 0.00 | 0.00 | 0.00 | |

DATE (MAX HEIGHT) 18h 08-AUG-85

1984-1988 Autumn

BUOY 51002
(17-12 N, 157-48 W)

MEAN OF WAVE HEIGHT 2.26 M
MEAN OF WAVE PERIOD 5.76SEC

| HEIGHT (M) | 0- | 5- | 6- | 7- | 8- | 9- | 10- | 11- | 12- | 13- | 14- | TOTAL |
|------------|------|------|------|------|------|------|------|------|------|------|------|-------|
| 14.75- | | | | | | | | | | | | 0 |
| 13.75- | | | | | | | | | | | | 0 |
| 12.75- | | | | | | | | | | | | 0 |
| 11.75- | | | | | | | | | | | | 0 |
| 10.75- | | | | | | | | | | | | 0 |
| 9.75- | | | | | | | | | | | | 0 |
| 8.75- | | | | | | | | | | | | 0 |
| 7.75- | | | | | | | | | | | | 0 |
| 6.75- | | | | | | | | | | | | 0 |
| 5.75- | | | | | | | | | | | | 0 |
| 4.75- | | | | 11 | 10 | | | | | | | 21 |
| 3.75- | | | 109 | 128 | 7 | 11 | 6 | | | | | 261 |
| 2.75- | | 191 | 991 | 233 | 89 | 44 | 6 | | | | | 1554 |
| 1.75- | 99 | 3014 | 2005 | 493 | 209 | 42 | 2 | | | | | 5864 |
| 0.75- | 189 | 917 | 482 | 344 | 83 | 8 | 2 | | | | | 2025 |
| 0.00- | | | | | | | | | | | | 0 |
| TOTAL | 288 | 4122 | 3587 | 1209 | 398 | 105 | 16 | 0 | 0 | 0 | 0 | 9725 |
| MAX | 2.20 | 3.40 | 4.40 | 5.10 | 5.30 | 4.20 | 4.30 | 0.00 | 0.00 | 0.00 | 0.00 | |

DATE (MAX HEIGHT) 10h 27-NOV-87

1984-1988 Winter

BUOY 51002
(17-12 N, 157-48 W)

MEAN OF WAVE HEIGHT 2.70 M
MEAN OF WAVE PERIOD 6.60SEC

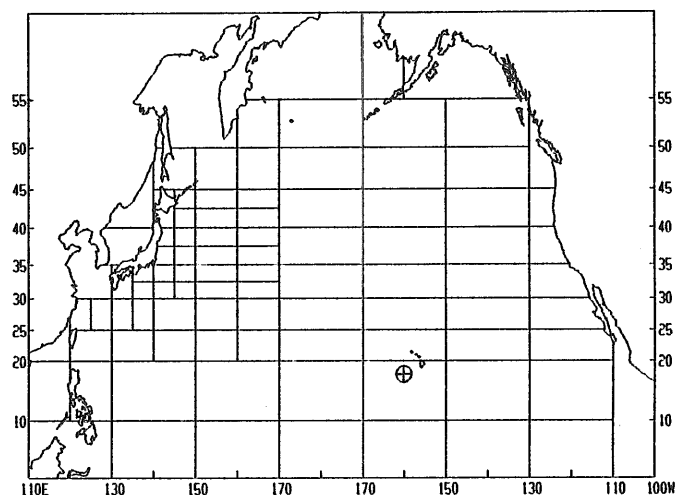
| HEIGHT (M) | 0- | 5- | 6- | 7- | 8- | 9- | 10- | 11- | 12- | 13- | 14- | TOTAL |
|------------|------|------|------|------|------|------|------|------|------|------|------|-------|
| 14.75- | | | | | | | | | | | | 0 |
| 13.75- | | | | | | | | | | | | 0 |
| 12.75- | | | | | | | | | | | | 0 |
| 11.75- | | | | | | | | | | | | 0 |
| 10.75- | | | | | | | | | | | | 0 |
| 9.75- | | | | | | | | | | | | 0 |
| 8.75- | | | | | | | | | | | | 0 |
| 7.75- | | | | | | | | | | | | 0 |
| 6.75- | | | | | | | | | | | | 0 |
| 5.75- | | | | | | | | | | | | 0 |
| 4.75- | | | 2 | 58 | 15 | 4 | 10 | 2 | 1 | 1 | 4 | 97 |
| 3.75- | | | 179 | 264 | 91 | 79 | 64 | 35 | 10 | 7 | 3 | 732 |
| 2.75- | | 157 | 1522 | 657 | 372 | 168 | 63 | 24 | 13 | | | 2976 |
| 1.75- | 10 | 1149 | 2226 | 786 | 473 | 268 | 111 | 25 | | | | 5048 |
| 0.75- | 36 | 127 | 184 | 109 | 19 | 13 | 1 | | | | | 489 |
| 0.00- | | | | | | | | | | | | 0 |
| TOTAL | 46 | 1433 | 4113 | 1874 | 970 | 532 | 249 | 86 | 24 | 8 | 7 | 9342 |
| MAX | 2.30 | 3.60 | 4.90 | 5.60 | 5.70 | 5.40 | 5.70 | 5.00 | 5.00 | 4.80 | 5.50 | |

DATE (MAX HEIGHT) 08h 11-JAN-87

1984-1988 All seasons

| BUOY 51003 (19-12 N, 160-48 W) | | PERIOD (SEC) | | | | | | | | | | | | | MEAN OF WAVE HEIGHT 2.28 M MEAN OF WAVE PERIOD 6.39SEC | |
|-----------------------------------|------|--------------|-------|------|------|------|------|------|------|------|------|-------|--|--|---|--|
| HEIGHT (M) | 0- | 5- | 6- | 7- | 8- | 9- | 10- | 11- | 12- | 13- | 14- | TOTAL | | | | |
| 14.75- | | | | | | | | | | | | 0 | | | | |
| 13.75- | | | | | | | | | | | | 0 | | | | |
| 12.75- | | | | | | | | | | | | 0 | | | | |
| 11.75- | | | | | | | | | | | | 0 | | | | |
| 10.75- | | | | | | | | | | | | 0 | | | | |
| 9.75- | | | | | | | | | | | | 0 | | | | |
| 8.75- | | | | | | | | | | | | 0 | | | | |
| 7.75- | | | | | | | | | | | | 0 | | | | |
| 6.75- | | | | | | | | | | | 1 | 1 | | | | |
| 5.75- | | | | | | 1 | 5 | | 7 | 4 | 2 | 19 | | | | |
| 4.75- | | | | 63 | 43 | 38 | 34 | 22 | 17 | 12 | 1 | 230 | | | | |
| 3.75- | | | 66 | 437 | 145 | 104 | 144 | 74 | 25 | 15 | 1 | 1011 | | | | |
| 2.75- | | 36 | 1822 | 1523 | 664 | 479 | 293 | 70 | 16 | 1 | | 4904 | | | | |
| 1.75- | 4 | 3704 | 10250 | 3011 | 1221 | 519 | 138 | 24 | | | | 18871 | | | | |
| 0.75- | 25 | 2332 | 3177 | 942 | 321 | 45 | 8 | 1 | | | | 6851 | | | | |
| 0.00- | | | | | | | | | | | | 0 | | | | |
| TOTAL | 29 | 6072 | 15315 | 5976 | 2395 | 1190 | 617 | 191 | 65 | 33 | 4 | 31887 | | | | |
| MAX | 1.80 | 3.10 | 4.40 | 5.60 | 5.80 | 6.60 | 5.60 | 5.60 | 6.20 | 6.80 | 6.00 | | | | | |

DATE (MAX HEIGHT) 16h 23-FEB-86



1984-1988 Spring

| BUOY 51003 (19-12 N, 160-48 W) | | PERIOD (SEC) | | | | | | | | | | | | | MEAN OF WAVE HEIGHT 2.36 M MEAN OF WAVE PERIOD 6.25SEC | |
|-----------------------------------|------|--------------|------|------|------|------|------|------|------|------|------|-------|--|--|---|--|
| HEIGHT (M) | 0- | 5- | 6- | 7- | 8- | 9- | 10- | 11- | 12- | 13- | 14- | TOTAL | | | | |
| 14.75- | | | | | | | | | | | | 0 | | | | |
| 13.75- | | | | | | | | | | | | 0 | | | | |
| 12.75- | | | | | | | | | | | | 0 | | | | |
| 11.75- | | | | | | | | | | | | 0 | | | | |
| 10.75- | | | | | | | | | | | | 0 | | | | |
| 9.75- | | | | | | | | | | | | 0 | | | | |
| 8.75- | | | | | | | | | | | | 0 | | | | |
| 7.75- | | | | | | | | | | | | 0 | | | | |
| 6.75- | | | | | | | | | | | | 0 | | | | |
| 5.75- | | | | | | | | | | | | 0 | | | | |
| 4.75- | | | | 16 | 1 | | | | | | | 17 | | | | |
| 3.75- | | | 27 | 111 | 17 | 7 | | 6 | 8 | | | 176 | | | | |
| 2.75- | | 19 | 777 | 404 | 152 | 94 | 53 | 10 | | | | 1509 | | | | |
| 1.75- | | 1017 | 2687 | 525 | 216 | 74 | 16 | 3 | | | | 4538 | | | | |
| 0.75- | | 368 | 482 | 156 | 106 | 20 | 5 | 1 | | | | 1138 | | | | |
| 0.00- | | | | | | | | | | | | 0 | | | | |
| TOTAL | 0 | 1404 | 3973 | 1212 | 492 | 195 | 74 | 20 | 8 | 0 | 0 | 7378 | | | | |
| MAX | 0.00 | 3.00 | 4.40 | 5.60 | 4.90 | 4.60 | 3.70 | 4.40 | 4.40 | 0.00 | 0.00 | | | | | |

DATE (MAX HEIGHT) 22h 10-APR-86

1984-1988 Summer

| BUOY 51003 (19-12 N, 160-48 W) | | PERIOD (SEC) | | | | | | | | | | | | | MEAN OF WAVE HEIGHT 1.90 M MEAN OF WAVE PERIOD 5.73SEC | |
|-----------------------------------|------|--------------|------|------|------|------|------|------|------|------|------|-------|--|--|---|--|
| HEIGHT (M) | 0- | 5- | 6- | 7- | 8- | 9- | 10- | 11- | 12- | 13- | 14- | TOTAL | | | | |
| 14.75- | | | | | | | | | | | | 0 | | | | |
| 13.75- | | | | | | | | | | | | 0 | | | | |
| 12.75- | | | | | | | | | | | | 0 | | | | |
| 11.75- | | | | | | | | | | | | 0 | | | | |
| 10.75- | | | | | | | | | | | | 0 | | | | |
| 9.75- | | | | | | | | | | | | 0 | | | | |
| 8.75- | | | | | | | | | | | | 0 | | | | |
| 7.75- | | | | | | | | | | | | 0 | | | | |
| 6.75- | | | | | | | | | | | | 0 | | | | |
| 5.75- | | | | | | | | | | | | 0 | | | | |
| 4.75- | | | | | | | | | | | 1 | 1 | | | | |
| 3.75- | | | | | | | | | | 1 | 6 | 2 | | | | |
| 2.75- | | | | | | | | | | | | 9 | | | | |
| 1.75- | | 1 | 73 | 41 | 5 | 4 | 6 | | | | | 130 | | | | |
| 0.75- | | 1725 | 2934 | 279 | 31 | 5 | | | | | | 5034 | | | | |
| 0.00- | 7 | 1178 | 1440 | 191 | 21 | 2 | | | | | | 2839 | | | | |
| TOTAL | 7 | 2904 | 4507 | 511 | 57 | 12 | 12 | 3 | 0 | 0 | 0 | 8013 | | | | |
| MAX | 1.60 | 2.90 | 3.30 | 3.30 | 3.70 | 3.80 | 4.70 | 4.90 | 0.00 | 0.00 | 0.00 | | | | | |

DATE (MAX HEIGHT) 23h 23-JUL-86

1984-1988 Autumn

| BUOY 51003 (19-12 N, 160-48 W) | | PERIOD (SEC) | | | | | | | | | | | | | MEAN OF WAVE HEIGHT 2.12 M MEAN OF WAVE PERIOD 6.29SEC | |
|-----------------------------------|------|--------------|------|------|------|------|------|------|------|------|------|-------|--|--|---|--|
| HEIGHT (M) | 0- | 5- | 6- | 7- | 8- | 9- | 10- | 11- | 12- | 13- | 14- | TOTAL | | | | |
| 14.75- | | | | | | | | | | | | 0 | | | | |
| 13.75- | | | | | | | | | | | | 0 | | | | |
| 12.75- | | | | | | | | | | | | 0 | | | | |
| 11.75- | | | | | | | | | | | | 0 | | | | |
| 10.75- | | | | | | | | | | | | 0 | | | | |
| 9.75- | | | | | | | | | | | | 0 | | | | |
| 8.75- | | | | | | | | | | | | 0 | | | | |
| 7.75- | | | | | | | | | | | | 0 | | | | |
| 6.75- | | | | | | | | | | | | 0 | | | | |
| 5.75- | | | | | | | 2 | | | | | 2 | | | | |
| 4.75- | | | | | 2 | 6 | 2 | 1 | 3 | | | 14 | | | | |
| 3.75- | | | 19 | 39 | 38 | 19 | 23 | 16 | 3 | 2 | 1 | 160 | | | | |
| 2.75- | | 7 | 378 | 367 | 88 | 56 | 28 | 1 | 2 | 1 | | 928 | | | | |
| 1.75- | 3 | 705 | 2715 | 909 | 283 | 97 | 5 | 1 | | | | 4718 | | | | |
| 0.75- | 17 | 718 | 1072 | 460 | 142 | 5 | | | | | | 2414 | | | | |
| 0.00- | | | | | | | | | | | | 0 | | | | |
| TOTAL | 20 | 1430 | 4184 | 1775 | 553 | 185 | 58 | 19 | 8 | 3 | 1 | 8236 | | | | |
| MAX | 1.80 | 2.90 | 4.40 | 4.60 | 5.40 | 6.60 | 4.90 | 4.80 | 5.10 | 4.60 | 4.30 | | | | | |

DATE (MAX HEIGHT) 01h 05-NOV-88

1984-1988 Winter

| BUOY 51003 (19-12 N, 160-48 W) | | PERIOD (SEC) | | | | | | | | | | | | | MEAN OF WAVE HEIGHT 2.72 M MEAN OF WAVE PERIOD 7.25SEC | |
|-----------------------------------|------|--------------|------|------|------|------|------|------|------|------|------|-------|--|--|---|--|
| HEIGHT (M) | 0- | 5- | 6- | 7- | 8- | 9- | 10- | 11- | 12- | 13- | 14- | TOTAL | | | | |
| 14.75- | | | | | | | | | | | | 0 | | | | |
| 13.75- | | | | | | | | | | | | 0 | | | | |
| 12.75- | | | | | | | | | | | | 0 | | | | |
| 11.75- | | | | | | | | | | | | 0 | | | | |
| 10.75- | | | | | | | | | | | | 0 | | | | |
| 9.75- | | | | | | | | | | | | 0 | | | | |
| 8.75- | | | | | | | | | | | | 0 | | | | |
| 7.75- | | | | | | | | | | | | 0 | | | | |
| 6.75- | | | | | | | | | | | | 0 | | | | |
| 5.75- | | | | | | | | | | | 1 | 1 | | | | |
| 4.75- | | | | | | | | | | | | 17 | | | | |
| 3.75- | | | | | | | | | | | | 198 | | | | |
| 2.75- | | | | | | | | | | | | 666 | | | | |
| 1.75- | | | | | | | | | | | | 2337 | | | | |
| 0.75- | | | | | | | | | | | | 4581 | | | | |
| 0.00- | | | | | | | | | | | | 460 | | | | |
| TOTAL | 2 | 334 | 2651 | 2478 | 1293 | 798 | 473 | 149 | 49 | 30 | 3 | 8260 | | | | |
| MAX | 1.80 | 3.10 | 4.20 | 5.40 | 5.80 | 6.10 | 5.60 | 5.60 | 6.20 | 6.80 | 6.00 | | | | | |

DATE (MAX HEIGHT) 16h 23-FEB-86

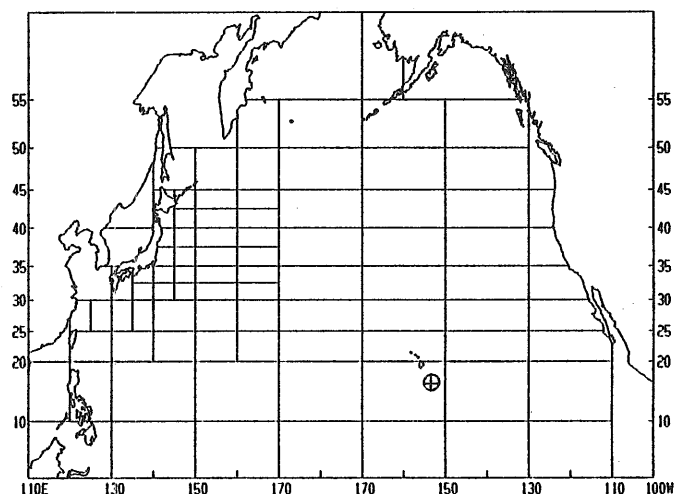
1984-1988 All seasons

BUOY 51004
(17-30 N, 152-36 W)

MEAN OF WAVE HEIGHT 2.36 M
MEAN OF WAVE PERIOD 6.09SEC

| HEIGHT (M) | 0- | 5- | 6- | 7- | 8- | 9- | 10- | 11- | 12- | 13- | 14- | TOTAL |
|------------|------|------|-------|------|------|------|-------|------|------|------|------|-------|
| 14.75- | | | | | | | | | | | | 0 |
| 13.75- | | | | | | | | | | | | 0 |
| 12.75- | | | | | | | | | | | | 0 |
| 11.75- | | | | | | | | | | | | 0 |
| 10.75- | | | | | | | | | | | | 0 |
| 9.75- | | | | | | | 1 | 1 | | | | 2 |
| 8.75- | | | | | | | 1 | | | | | 1 |
| 7.75- | | | | | | 1 | 1 | | | | | 2 |
| 6.75- | | | | | | 1 | 1 | 1 | 2 | 1 | | 6 |
| 5.75- | | | | 1 | 1 | 1 | 1 | 4 | 3 | | 2 | 13 |
| 4.75- | | | | 61 | 27 | 7 | 13 | 13 | 3 | 5 | 2 | 131 |
| 3.75- | | | | 87 | 333 | 91 | 49 | 46 | 15 | 2 | 4 | 627 |
| 2.75- | | | | 76 | 2512 | 1062 | 380 | 194 | 34 | 27 | 5 | 4290 |
| 1.75- | 2 | 5699 | 8230 | 1712 | 773 | 274 | 109 | 16 | | | | 16915 |
| 0.75- | 25 | 1303 | 1251 | 393 | 128 | 27 | | | | | | 3127 |
| 0.00- | | | | | | | | | | | | 0 |
| TOTAL | 27 | 7078 | 12080 | 3562 | 1402 | 556 | 205 | 75 | 15 | 10 | 4 | 25014 |
| MAX | 1.80 | 3.10 | 4.50 | 5.80 | 7.80 | 9.80 | 10.60 | 6.70 | 7.10 | 7.60 | 6.60 | |

DATE (MAX HEIGHT) 23h 22-JUL-86



1984-1988 Spring

BUOY 51004
(17-30 N, 152-36 W)

MEAN OF WAVE HEIGHT 2.57 M
MEAN OF WAVE PERIOD 6.33SEC

| HEIGHT (M) | 0- | 5- | 6- | 7- | 8- | 9- | 10- | 11- | 12- | 13- | 14- | TOTAL |
|------------|------|------|------|------|------|------|------|------|------|------|------|-------|
| 14.75- | | | | | | | | | | | | 0 |
| 13.75- | | | | | | | | | | | | 0 |
| 12.75- | | | | | | | | | | | | 0 |
| 11.75- | | | | | | | | | | | | 0 |
| 10.75- | | | | | | | | | | | | 0 |
| 9.75- | | | | | | | | | | | | 0 |
| 8.75- | | | | | | | | | | | | 0 |
| 7.75- | | | | | | | | | | | | 0 |
| 6.75- | | | | | | | | | | | | 0 |
| 5.75- | | | | | | | | | | | | 0 |
| 4.75- | | | | 11 | 3 | | | | | | | 14 |
| 3.75- | | | | 42 | 164 | 7 | 4 | 4 | 1 | | | 222 |
| 2.75- | | | | 16 | 1183 | 343 | 63 | 37 | 8 | 1 | | 1651 |
| 1.75- | | | | 646 | 1446 | 433 | 265 | 91 | 26 | 1 | | 2908 |
| 0.75- | | | | 75 | 179 | 144 | 54 | 7 | | | | 459 |
| 0.00- | | | | | | | | | | | | 0 |
| TOTAL | 0 | 737 | 2850 | 1095 | 392 | 139 | 38 | 3 | 0 | 0 | 0 | 5254 |
| MAX | 0.00 | 3.10 | 4.20 | 5.50 | 5.60 | 4.20 | 4.70 | 4.00 | 0.00 | 0.00 | 0.00 | |

DATE (MAX HEIGHT) 21h 07-MAR-85

1984-1988 Summer

BUOY 51004
(17-30 N, 152-36 W)

MEAN OF WAVE HEIGHT 2.14 M
MEAN OF WAVE PERIOD 5.56SEC

| HEIGHT (M) | 0- | 5- | 6- | 7- | 8- | 9- | 10- | 11- | 12- | 13- | 14- | TOTAL |
|------------|------|------|------|------|------|------|-------|------|------|------|------|-------|
| 14.75- | | | | | | | | | | | | 0 |
| 13.75- | | | | | | | | | | | | 0 |
| 12.75- | | | | | | | | | | | | 0 |
| 11.75- | | | | | | | | | | | | 0 |
| 10.75- | | | | | | | | | | | | 0 |
| 9.75- | | | | | | 1 | 1 | | | | | 2 |
| 8.75- | | | | | | 1 | | | | | | 1 |
| 7.75- | | | | | | 1 | 1 | | | | | 2 |
| 6.75- | | | | | | 1 | 1 | 1 | | | | 3 |
| 5.75- | | | | | | 1 | 1 | 1 | | | | 3 |
| 4.75- | | | | | | 2 | 1 | 1 | | | | 4 |
| 3.75- | | | | | | 11 | 18 | 3 | | | | 32 |
| 2.75- | | | | | | 17 | 237 | 44 | | | | 298 |
| 1.75- | | | | | | 1 | 3004 | 3139 | 178 | 3 | | 6325 |
| 0.75- | | | | | | 22 | 595 | 351 | 27 | | | 995 |
| 0.00- | | | | | | | | | | | | 0 |
| TOTAL | 23 | 3516 | 3738 | 270 | 9 | 6 | 3 | 0 | 0 | 0 | 0 | 7665 |
| MAX | 1.80 | 3.10 | 4.50 | 5.80 | 7.80 | 9.80 | 10.60 | 0.00 | 0.00 | 0.00 | 0.00 | |

DATE (MAX HEIGHT) 23h 22-JUL-86

1984-1988 Autumn

BUOY 51004
(17-30 N, 152-36 W)

MEAN OF WAVE HEIGHT 2.21 M
MEAN OF WAVE PERIOD 5.97SEC

| HEIGHT (M) | 0- | 5- | 6- | 7- | 8- | 9- | 10- | 11- | 12- | 13- | 14- | TOTAL |
|------------|------|------|------|------|------|------|------|------|------|------|------|-------|
| 14.75- | | | | | | | | | | | | 0 |
| 13.75- | | | | | | | | | | | | 0 |
| 12.75- | | | | | | | | | | | | 0 |
| 11.75- | | | | | | | | | | | | 0 |
| 10.75- | | | | | | | | | | | | 0 |
| 9.75- | | | | | | | | | | | | 0 |
| 8.75- | | | | | | | | | | | | 0 |
| 7.75- | | | | | | | | | | | | 0 |
| 6.75- | | | | | | | | | | | | 0 |
| 5.75- | | | | | | | | | | | | 0 |
| 4.75- | | | | | | 1 | 4 | | | | | 5 |
| 3.75- | | | | | | 13 | 64 | 14 | 4 | 3 | | 98 |
| 2.75- | | | | | | 28 | 476 | 180 | 99 | 72 | 6 | 867 |
| 1.75- | | | | | | 1 | 1782 | 2188 | 486 | 189 | 69 | 4727 |
| 0.75- | | | | | | 1 | 590 | 621 | 133 | 51 | 20 | 1416 |
| 0.00- | | | | | | | | | | | | 0 |
| TOTAL | 2 | 2400 | 3298 | 864 | 357 | 165 | 20 | 7 | 0 | 0 | 0 | 7113 |
| MAX | 1.80 | 3.10 | 4.20 | 4.80 | 5.00 | 4.40 | 4.20 | 3.50 | 0.00 | 0.00 | 0.00 | |

DATE (MAX HEIGHT) 14h 20-NOV-84

1984-1988 Winter

BUOY 51004
(17-30 N, 152-36 W)

MEAN OF WAVE HEIGHT 2.70 M
MEAN OF WAVE PERIOD 6.83SEC

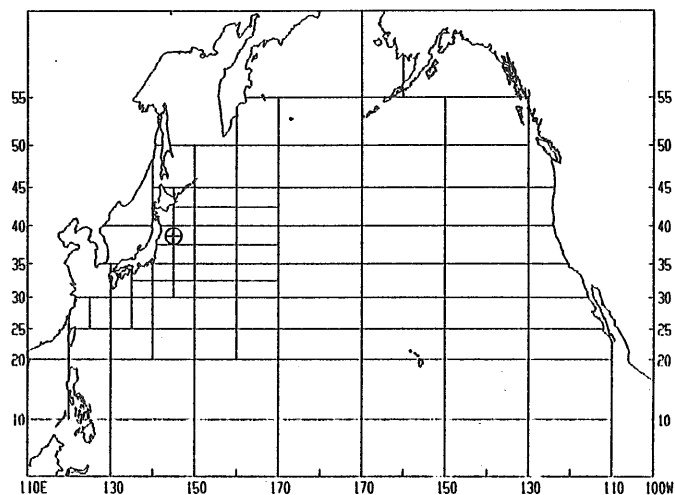
| HEIGHT (M) | 0- | 5- | 6- | 7- | 8- | 9- | 10- | 11- | 12- | 13- | 14- | TOTAL |
|------------|------|------|------|------|------|------|------|------|------|------|------|-------|
| 14.75- | | | | | | | | | | | | 0 |
| 13.75- | | | | | | | | | | | | 0 |
| 12.75- | | | | | | | | | | | | 0 |
| 11.75- | | | | | | | | | | | | 0 |
| 10.75- | | | | | | | | | | | | 0 |
| 9.75- | | | | | | | | | | | | 0 |
| 8.75- | | | | | | | | | | | | 0 |
| 7.75- | | | | | | | | | | | | 0 |
| 6.75- | | | | | | | | | | 2 | 1 | 3 |
| 5.75- | | | | | | | 1 | | 4 | 3 | 2 | 10 |
| 4.75- | | | | | | | 47 | 19 | 6 | 13 | 13 | 108 |
| 3.75- | | | | | | | 21 | 87 | 67 | 41 | 39 | 275 |
| 2.75- | | | | | | | 15 | 616 | 495 | 218 | 85 | 1474 |
| 1.75- | | | | | | | 267 | 1457 | 615 | 316 | 114 | 2855 |
| 0.75- | | | | | | | 2 | 43 | 100 | 89 | 23 | 257 |
| 0.00- | | | | | | | | | | | | 0 |
| TOTAL | 2 | 325 | 2194 | 1333 | 644 | 246 | 144 | 65 | 15 | 10 | 4 | 4982 |
| MAX | 1.60 | 3.10 | 4.40 | 5.50 | 6.30 | 5.10 | 5.40 | 6.70 | 7.10 | 7.60 | 6.60 | |

DATE (MAX HEIGHT) 09h 14-FEB-86

1978-1987 All seasons

| BUOY 21001 (38-30 N, 145-30 E) | | PERIOD (SEC) | | | | | | | | | | | | MEAN OF WAVE HEIGHT MEAN OF WAVE PERIOD | | 2.03 M 8.62SEC |
|-----------------------------------|------|--------------|------|-------|------|------|-------|------|-------|------|-------|-------|--|--|--|-------------------|
| HEIGHT (M) | 0- | 5- | 6- | 7- | 8- | 9- | 10- | 11- | 12- | 13- | 14- | TOTAL | | | | |
| 14.75- | | | | 1 | | | | | | | | 1 | | | | |
| 13.75- | | | | | | | | | | | | 0 | | | | |
| 12.75- | | | | | | | | | | | | 0 | | | | |
| 11.75- | | | | 1 | | | | | | | | 1 | | | | |
| 10.75- | | | | | | | 1 | | 1 | | 1 | 3 | | | | |
| 9.75- | | | | | | | | 1 | 1 | | | 2 | | | | |
| 8.75- | | | | | 1 | | | 3 | 2 | | | 6 | | | | |
| 7.75- | | | | | | 7 | 5 | 3 | 1 | 2 | | 18 | | | | |
| 6.75- | | | | | | 5 | 8 | 20 | 4 | | 1 | 38 | | | | |
| 5.75- | 1 | | | 8 | 29 | 49 | 33 | 9 | 4 | | | 133 | | | | |
| 4.75- | | | 1 | 24 | 76 | 81 | 33 | 13 | 2 | 1 | | 231 | | | | |
| 3.75- | 3 | | 9 | 105 | 242 | 147 | 77 | 24 | 8 | 2 | | 617 | | | | |
| 2.75- | 1 | | 44 | 375 | 505 | 290 | 128 | 49 | 26 | 7 | 2 | 1427 | | | | |
| 1.75- | 6 | 13 | 275 | 917 | 1164 | 643 | 371 | 170 | 67 | 7 | 6 | 3719 | | | | |
| 0.75- | 8 | 23 | 328 | 1042 | 1229 | 964 | 740 | 414 | 256 | 130 | 122 | 5276 | | | | |
| 0.00- | 40 | 2 | 9 | 47 | 109 | 66 | 80 | 48 | 54 | 39 | 129 | 623 | | | | |
| TOTAL | 59 | 38 | 666 | 2600 | 3361 | 2265 | 1492 | 757 | 409 | 109 | 259 | 12095 | | | | |
| MAX | 6.56 | 2.72 | 4.96 | 26.88 | 9.12 | 8.48 | 11.68 | 9.76 | 11.36 | 8.64 | 11.36 | | | | | |

DATE (MAX HEIGHT) 18h 26-MAY-83



1978-1987 Spring

| BUOY 21001 (38-30 N, 145-30 E) | | PERIOD (SEC) | | | | | | | | | | | | | | MEAN OF WAVE HEIGHT 1.96 M MEAN OF WAVE PERIOD 8.35SEC | |
|-----------------------------------|------|--------------|------|-------|------|------|------|------|------|------|------|-------|--|--|--|---|--|
| HEIGHT (M) | 0- | 5- | 6- | 7- | 8- | 9- | 10- | 11- | 12- | 13- | 14- | TOTAL | | | | | |
| 14.75- | | | | 1 | | | | | | | | 1 | | | | | |
| 13.75- | | | | | | | | | | | | 0 | | | | | |
| 12.75- | | | | | | | | | | | | 0 | | | | | |
| 11.75- | | | | 1 | | | | | | | | 1 | | | | | |
| 10.75- | | | | | | | | | | | | 0 | | | | | |
| 9.75- | | | | | | | | | | | | 0 | | | | | |
| 8.75- | | | | | | | | | | | | 0 | | | | | |
| 7.75- | | | | | | | 1 | 2 | | | | 3 | | | | | |
| 6.75- | | | | | 2 | 3 | 4 | | | 1 | | 10 | | | | | |
| 5.75- | | | | 2 | 7 | 5 | 9 | 3 | 1 | | | 27 | | | | | |
| 4.75- | | | | 5 | 13 | 10 | 8 | 4 | 1 | | | 41 | | | | | |
| 3.75- | | | 1 | 25 | 45 | 22 | 16 | 6 | 4 | | | 119 | | | | | |
| 2.75- | | | 6 | 73 | 103 | 79 | 25 | 8 | 1 | | | 295 | | | | | |
| 1.75- | 1 | 1 | 70 | 241 | 281 | 158 | 78 | 32 | 8 | | | 870 | | | | | |
| 0.75- | 3 | 10 | 100 | 285 | 343 | 243 | 162 | 57 | 43 | 9 | 11 | 1266 | | | | | |
| 0.00- | 4 | 1 | 4 | 14 | 49 | 24 | 17 | 8 | 10 | 11 | 13 | 155 | | | | | |
| TOTAL | 8 | 12 | 181 | 647 | 843 | 545 | 321 | 118 | 68 | 21 | 24 | 2788 | | | | | |
| MAX | 1.76 | 1.80 | 3.84 | 26.88 | 7.36 | 7.84 | 8.48 | 6.30 | 5.90 | 7.20 | 1.12 | | | | | | |

DATE (MAX HEIGHT) 18h 26-MAY-83

1978-1987 Summer

| BUOY 21001 (38-30 N, 145-30 E) | | PERIOD (SEC) | | | | | | | | | | | | | | MEAN OF WAVE HEIGHT 1.42 M MEAN OF WAVE PERIOD 9.92SEC | |
|-----------------------------------|------|--------------|------|------|------|------|------|------|------|------|------|-------|--|--|--|---|--|
| HEIGHT (M) | 0- | 5- | 6- | 7- | 8- | 9- | 10- | 11- | 12- | 13- | 14- | TOTAL | | | | | |
| 14.75- | | | | | | | | | | | | 0 | | | | | |
| 13.75- | | | | | | | | | | | | 0 | | | | | |
| 12.75- | | | | | | | | | | | | 0 | | | | | |
| 11.75- | | | | | | | | | | | | 0 | | | | | |
| 10.75- | | | | | | | | | | | | 0 | | | | | |
| 9.75- | | | | | | | | | | | | 0 | | | | | |
| 8.75- | | | | | | | | | | | | 0 | | | | | |
| 7.75- | | | | | | | | | 1 | | 1 | 2 | | | | | |
| 6.75- | | | | | | | | | | | | 0 | | | | | |
| 5.75- | | | | | | 1 | | | | | | 1 | | | | | |
| 4.75- | | | | | | | 1 | 1 | 2 | 2 | | 6 | | | | | |
| 3.75- | | | | | 1 | 10 | 8 | 1 | | | | 20 | | | | | |
| 2.75- | | | | 2 | 17 | 30 | 20 | 8 | 8 | 1 | | 86 | | | | | |
| 1.75- | | 1 | 16 | 92 | 124 | 87 | 82 | 46 | 16 | 3 | 2 | 469 | | | | | |
| 0.75- | | 2 | 16 | 96 | 205 | 235 | 263 | 204 | 143 | 91 | 82 | 1337 | | | | | |
| 0.00- | 31 | 1 | 1 | | 4 | 9 | 21 | 17 | 24 | 19 | 98 | 225 | | | | | |
| TOTAL | 31 | 4 | 35 | 206 | 374 | 361 | 377 | 278 | 184 | 114 | 182 | 2146 | | | | | |
| MAX | 0.00 | 1.76 | 2.88 | 4.00 | 5.28 | 6.24 | 5.60 | 8.32 | 3.20 | 8.64 | 2.24 | | | | | | |

DATE (MAX HEIGHT) 03h 01-JUL-85

1978-1987 Autumn

| BOUY 21001 (38-30 N, 145-30 E) | | PERIOD (SEC) | | | | | | | | | | | | | | MEAN OF WAVE HEIGHT 2.02 M MEAN OF WAVE PERIOD 8.59SEC | |
|-----------------------------------|------|--------------|------|------|------|------|-------|------|------|------|-------|-------|--|--|--|---|--|
| HEIGHT (M) | 0- | 5- | 6- | 7- | 8- | 9- | 10- | 11- | 12- | 13- | 14- | TOTAL | | | | | |
| 14.75- | | | | | | | | | | | | 0 | | | | | |
| 13.75- | | | | | | | | | | | | 0 | | | | | |
| 12.75- | | | | | | | | | | | | 0 | | | | | |
| 11.75- | | | | | | | | | | | | 0 | | | | | |
| 10.75- | | | | | | | 1 | | | | 1 | 2 | | | | | |
| 9.75- | | | | | | | 1 | | | | | 1 | | | | | |
| 8.75- | | | | | 1 | | 1 | | | | | 2 | | | | | |
| 7.75- | | | | | | 3 | | | | 1 | | 4 | | | | | |
| 6.75- | | | | | | | 5 | 1 | | | | 6 | | | | | |
| 5.75- | | | | 3 | 4 | 15 | 13 | 3 | 1 | | | 39 | | | | | |
| 4.75- | | | | 4 | 13 | 28 | 7 | 3 | | 1 | | 56 | | | | | |
| 3.75- | 1 | | 4 | 29 | 85 | 59 | 25 | 11 | 2 | 2 | | 218 | | | | | |
| 2.75- | 1 | | 18 | 117 | 164 | 104 | 65 | 23 | 15 | 6 | 1 | 514 | | | | | |
| 1.75- | 2 | 4 | 90 | 351 | 470 | 278 | 169 | 71 | 20 | 3 | 2 | 1460 | | | | | |
| 0.75- | 2 | 5 | 97 | 378 | 467 | 384 | 265 | 152 | 67 | 29 | 28 | 1874 | | | | | |
| 0.00- | 5 | | 1 | 21 | 32 | 25 | 30 | 18 | 19 | 8 | 18 | 177 | | | | | |
| TOTAL | 11 | 9 | 210 | 903 | 1236 | 896 | 582 | 282 | 124 | 50 | 50 | 4353 | | | | | |
| MAX | 4.00 | 2.72 | 4.64 | 6.24 | 9.12 | 8.32 | 11.68 | 7.52 | 6.72 | 7.84 | 11.36 | | | | | | |

DATE (MAX HEIGHT) 12h 08-OCT-86

1978-1987 Winter

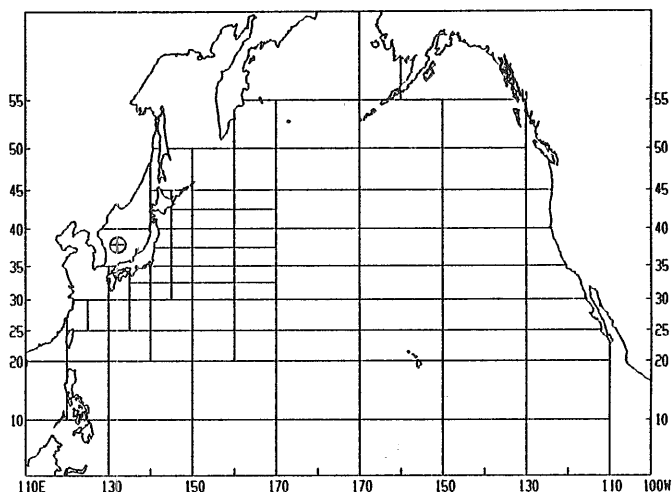
| BUOY 21001 (38-30 N, 145-30 E) | | PERIOD (SEC) | | | | | | | | | | | | | | MEAN OF WAVE HEIGHT 2.58 M MEAN OF WAVE PERIOD 7.95SEC | |
|-----------------------------------|------|--------------|------|------|------|------|------|------|-------|------|------|-------|--|--|--|---|--|
| HEIGHT (M) | 0- | 5- | 6- | 7- | 8- | 9- | 10- | 11- | 12- | 13- | 14- | TOTAL | | | | | |
| 14.75- | | | | | | | | | | | | 0 | | | | | |
| 13.75- | | | | | | | | | | | | 0 | | | | | |
| 12.75- | | | | | | | | | | | | 0 | | | | | |
| 11.75- | | | | | | | | | | | | 0 | | | | | |
| 10.75- | | | | | | | | | | 1 | | 1 | | | | | |
| 9.75- | | | | | | | | | 1 | | | 1 | | | | | |
| 8.75- | | | | | | | | 2 | 2 | | | 4 | | | | | |
| 7.75- | | | | | | | 3 | 3 | 2 | 1 | | 9 | | | | | |
| 6.75- | | | | | 3 | 5 | 11 | 3 | | | | 22 | | | | | |
| 5.75- | 1 | | | 3 | 18 | 28 | 11 | 3 | 2 | | | 66 | | | | | |
| 4.75- | | | 1 | 15 | 49 | 42 | 16 | 4 | 1 | | | 128 | | | | | |
| 3.75- | 2 | | 4 | 50 | 102 | 58 | 35 | 7 | 2 | | | 260 | | | | | |
| 2.75- | | | 18 | 168 | 208 | 87 | 30 | 10 | 9 | 1 | 1 | 532 | | | | | |
| 1.75- | 3 | 7 | 99 | 313 | 290 | 130 | 42 | 21 | 13 | 1 | 1 | 920 | | | | | |
| 0.75- | 3 | 6 | 115 | 283 | 214 | 102 | 50 | 21 | 3 | 1 | 1 | 799 | | | | | |
| 0.00- | | | 3 | 12 | 24 | 8 | 12 | 5 | 1 | 1 | | 66 | | | | | |
| TOTAL | 9 | 13 | 240 | 844 | 908 | 463 | 212 | 79 | 33 | 4 | 3 | 2808 | | | | | |
| MAX | 6.56 | 2.72 | 4.96 | 6.72 | 7.52 | 8.48 | 8.96 | 9.76 | 11.36 | 3.36 | 3.36 | | | | | | |

DATE (MAX HEIGHT) 06h 18-FEB-83

1981-1987 All seasons

| BUOY 21002 (37-45 N, 134-23 E) | | PERIOD (SEC) | | | | | | | | | | | MEAN OF WAVE HEIGHT MEAN OF WAVE PERIOD | | 1.61 M 8.48SEC |
|-----------------------------------|------|--------------|------|------|------|------|------|------|-------|------|-------|-------|--|--|-------------------|
| HEIGHT (M) | 0- | 5- | 6- | 7- | 8- | 9- | 10- | 11- | 12- | 13- | 14- | TOTAL | | | |
| 14.75- | | | | | | | | | | | | 0 | | | |
| 13.75- | | | | | | | | | | | | 0 | | | |
| 12.75- | | | | | | | | | | | | 0 | | | |
| 11.75- | | | | | | | | | | | 1 | 1 | | | |
| 10.75- | | | | | | | | | | | | 0 | | | |
| 9.75- | | | | | | | | | 1 | | | 1 | | | |
| 8.75- | | | | | | | | | | | | 0 | | | |
| 7.75- | 1 | | | | | | 2 | | | | | 3 | | | |
| 6.75- | 1 | | | | | 3 | 4 | 3 | 1 | | 3 | 15 | | | |
| 5.75- | 4 | | | | 6 | 16 | 15 | 6 | 7 | 1 | 5 | 60 | | | |
| 4.75- | 11 | | | 3 | 27 | 55 | 35 | 19 | 12 | 9 | 6 | 177 | | | |
| 3.75- | 18 | 1 | 4 | 47 | 179 | 144 | 76 | 37 | 17 | 10 | 12 | 545 | | | |
| 2.75- | 46 | 3 | 26 | 236 | 384 | 278 | 104 | 41 | 22 | 12 | 14 | 1166 | | | |
| 1.75- | 77 | 5 | 175 | 747 | 889 | 590 | 286 | 158 | 86 | 52 | 78 | 3143 | | | |
| 0.75- | 316 | 22 | 185 | 748 | 1097 | 1149 | 709 | 317 | 219 | 135 | 389 | 5286 | | | |
| 0.00- | 1212 | 9 | 3 | 9 | 42 | 112 | 222 | 240 | 243 | 214 | 704 | 3010 | | | |
| TOTAL | 1686 | 40 | 393 | 1790 | 2624 | 2347 | 1453 | 821 | 608 | 433 | 1212 | 13407 | | | |
| MAX | 8.16 | 4.70 | 4.32 | 4.96 | 6.56 | 7.68 | 8.48 | 7.52 | 10.56 | 6.56 | 11.84 | | | | |

DATE (MAX HEIGHT) 00h 16-FEB-83



1981-1987 Spring

| BUOY 21002 (37-45 N, 134-23 E) | | PERIOD (SEC) | | | | | | | | | | | MEAN OF WAVE HEIGHT MEAN OF WAVE PERIOD | | 1.32 M 8.98SEC |
|-----------------------------------|------|--------------|------|------|------|------|------|------|------|------|------|-------|--|--|-------------------|
| HEIGHT (M) | 0- | 5- | 6- | 7- | 8- | 9- | 10- | 11- | 12- | 13- | 14- | TOTAL | | | |
| 14.75- | | | | | | | | | | | | | 0 | | |
| 13.75- | | | | | | | | | | | | | 0 | | |
| 12.75- | | | | | | | | | | | | | 0 | | |
| 11.75- | | | | | | | | | | | | | 0 | | |
| 10.75- | | | | | | | | | | | | | 0 | | |
| 9.75- | | | | | | | | | | | | | 0 | | |
| 8.75- | | | | | | | | | | | | | 0 | | |
| 7.75- | 1 | | | | | | | | | | | | 1 | | |
| 6.75- | | | | | | | 2 | 1 | 1 | | | | 4 | | |
| 5.75- | | | | | | 4 | 3 | | 1 | | 1 | | 9 | | |
| 4.75- | 4 | | | | 1 | 2 | 3 | 4 | 2 | 3 | 2 | | 21 | | |
| 3.75- | 4 | | | 3 | 10 | 7 | 8 | 10 | 2 | 3 | 7 | | 54 | | |
| 2.75- | 12 | | 2 | 25 | 29 | 36 | 16 | 8 | 3 | 1 | 8 | | 140 | | |
| 1.75- | 5 | 2 | 28 | 105 | 107 | 86 | 89 | 60 | 45 | 27 | 48 | | 602 | | |
| 0.75- | 2 | 5 | 66 | 186 | 252 | 221 | 124 | 72 | 47 | 34 | 207 | | 1216 | | |
| 0.00- | 382 | | | 6 | 14 | 38 | 90 | 84 | 83 | 64 | 175 | | 936 | | |
| TOTAL | 410 | 7 | 96 | 325 | 413 | 394 | 335 | 239 | 184 | 132 | 448 | | 2983 | | |
| MAX | 8.16 | 1.76 | 3.20 | 4.00 | 5.28 | 6.72 | 7.68 | 7.52 | 7.52 | 5.44 | 6.40 | | | | |

DATE (MAX HEIGHT) 12h 08-APR-84

1981-1987 Summer

| BUOY 21002 (37-45 N, 134-23 E) | | PERIOD (SEC) | | | | | | | | | | | MEAN OF WAVE HEIGHT MEAN OF WAVE PERIOD | | 0.88 M 8.74SEC |
|-----------------------------------|------|--------------|------|------|------|------|------|------|-------|------|------|-------|--|--|-------------------|
| HEIGHT (M) | 0- | 5- | 6- | 7- | 8- | 9- | 10- | 11- | 12- | 13- | 14- | TOTAL | | | |
| 14.75- | | | | | | | | | | | | 0 | | | |
| 13.75- | | | | | | | | | | | | 0 | | | |
| 12.75- | | | | | | | | | | | | 0 | | | |
| 11.75- | | | | | | | | | | | | 0 | | | |
| 10.75- | | | | | | | | | | | | 0 | | | |
| 9.75- | | | | | | | | | | 1 | | 1 | | | |
| 8.75- | | | | | | | | | | | | 0 | | | |
| 7.75- | | | | | | | | | | | | 0 | | | |
| 6.75- | | | | | | 1 | | | | | | 1 | | | |
| 5.75- | | | | | 1 | 3 | 2 | | | | | 6 | | | |
| 4.75- | | | | | | 1 | 6 | 2 | 2 | | | 11 | | | |
| 3.75- | | | | 4 | 3 | 6 | | | | | | 13 | | | |
| 2.75- | | | 1 | 1 | 4 | 4 | 8 | 2 | | | 1 | 21 | | | |
| 1.75- | | | 4 | 23 | 38 | 46 | 25 | 18 | 12 | 7 | 12 | 185 | | | |
| 0.75- | 2 | | 12 | 57 | 131 | 126 | 131 | 75 | 74 | 37 | 98 | 743 | | | |
| 0.00- | 485 | | | 1 | 3 | 21 | 47 | 60 | 70 | 79 | 269 | 1035 | | | |
| TOTAL | 487 | 0 | 17 | 86 | 180 | 208 | 219 | 157 | 153 | 123 | 300 | 2016 | | | |
| MAX | 1.12 | 0.00 | 2.88 | 4.48 | 6.08 | 7.20 | 6.40 | 4.96 | 10.56 | 2.08 | 2.88 | | | | |

DATE (MAX HEIGHT) 06h 31-AUG-87

1981-1987 Autumn

| | | | | | | | | | | | | | | |
|-----------------------------------|------|--------------|------|------|------|------|------|------|------|------|------|-------|---|--|
| BUOY 21002 (37-45 N, 134-23 E) | | PERIOD (SEC) | | | | | | | | | | | MEAN OF WAVE HEIGHT 1.53 M MEAN OF WAVE PERIOD 8.51SEC | |
| HEIGHT (M) | 0- | 5- | 6- | 7- | 8- | 9- | 10- | 11- | 12- | 13- | 14- | TOTAL | | |
| 14.75- | | | | | | | | | | | | 0 | | |
| 13.75- | | | | | | | | | | | | 0 | | |
| 12.75- | | | | | | | | | | | | 0 | | |
| 11.75- | | | | | | | | | | | | 0 | | |
| 10.75- | | | | | | | | | | | | 0 | | |
| 9.75- | | | | | | | | | | | | 0 | | |
| 8.75- | | | | | | | | | | | | 0 | | |
| 7.75- | | | | | | | 1 | | | | | 1 | | |
| 6.75- | | | | | | | | | | | | 0 | | |
| 5.75- | | | | | 2 | 2 | 7 | 2 | 3 | | | 16 | | |
| 4.75- | | | | 2 | 7 | 16 | 5 | 3 | | | | 33 | | |
| 3.75- | 3 | | 1 | 9 | 57 | 35 | 25 | 4 | 2 | 2 | | 138 | | |
| 2.75- | 4 | | 8 | 62 | 108 | 84 | 29 | 9 | 4 | 1 | | 309 | | |
| 1.75- | 23 | | 63 | 265 | 298 | 200 | 76 | 39 | 14 | 4 | 10 | 992 | | |
| 0.75- | 84 | 3 | 53 | 264 | 425 | 482 | 293 | 133 | 63 | 45 | 70 | 1915 | | |
| 0.00- | 309 | 7 | 2 | 2 | 14 | 38 | 57 | 76 | 81 | 61 | 236 | 883 | | |
| TOTAL | 423 | 10 | 127 | 604 | 911 | 857 | 493 | 266 | 167 | 113 | 316 | 4287 | | |
| MAX | 4.40 | 1.44 | 3.84 | 4.96 | 6.08 | 5.92 | 8.48 | 6.24 | 6.56 | 4.00 | 2.56 | | | |

DATE (MAX HEIGHT) 03h 24-NOV-82

1981-1987 Winter

| BUOY 21002 (37-45 N, 134-23 E) | | PERIOD (SEC) | | | | | | | | | | | MEAN OF WAVE HEIGHT MEAN OF WAVE PERIOD | | 2.26 M 7.95SEC |
|-----------------------------------|------|--------------|------|------|------|------|------|------|------|------|-------|-------|--|--|-------------------|
| HEIGHT (M) | 0- | 5- | 6- | 7- | 8- | 9- | 10- | 11- | 12- | 13- | 14- | TOTAL | | | |
| 14.75- | | | | | | | | | | | | 0 | | | |
| 13.75- | | | | | | | | | | | | 0 | | | |
| 12.75- | | | | | | | | | | | | 0 | | | |
| 11.75- | | | | | | | | | | | 1 | 1 | | | |
| 10.75- | | | | | | | | | | | | 0 | | | |
| 9.75- | | | | | | | | | | | | 0 | | | |
| 8.75- | | | | | | | | | | | | 0 | | | |
| 7.75- | | | | | | | 1 | | | | | 1 | | | |
| 6.75- | 1 | | | | | 2 | 2 | 2 | | | 3 | 10 | | | |
| 5.75- | 4 | | | | 3 | 7 | 3 | 4 | 3 | 1 | 4 | 29 | | | |
| 4.75- | 7 | | | 1 | 19 | 36 | 21 | 10 | 8 | 6 | 4 | 112 | | | |
| 3.75- | 11 | 1 | 3 | 31 | 109 | 96 | 43 | 23 | 13 | 5 | 5 | 340 | | | |
| 2.75- | 30 | 3 | 15 | 148 | 243 | 154 | 51 | 22 | 15 | 10 | 5 | 696 | | | |
| 1.75- | 49 | 3 | 80 | 354 | 446 | 258 | 96 | 41 | 15 | 14 | 8 | 1364 | | | |
| 0.75- | 228 | 14 | 54 | 241 | 289 | 320 | 161 | 37 | 35 | 19 | 14 | 1412 | | | |
| 0.00- | 36 | 2 | 1 | | 11 | 15 | 28 | 20 | 9 | 10 | 24 | 156 | | | |
| TOTAL | 366 | 23 | 153 | 775 | 1120 | 888 | 406 | 159 | 98 | 65 | 68 | 4121 | | | |
| MAX | 7.04 | 4.70 | 4.32 | 4.96 | 6.56 | 7.68 | 8.32 | 7.20 | 6.56 | 6.56 | 11.84 | | | | |

DATE (MAX HEIGHT) 00h 16-FEB-83

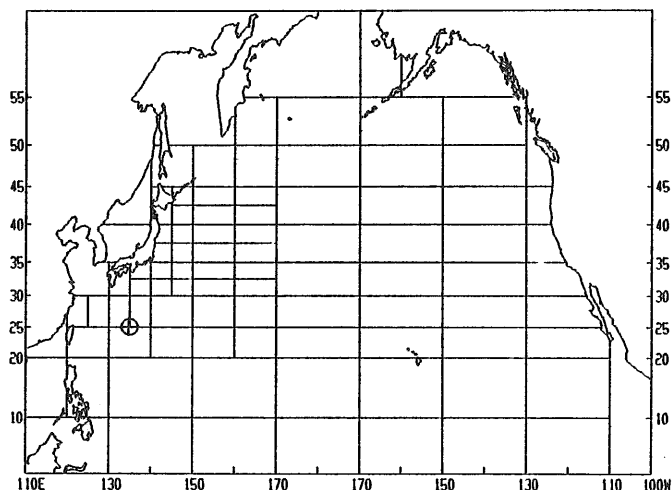
1978-1986 All seasons

BUOY 21003
(25-40 N, 135-55 E)

MEAN OF WAVE HEIGHT 1.72 M
MEAN OF WAVE PERIOD 6.76SEC

| HEIGHT (M) | 0- | 5- | 6- | 7- | 8- | 9- | 10- | 11- | 12- | 13- | 14- | TOTAL |
|------------|------|------|-------|-------|-------|------|-------|-------|-------|------|------|-------|
| 14.75- | | | | | | | | | | | | 0 |
| 13.75- | | | | | | | | | | | | 0 |
| 12.75- | | | | | | | | | | | | 0 |
| 11.75- | | | 1 | | | | | | | | | 1 |
| 10.75- | | | 1 | 1 | | | | | | | | 2 |
| 9.75- | | | 1 | 1 | 2 | | 3 | 1 | 1 | | | 9 |
| 8.75- | | | 1 | | | | | 1 | | | | 3 |
| 7.75- | | | | 1 | 3 | 3 | 5 | 1 | 1 | | | 14 |
| 6.75- | | | 4 | 2 | 3 | 4 | 2 | 3 | | | | 18 |
| 5.75- | 2 | 6 | 10 | 5 | 13 | 11 | 6 | 2 | 3 | | | 58 |
| 4.75- | 14 | 25 | 19 | 35 | 39 | 20 | 20 | 5 | 3 | 2 | | 182 |
| 3.75- | 15 | 44 | 56 | 63 | 83 | 65 | 39 | 11 | 4 | 3 | | 383 |
| 2.75- | 62 | 103 | 175 | 236 | 253 | 201 | 72 | 19 | 4 | 3 | | 1128 |
| 1.75- | 428 | 550 | 766 | 940 | 810 | 446 | 164 | 47 | 27 | 6 | 5 | 4189 |
| 0.75- | 1076 | 1361 | 1733 | 1780 | 1103 | 514 | 294 | 165 | 76 | 38 | 40 | 8180 |
| 0.00- | 159 | 201 | 277 | 297 | 154 | 93 | 28 | 13 | 7 | 5 | 30 | 1264 |
| TOTAL | 1756 | 2290 | 3044 | 3361 | 2463 | 1358 | 633 | 268 | 126 | 57 | 75 | 15431 |
| MAX | 6.20 | 6.40 | 11.84 | 11.36 | 10.24 | 9.44 | 10.56 | 10.24 | 10.56 | 5.44 | 2.72 | |

DATE (MAX HEIGHT) 18h 24-AUG-86



1978-1986 Spring

BUOY 21003
(25-40 N, 135-55 E)

MEAN OF WAVE HEIGHT 1.67 M
MEAN OF WAVE PERIOD 7.18SEC

| HEIGHT (M) | 0- | 5- | 6- | 7- | 8- | 9- | 10- | 11- | 12- | 13- | 14- | TOTAL |
|------------|------|------|------|------|------|------|------|------|------|------|------|-------|
| 14.75- | | | | | | | | | | | | 0 |
| 13.75- | | | | | | | | | | | | 0 |
| 12.75- | | | | | | | | | | | | 0 |
| 11.75- | | | | | | | | | | | | 0 |
| 10.75- | | | | | | | | | | | | 0 |
| 9.75- | | | | | | | | | | | | 0 |
| 8.75- | | | | | | | | 1 | | | | 1 |
| 7.75- | | | | | | | | | | | | 0 |
| 6.75- | | | | | | | | | | | | 0 |
| 5.75- | | | | | | 1 | | | | | | 1 |
| 4.75- | | | | 1 | 8 | 3 | 4 | | | | | 16 |
| 3.75- | | | 2 | 6 | 11 | 9 | 2 | | | | | 30 |
| 2.75- | | 1 | 20 | 49 | 62 | 50 | 18 | 4 | 4 | | | 208 |
| 1.75- | 29 | 52 | 143 | 231 | 215 | 139 | 51 | 15 | 12 | 3 | 3 | 893 |
| 0.75- | 106 | 196 | 320 | 365 | 269 | 116 | 67 | 17 | 10 | 5 | 3 | 1474 |
| 0.00- | 11 | 36 | 69 | 82 | 42 | 21 | 3 | 1 | 1 | | | 266 |
| TOTAL | 146 | 285 | 554 | 734 | 607 | 339 | 145 | 38 | 27 | 8 | 6 | 2889 |
| MAX | 2.40 | 3.20 | 4.00 | 4.80 | 5.60 | 6.08 | 5.60 | 9.12 | 3.20 | 2.72 | 2.72 | |

DATE (MAX HEIGHT) 00h 22-MAY-82

1978-1986 Summer

BUOY 21003
(25-40 N, 135-55 E)

MEAN OF WAVE HEIGHT 1.68 M
MEAN OF WAVE PERIOD 5.55SEC

| HEIGHT (M) | 0- | 5- | 6- | 7- | 8- | 9- | 10- | 11- | 12- | 13- | 14- | TOTAL |
|------------|------|------|-------|-------|-------|------|------|------|------|------|------|-------|
| 14.75- | | | | | | | | | | | | 0 |
| 13.75- | | | | | | | | | | | | 0 |
| 12.75- | | | | | | | | | | | | 0 |
| 11.75- | | | 1 | | | | | | | | | 1 |
| 10.75- | | | 1 | 1 | | | | | | | | 2 |
| 9.75- | | | 1 | | 2 | | | | | | | 3 |
| 8.75- | | | | | | 1 | | | | | | 1 |
| 7.75- | | | | | 1 | 3 | 2 | 3 | 1 | 1 | | 11 |
| 6.75- | | | 3 | 1 | 1 | 2 | 1 | 3 | | | | 11 |
| 5.75- | | 4 | 2 | | | 3 | 5 | 3 | 1 | 2 | | 20 |
| 4.75- | 8 | 19 | 7 | 9 | 8 | 3 | 2 | | | 1 | | 57 |
| 3.75- | 9 | 29 | 13 | 11 | 11 | 8 | 4 | 1 | 1 | | | 87 |
| 2.75- | 39 | 51 | 34 | 23 | 18 | 8 | 5 | 3 | | | | 181 |
| 1.75- | 268 | 224 | 127 | 75 | 52 | 17 | 6 | 1 | | 1 | 1 | 772 |
| 0.75- | 584 | 543 | 427 | 230 | 75 | 27 | 23 | 22 | 6 | 3 | 1 | 1941 |
| 0.00- | 40 | 64 | 62 | 51 | 25 | 2 | | | | | 3 | 247 |
| TOTAL | 948 | 934 | 678 | 402 | 198 | 75 | 47 | 32 | 10 | 5 | 5 | 3334 |
| MAX | 5.60 | 6.40 | 11.84 | 11.36 | 10.24 | 9.44 | 8.48 | 8.32 | 8.00 | 5.28 | 1.80 | |

DATE (MAX HEIGHT) 18h 24-AUG-86

1978-1986 Autumn

BUOY 21003
(25-40 N, 135-55 E)

MEAN OF WAVE HEIGHT 1.79 M
MEAN OF WAVE PERIOD 6.68SEC

| HEIGHT (M) | 0- | 5- | 6- | 7- | 8- | 9- | 10- | 11- | 12- | 13- | 14- | TOTAL |
|------------|------|------|------|------|------|------|-------|-------|-------|------|------|-------|
| 14.75- | | | | | | | | | | | | 0 |
| 13.75- | | | | | | | | | | | | 0 |
| 12.75- | | | | | | | | | | | | 0 |
| 11.75- | | | | | | | | | | | | 0 |
| 10.75- | | | | | | | | | | | | 0 |
| 9.75- | | | | 1 | | | 3 | 1 | 1 | | | 6 |
| 8.75- | | | 1 | | | | | | | | | 1 |
| 7.75- | | | | | | 1 | 2 | | | | | 3 |
| 6.75- | | | 1 | 1 | 2 | 2 | 1 | | | | | 7 |
| 5.75- | 2 | 2 | 8 | 5 | 9 | 4 | 3 | 1 | 1 | | | 35 |
| 4.75- | 6 | 6 | 12 | 20 | 16 | 12 | 14 | 5 | 2 | 1 | | 94 |
| 3.75- | 6 | 14 | 31 | 26 | 32 | 36 | 30 | 10 | 3 | 3 | | 191 |
| 2.75- | 21 | 46 | 73 | 69 | 85 | 67 | 32 | 12 | | 3 | | 408 |
| 1.75- | 121 | 194 | 222 | 268 | 227 | 140 | 47 | 12 | 8 | 2 | | 1241 |
| 0.75- | 375 | 532 | 619 | 490 | 226 | 120 | 75 | 66 | 41 | 24 | 35 | 2603 |
| 0.00- | 108 | 95 | 114 | 83 | 37 | 11 | 2 | | 3 | 1 | 27 | 481 |
| TOTAL | 639 | 889 | 1081 | 963 | 634 | 393 | 209 | 107 | 59 | 34 | 62 | 5070 |
| MAX | 6.20 | 6.24 | 9.12 | 9.76 | 7.20 | 8.64 | 10.56 | 10.24 | 10.56 | 5.44 | 1.28 | |

DATE (MAX HEIGHT) 06h 29-OCT-84

1978-1986 Winter

BUOY 21003
(25-40 N, 135-55 E)

MEAN OF WAVE HEIGHT 1.70 M
MEAN OF WAVE PERIOD 7.53SEC

| HEIGHT (M) | 0- | 5- | 6- | 7- | 8- | 9- | 10- | 11- | 12- | 13- | 14- | TOTAL |
|------------|------|------|------|------|------|------|------|------|------|------|------|-------|
| 14.75- | | | | | | | | | | | | 0 |
| 13.75- | | | | | | | | | | | | 0 |
| 12.75- | | | | | | | | | | | | 0 |
| 11.75- | | | | | | | | | | | | 0 |
| 10.75- | | | | | | | | | | | | 0 |
| 9.75- | | | | | | | | | | | | 0 |
| 8.75- | | | | | | | | | | | | 0 |
| 7.75- | | | | | | | | | | | | 0 |
| 6.75- | | | | | | | | | | | | 0 |
| 5.75- | | | | | | 1 | 1 | | | | | 2 |
| 4.75- | | | | | 5 | 7 | 2 | | | 1 | | 15 |
| 3.75- | | | 1 | 10 | 20 | 29 | 12 | 3 | | | | 75 |
| 2.75- | | 2 | 5 | 48 | 95 | 88 | 76 | 17 | | | | 331 |
| 1.75- | 10 | 80 | 274 | 366 | 316 | 150 | 60 | 19 | 7 | | 1 | 1283 |
| 0.75- | 11 | 90 | 367 | 695 | 533 | 251 | 129 | 60 | 19 | 6 | 1 | 2162 |
| 0.00- | | 6 | 32 | 81 | 50 | 59 | 23 | 12 | 3 | 4 | | 270 |
| TOTAL | 23 | 182 | 731 | 1262 | 1024 | 551 | 232 | 91 | 30 | 10 | 2 | 4138 |
| MAX | 2.88 | 4.00 | 4.00 | 4.96 | 5.92 | 5.92 | 4.50 | 2.72 | 5.10 | 1.30 | 1.76 | |

DATE (MAX HEIGHT) 15h 08-DEC-84

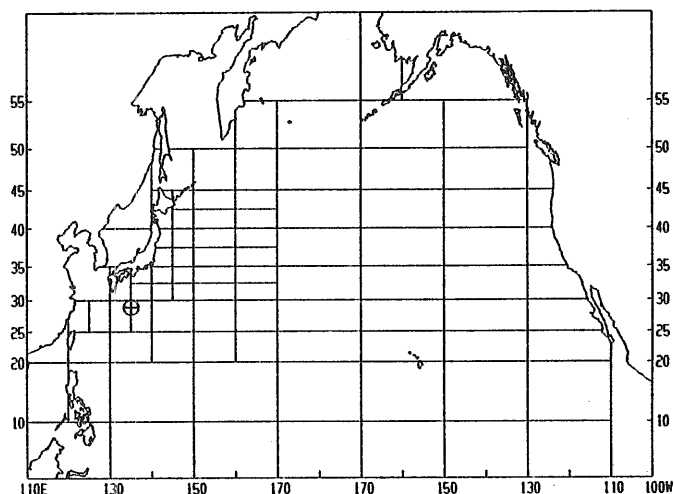
1981-1987 All seasons

BUOY 21004
(29- 0 N, 135- 0 E)

MEAN OF WAVE HEIGHT 2.01 M
MEAN OF WAVE PERIOD 8.85SEC

| HEIGHT (M) | 0- | 5- | 6- | 7- | 8- | 9- | 10- | 11- | 12- | 13- | 14- | TOTAL |
|------------|------|------|------|-------|-------|-------|-------|-------|-------|------|------|-------|
| 14.75- | | | | | | | | 3 | | | | 3 |
| 13.75- | | | | | | | 2 | | 1 | | | 3 |
| 12.75- | | | | | | | | | | | | 0 |
| 11.75- | | | | | 1 | 2 | 3 | | | | | 6 |
| 10.75- | | | | | | 2 | 2 | 3 | 1 | | | 8 |
| 9.75- | | | | 1 | | 1 | 1 | 1 | 1 | | | 5 |
| 8.75- | | | | | 1 | 1 | 2 | | | | | 4 |
| 7.75- | | 1 | | | 1 | 5 | 7 | 3 | 2 | | | 19 |
| 6.75- | | | 1 | 6 | 11 | 18 | 18 | 7 | 3 | | | 64 |
| 5.75- | | | 1 | 12 | 24 | 39 | 30 | 20 | 14 | 2 | 1 | 143 |
| 4.75- | | | 10 | 29 | 57 | 78 | 44 | 29 | 10 | 3 | 2 | 262 |
| 3.75- | 2 | 8 | 70 | 120 | 148 | 106 | 93 | 49 | 27 | 10 | 1 | 640 |
| 2.75- | 5 | 36 | 189 | 366 | 499 | 254 | 125 | 83 | 44 | 13 | 4 | 1618 |
| 1.75- | 30 | 143 | 451 | 1080 | 1357 | 690 | 356 | 186 | 82 | 31 | 10 | 4416 |
| 0.75- | 54 | 113 | 269 | 782 | 1276 | 1271 | 1101 | 693 | 467 | 279 | 377 | 6682 |
| 0.00- | 136 | 3 | 5 | 6 | 5 | 13 | 17 | 37 | 33 | 52 | 231 | 538 |
| TOTAL | 227 | 304 | 996 | 2402 | 3380 | 2480 | 1807 | 1114 | 685 | 390 | 626 | 14411 |
| MAX | 4.32 | 8.48 | 7.04 | 10.08 | 12.64 | 12.64 | 14.24 | 19.04 | 13.76 | 6.40 | 6.08 | |

DATE (MAX HEIGHT) 03h 15-AUG-83



1981-1987 Spring

BUOY 21004
(29- 0 N, 135- 0 E)

MEAN OF WAVE HEIGHT 1.82 M
MEAN OF WAVE PERIOD 8.90SEC

| HEIGHT (M) | 0- | 5- | 6- | 7- | 8- | 9- | 10- | 11- | 12- | 13- | 14- | TOTAL |
|------------|------|------|------|------|------|------|------|------|------|------|------|-------|
| 14.75- | | | | | | | | | | | | 0 |
| 13.75- | | | | | | | | | | | | 0 |
| 12.75- | | | | | | | | | | | | 0 |
| 11.75- | | | | | | | | | | | | 0 |
| 10.75- | | | | | | | | | | | | 0 |
| 9.75- | | | | | | | | | | | | 0 |
| 8.75- | | | | | | 1 | | | | | | 1 |
| 7.75- | | | | | | 1 | | | | | | 1 |
| 6.75- | | | | 1 | 1 | 1 | 1 | | | | | 4 |
| 5.75- | | | | 1 | 3 | 4 | 2 | | | | | 10 |
| 4.75- | | | 2 | 2 | 3 | 12 | 3 | 1 | | | | 23 |
| 3.75- | 1 | 1 | 12 | 13 | 32 | 9 | 8 | | | | | 76 |
| 2.75- | 1 | 7 | 45 | 81 | 95 | 52 | 13 | 1 | 1 | | | 296 |
| 1.75- | 3 | 26 | 84 | 243 | 359 | 173 | 67 | 26 | 11 | 2 | 3 | 997 |
| 0.75- | 2 | 7 | 39 | 152 | 354 | 369 | 341 | 163 | 119 | 58 | 70 | 1680 |
| 0.00- | 5 | | | | | 1 | 2 | 6 | 6 | 11 | 40 | 71 |
| TOTAL | 12 | 41 | 182 | 493 | 847 | 623 | 437 | 203 | 137 | 71 | 113 | 3159 |
| MAX | 4.16 | 3.84 | 5.44 | 6.88 | 6.88 | 8.96 | 7.04 | 4.96 | 2.88 | 1.92 | 2.08 | |

DATE (MAX HEIGHT) 06h 21-MAR-84

1981-1987 Summer

BUOY 21004
(29- 0 N, 135- 0 E)

MEAN OF WAVE HEIGHT 1.91 M
MEAN OF WAVE PERIOD 9.22SEC

| HEIGHT (M) | 0- | 5- | 6- | 7- | 8- | 9- | 10- | 11- | 12- | 13- | 14- | TOTAL |
|------------|------|------|------|-------|-------|-------|-------|-------|-------|------|------|-------|
| 14.75- | | | | | | | | 2 | | | | 2 |
| 13.75- | | | | | | | 2 | | 1 | | | 3 |
| 12.75- | | | | | | | | | | | | 0 |
| 11.75- | | | | | | 1 | 2 | 3 | | | | 6 |
| 10.75- | | | | | | | 2 | 2 | 3 | 1 | | 8 |
| 9.75- | | | | | | 1 | | 1 | 1 | | | 3 |
| 8.75- | | | | | | | 1 | 2 | | | | 3 |
| 7.75- | | | | | | | 1 | 2 | | 1 | | 4 |
| 6.75- | | | | | | 1 | 3 | 4 | 8 | 3 | 1 | 20 |
| 5.75- | | | | | | 1 | 7 | 10 | 11 | 6 | 4 | 40 |
| 4.75- | | | | | | 4 | 8 | 12 | 10 | 7 | 3 | 46 |
| 3.75- | | | 2 | 17 | 19 | 24 | 21 | 35 | 15 | 12 | 6 | 151 |
| 2.75- | 1 | 9 | 33 | 54 | 93 | 50 | 44 | 39 | 20 | 6 | 3 | 352 |
| 1.75- | 11 | 50 | 117 | 238 | 243 | 172 | 121 | 75 | 30 | 18 | 3 | 1078 |
| 0.75- | 25 | 50 | 104 | 220 | 284 | 311 | 282 | 224 | 151 | 110 | 171 | 1932 |
| 0.00- | 66 | | | 1 | | 4 | 11 | 18 | 15 | 22 | 93 | 230 |
| TOTAL | 103 | 111 | 271 | 539 | 664 | 589 | 534 | 393 | 239 | 163 | 272 | 3878 |
| MAX | 2.88 | 4.32 | 4.64 | 10.08 | 12.64 | 12.64 | 14.24 | 19.04 | 13.76 | 4.96 | 6.08 | |

DATE (MAX HEIGHT) 03h 15-AUG-83

1981-1987 Autumn

BUOY 21004
(29- 0 N, 135- 0 E)

MEAN OF WAVE HEIGHT 2.08 M
MEAN OF WAVE PERIOD 9.03SEC

| HEIGHT (M) | 0- | 5- | 6- | 7- | 8- | 9- | 10- | 11- | 12- | 13- | 14- | TOTAL |
|------------|------|------|------|------|------|-------|------|------|------|------|------|-------|
| 14.75- | | | | | | | | | | | | 0 |
| 13.75- | | | | | | | | | | | | 0 |
| 12.75- | | | | | | | | | | | | 0 |
| 11.75- | | | | | | | | | | | | 0 |
| 10.75- | | | | | | | | | | | | 0 |
| 9.75- | | | | | | 1 | | | | | | 1 |
| 8.75- | | | | | | | | | | | | 0 |
| 7.75- | | 1 | | | 1 | 3 | 3 | 2 | | | | 10 |
| 6.75- | | | 1 | 3 | 2 | 7 | 7 | 3 | 2 | | | 25 |
| 5.75- | | | 1 | 6 | 6 | 17 | 11 | 11 | 10 | 2 | | 64 |
| 4.75- | | | 2 | 8 | 20 | 32 | 25 | 21 | 7 | 2 | 1 | 118 |
| 3.75- | 1 | 2 | 9 | 28 | 34 | 36 | 49 | 34 | 15 | 4 | 1 | 213 |
| 2.75- | 3 | 8 | 36 | 70 | 88 | 73 | 54 | 42 | 23 | 7 | 1 | 405 |
| 1.75- | 12 | 50 | 114 | 219 | 318 | 185 | 114 | 69 | 31 | 9 | 4 | 1125 |
| 0.75- | 23 | 42 | 75 | 159 | 294 | 321 | 268 | 187 | 139 | 80 | 102 | 1690 |
| 0.00- | 56 | 3 | 5 | 5 | 3 | 6 | 3 | 9 | 8 | 16 | 82 | 196 |
| TOTAL | 95 | 106 | 243 | 498 | 766 | 681 | 534 | 378 | 235 | 120 | 191 | 3847 |
| MAX | 4.32 | 8.48 | 7.04 | 7.36 | 8.48 | 10.08 | 8.48 | 8.32 | 7.04 | 6.40 | 5.28 | |

DATE (MAX HEIGHT) 03h 10-OCT-83

1981-1987 Winter

BUOY 21004
(29- 0 N, 135- 0 E)

MEAN OF WAVE HEIGHT 2.21 M
MEAN OF WAVE PERIOD 8.21SEC

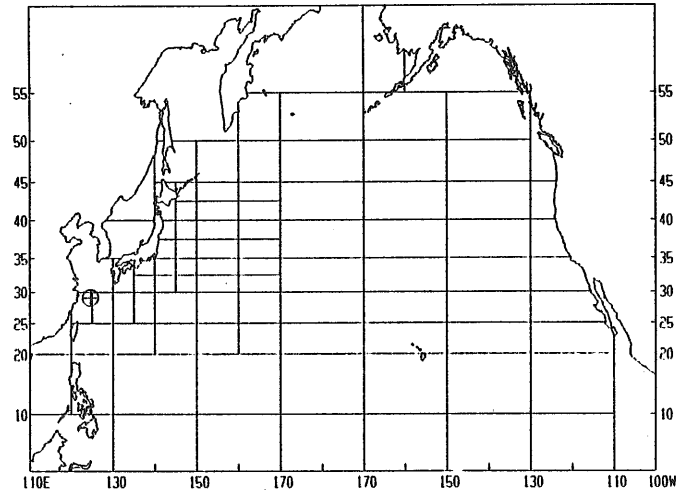
| HEIGHT (M) | 0- | 5- | 6- | 7- | 8- | 9- | 10- | 11- | 12- | 13- | 14- | TOTAL |
|------------|------|------|------|------|------|------|------|-------|------|------|------|-------|
| 14.75- | | | | | | | | 1 | | | | 1 |
| 13.75- | | | | | | | | | | | | 0 |
| 12.75- | | | | | | | | | | | | 0 |
| 11.75- | | | | | | | | | | | | 0 |
| 10.75- | | | | | | | | | | | | 0 |
| 9.75- | | | | | | | | | | 1 | | 1 |
| 8.75- | | | | | | | | | | | | 0 |
| 7.75- | | | | | | | | | | 1 | | 4 |
| 6.75- | | | | | | 1 | 5 | 6 | 2 | 1 | | 15 |
| 5.75- | | | | | | 4 | 8 | 8 | 6 | 3 | | 29 |
| 4.75- | | | | | | 6 | 15 | 26 | 22 | 6 | | 75 |
| 3.75- | | | | | | 3 | 32 | 60 | 58 | 40 | 7 | 200 |
| 2.75- | | | | | | 12 | 75 | 161 | 223 | 79 | 14 | 565 |
| 1.75- | 4 | 17 | 136 | 380 | 437 | 160 | 54 | 16 | 10 | 2 | | 1216 |
| 0.75- | 4 | 14 | 51 | 251 | 344 | 270 | 210 | 113 | 58 | 31 | 34 | 1380 |
| 0.00- | 9 | | | | | 2 | 2 | 1 | 4 | 4 | 3 | 41 |
| TOTAL | 17 | 46 | 300 | 872 | 1103 | 587 | 302 | 140 | 74 | 36 | 50 | 3527 |
| MAX | 2.56 | 4.48 | 5.44 | 7.36 | 6.88 | 7.68 | 8.32 | 18.56 | 9.92 | 2.40 | 1.60 | |

DATE (MAX HEIGHT) 12h 15-JAN-86

1978-1987 All seasons

| BUOY 22001 (28-10 N, 126-20 E) | | PERIOD (SEC) | | | | | | | | | | | | MEAN OF WAVE HEIGHT MEAN OF WAVE PERIOD | | 1.52 M 8.02SEC |
|-----------------------------------|------|--------------|------|------|------|-------|------|-------|-------|-------|------|-------|--|--|--|-------------------|
| HEIGHT (M) | 0- | 5- | 6- | 7- | 8- | 9- | 10- | 11- | 12- | 13- | 14- | TOTAL | | | | |
| 14.75- | | | | | | | | 1 | | 1 | | 2 | | | | |
| 13.75- | | | | | | | | | 1 | | | 1 | | | | |
| 12.75- | | | | | | | | | | | | 0 | | | | |
| 11.75- | | | | | | | | 1 | 1 | | | 2 | | | | |
| 10.75- | | | | | | 1 | | | | | | 1 | | | | |
| 9.75- | | | | | | | | | | 2 | | 3 | | | | |
| 8.75- | | | | | | | 1 | 3 | | | | 4 | | | | |
| 7.75- | | | | | | 3 | 2 | | 1 | | | 6 | | | | |
| 6.75- | | | 2 | | | 1 | 10 | 6 | 3 | 1 | | 23 | | | | |
| 5.75- | | 1 | | | | 12 | 16 | 15 | 6 | 3 | | 53 | | | | |
| 4.75- | | | 1 | 6 | 30 | 31 | 21 | 8 | 3 | | | 100 | | | | |
| 3.75- | 8 | 2 | 6 | 39 | 105 | 82 | 78 | 16 | 6 | | | 292 | | | | |
| 2.75- | 20 | 9 | 34 | 193 | 281 | 141 | 71 | 26 | 11 | 4 | 2 | 792 | | | | |
| 1.75- | 124 | 17 | 238 | 738 | 732 | 374 | 133 | 99 | 38 | 16 | 11 | 2520 | | | | |
| 0.75- | 327 | 242 | 797 | 1257 | 1011 | 700 | 467 | 370 | 247 | 161 | 284 | 5863 | | | | |
| 0.00- | 515 | 241 | 229 | 400 | 278 | 162 | 65 | 53 | 53 | 40 | 359 | 2395 | | | | |
| TOTAL | 994 | 512 | 1307 | 2633 | 2450 | 1520 | 809 | 586 | 367 | 222 | 657 | 12057 | | | | |
| MAX | 4.40 | 6.40 | 7.30 | 5.28 | 7.36 | 11.36 | 8.96 | 16.80 | 14.40 | 17.76 | 9.90 | | | | | |

DATE (MAX HEIGHT) 03h 26-AUG-86



1978-1987 Spring

| | | | | | | | | | | | | | | |
|-----------------------------------|------|--------------|------|------|------|------|------|------|------|------|------|--|--|-------------------|
| BUOY 22001 (28-10 N, 126-20 E) | | PERIOD (SEC) | | | | | | | | | | MEAN OF WAVE HEIGHT MEAN OF WAVE PERIOD | | 1.31 M 8.02SEC |
| HEIGHT (M) | 0- | 5- | 6- | 7- | 8- | 9- | 10- | 11- | 12- | 13- | 14- | TOTAL | | |
| 14.75- | | | | | | | | | | | | 0 | | |
| 13.75- | | | | | | | | | | | | 0 | | |
| 12.75- | | | | | | | | | | | | 0 | | |
| 11.75- | | | | | | | | | | | | 0 | | |
| 10.75- | | | | | | | | | | | | 0 | | |
| 9.75- | | | | | | | | | | | | 0 | | |
| 8.75- | | | | | | | | | | | | 0 | | |
| 7.75- | | | | | | | | | | | | 0 | | |
| 6.75- | | | 2 | | | | | | | | | 2 | | |
| 5.75- | | | | | | | | | | | | 0 | | |
| 4.75- | | | | 1 | | 3 | | | | | | 4 | | |
| 3.75- | 1 | | | 4 | 12 | 8 | | | | | | 25 | | |
| 2.75- | 1 | 2 | 6 | 33 | 34 | 24 | 3 | 1 | | | 1 | 105 | | |
| 1.75- | 47 | 3 | 56 | 187 | 131 | 53 | 3 | 1 | 1 | 3 | 7 | 492 | | |
| 0.75- | 101 | 41 | 273 | 362 | 323 | 207 | 126 | 82 | 54 | 46 | 74 | 1689 | | |
| 0.00- | 71 | 13 | 58 | 137 | 79 | 50 | 15 | 13 | 9 | 8 | 97 | 550 | | |
| TOTAL | 221 | 59 | 395 | 724 | 579 | 345 | 147 | 97 | 64 | 57 | 179 | 2867 | | |
| MAX | 3.84 | 3.20 | 7.30 | 4.96 | 4.64 | 5.44 | 3.68 | 3.04 | 2.56 | 2.08 | 3.68 | | | |

DATE (MAX HEIGHT) 03h 19-APR-79

1978-1987 Summer

| BUOY 22001 (28-10 N, 126-20 E) | | PERIOD (SEC) | | | | | | | | | | | | MEAN OF WAVE HEIGHT 1.59 M MEAN OF WAVE PERIOD 8.05SEC | |
|-----------------------------------|------|--------------|------|------|------|-------|------|-------|-------|-------|------|-------|--|---|--|
| HEIGHT (M) | 0- | 5- | 6- | 7- | 8- | 9- | 10- | 11- | 12- | 13- | 14- | TOTAL | | | |
| 14.75- | | | | | | | | | 1 | | 1 | 2 | | | |
| 13.75- | | | | | | | | | | 1 | | 1 | | | |
| 12.75- | | | | | | | | | | | | 0 | | | |
| 11.75- | | | | | | | | | 1 | 1 | | 2 | | | |
| 10.75- | | | | | | | 1 | | | | | 1 | | | |
| 9.75- | | | | | | | | | | 2 | | 3 | | | |
| 8.75- | | | | | | | | | 3 | | | 3 | | | |
| 7.75- | | | | | | 2 | 4 | 1 | | 1 | | 4 | | | |
| 6.75- | | | | | 1 | 4 | 4 | 2 | | | | 11 | | | |
| 5.75- | | | | | 6 | 6 | 6 | 5 | 3 | | | 26 | | | |
| 4.75- | | | 1 | 5 | 12 | 12 | 9 | 3 | 1 | | | 43 | | | |
| 3.75- | 2 | 2 | 5 | 14 | 33 | 27 | 11 | 5 | 2 | | | 101 | | | |
| 2.75- | 13 | 7 | 17 | 37 | 67 | 42 | 18 | 5 | 1 | 2 | 1 | 210 | | | |
| 1.75- | 73 | 8 | 67 | 124 | 161 | 77 | 27 | 28 | 16 | 9 | | 590 | | | |
| 0.75- | 140 | 21 | 194 | 288 | 206 | 179 | 115 | 88 | 84 | 57 | 101 | 1473 | | | |
| 0.00- | 136 | 9 | 69 | 134 | 95 | 47 | 19 | 13 | 21 | 9 | 109 | 661 | | | |
| TOTAL | 364 | 47 | 353 | 602 | 581 | 397 | 210 | 154 | 133 | 78 | 212 | 3131 | | | |
| MAX | 4.16 | 4.32 | 5.12 | 5.28 | 7.36 | 11.36 | 8.16 | 16.80 | 14.40 | 17.76 | 9.90 | | | | |

DATE (MAX HEIGHT) 03h 26-AUG-86

1978-1987 Autumn

| BUOY 22001 (28-10 N, 126-20 E) | | PERIOD (SEC) | | | | | | | | | | MEAN OF WAVE HEIGHT MEAN OF WAVE PERIOD | | 1.58 M 8.49SEC |
|-----------------------------------|------|--------------|------|------|------|------|------|------|------|------|------|--|--|-------------------|
| HEIGHT (M) | 0- | 5- | 6- | 7- | 8- | 9- | 10- | 11- | 12- | 13- | 14- | TOTAL | | |
| 14.75- | | | | | | | | | | | | 0 | | |
| 13.75- | | | | | | | | | | | | 0 | | |
| 12.75- | | | | | | | | | | | | 0 | | |
| 11.75- | | | | | | | | | | | | 0 | | |
| 10.75- | | | | | | | | | | | | 0 | | |
| 9.75- | | | | | | | | | | | | 0 | | |
| 8.75- | | | | | | | | 1 | | | | 1 | | |
| 7.75- | | | | | | 1 | | | | | | 1 | | |
| 6.75- | | | | | | 2 | 1 | 1 | | | | 4 | | |
| 5.75- | | | | | | 2 | 4 | | | | | 6 | | |
| 4.75- | | | | | 1 | 2 | 4 | 4 | 2 | | | 13 | | |
| 3.75- | 5 | | 1 | 4 | 14 | 24 | 10 | 9 | 4 | | | 71 | | |
| 2.75- | 6 | | 5 | 46 | 85 | 40 | 38 | 19 | 9 | 2 | | 250 | | |
| 1.75- | 4 | 4 | 39 | 211 | 221 | 162 | 86 | 69 | 21 | 4 | 4 | 825 | | |
| 0.75- | 60 | 47 | 139 | 309 | 268 | 181 | 146 | 148 | 80 | 42 | 88 | 1508 | | |
| 0.00- | 137 | 15 | 27 | 45 | 50 | 32 | 22 | 19 | 20 | 11 | 87 | 465 | | |
| TOTAL | 212 | 66 | 211 | 615 | 639 | 446 | 312 | 269 | 136 | 59 | 179 | 3144 | | |
| MAX | 4.40 | 2.00 | 4.48 | 4.00 | 4.80 | 8.16 | 8.96 | 7.68 | 5.28 | 3.52 | 2.56 | | | |

DATE (MAX HEIGHT) 18h 04-OCT-85

1978-1987 Winter

| | | | | | | | | | | | | | | |
|-----------------------------------|--------------|------|------|------|------|------|------|------|------|------|------|-------|---|--|
| BUOY 22001 (28-10 N, 126-20 E) | PERIOD (SEC) | | | | | | | | | | | | MEAN OF WAVE HEIGHT 1.60 M MEAN OF WAVE PERIOD 7.48SEC | |
| HEIGHT (M) | 0- | 5- | 6- | 7- | 8- | 9- | 10- | 11- | 12- | 13- | 14- | TOTAL | | |
| 14.75- | | | | | | | | | | | | 0 | | |
| 13.75- | | | | | | | | | | | | 0 | | |
| 12.75- | | | | | | | | | | | | 0 | | |
| 11.75- | | | | | | | | | | | | 0 | | |
| 10.75- | | | | | | | | | | | | 0 | | |
| 9.75- | | | | | | | | | | | | 0 | | |
| 8.75- | | | | | | | | | | | | 0 | | |
| 7.75- | | | | | | | 1 | | | | | 1 | | |
| 6.75- | | | | | | 4 | 1 | | 1 | | | 6 | | |
| 5.75- | | 1 | | | 6 | 8 | 5 | 1 | | | | 21 | | |
| 4.75- | | | | | 17 | 14 | 8 | 1 | | | | 40 | | |
| 3.75- | | | | 17 | 46 | 23 | 7 | 2 | | | | 95 | | |
| 2.75- | | | 6 | 77 | 95 | 35 | 12 | 1 | 1 | | | 227 | | |
| 1.75- | | 2 | 76 | 216 | 219 | 82 | 17 | 1 | | | | 613 | | |
| 0.75- | 26 | 133 | 191 | 298 | 214 | 133 | 80 | 52 | 29 | 16 | 21 | 1193 | | |
| 0.00- | 171 | 204 | 75 | 84 | 54 | 33 | 9 | 8 | 3 | 12 | 66 | 719 | | |
| TOTAL | 197 | 340 | 348 | 692 | 651 | 332 | 140 | 66 | 34 | 28 | 87 | 2915 | | |
| MAX | 1.60 | 6.40 | 3.36 | 4.64 | 6.56 | 7.68 | 7.84 | 5.76 | 7.68 | 1.12 | 0.96 | | | |

DATE (MAX HEIGHT) 12h 03-FEB-87